



US00D586991S

(12) **United States Design Patent**
Fuerst

(10) **Patent No.:** **US D586,991 S**

(45) **Date of Patent:** **** Feb. 24, 2009**

(54) **SHOE SOLE**

(76) **Inventor:** **Rory W. Fuerst**, 101 Isabella Ave.,
Atherton, CA (US) 94027

(**) **Term:** **14 Years**

(21) **Appl. No.:** **29/253,132**

(22) **Filed:** **Feb. 2, 2006**

Related U.S. Application Data

(62) Division of application No. 29/235,610, filed on Aug. 4, 2005, now abandoned.

(51) **LOC (9) Cl.** **02-01**

(52) **U.S. Cl.** **D2/957; D2/951; D2/953;**
D2/956; D2/960

(58) **Field of Classification Search** **D2/902,**
D2/947, 948, 949, 951, 952, 953, 954, 956,
D2/957, 958, 960; 36/28, 84, 67 R, 59 C,
36/3 B, 32 R, 134, 129, 11.5; 12/142 C
See application file for complete search history.

(56) **References Cited**

U.S. PATENT DOCUMENTS

| | | | |
|--------------|---------|-----------------------|--------|
| D289,943 S * | 5/1987 | Liebscher et al. | D2/959 |
| D316,930 S * | 5/1991 | Bernasconi | D2/957 |
| D329,534 S * | 9/1992 | Worthington | D2/959 |
| D333,210 S * | 2/1993 | Greene | D2/959 |
| D334,657 S * | 4/1993 | Smith | D2/956 |
| D341,481 S * | 11/1993 | Peterson | D2/959 |
| D410,138 S * | 5/1999 | Turner et al. | D2/959 |
| D415,339 S * | 10/1999 | Rombis | D2/960 |
| D429,552 S * | 8/2000 | Kern | D2/953 |
| D487,839 S * | 3/2004 | Matis et al. | D2/959 |
| D501,707 S * | 2/2005 | Nakano | D2/959 |
| D512,818 S * | 12/2005 | Mitani et al. | D2/953 |
| D543,340 S * | 5/2007 | Favreau et al. | D2/960 |
| D545,036 S * | 6/2007 | Roulo | D2/959 |

| | | | |
|-------------------|---------|------------------------|---------|
| D545,534 S * | 7/2007 | McClaskie | D2/959 |
| D546,532 S * | 7/2007 | Matis et al. | D2/953 |
| D550,437 S * | 9/2007 | Belley et al. | D2/953 |
| D555,890 S * | 11/2007 | McClaskie | D2/962 |
| D557,484 S * | 12/2007 | McClaskie | D2/959 |
| D561,438 S * | 2/2008 | Belley | D2/957 |
| D566,939 S * | 4/2008 | Schoenborn et al. | D2/957 |
| D569,593 S * | 5/2008 | Avar | D2/957 |
| D570,080 S * | 6/2008 | Feller et al. | D2/959 |
| D570,582 S * | 6/2008 | Roy et al. | D2/953 |
| D574,130 S * | 8/2008 | Le | D2/956 |
| D577,883 S * | 10/2008 | Link | D2/959 |
| 2006/0265905 A1 * | 11/2006 | Chandler et al. | 36/25 R |
| 2006/0272180 A1 * | 12/2006 | Hay | 36/25 R |

* cited by examiner

Primary Examiner—Celia A Murphy

(74) *Attorney, Agent, or Firm*—Perkins Coie LLP

(57) **CLAIM**

The ornamental design for a shoe sole, as shown and described.

DESCRIPTION

FIG. 1 is a bottom plan view of a shoe sole showing my new design;

FIG. 2 is a perspective view of the shoe sole;

FIG. 3 is a front view thereof;

FIG. 4 is a rear view thereof;

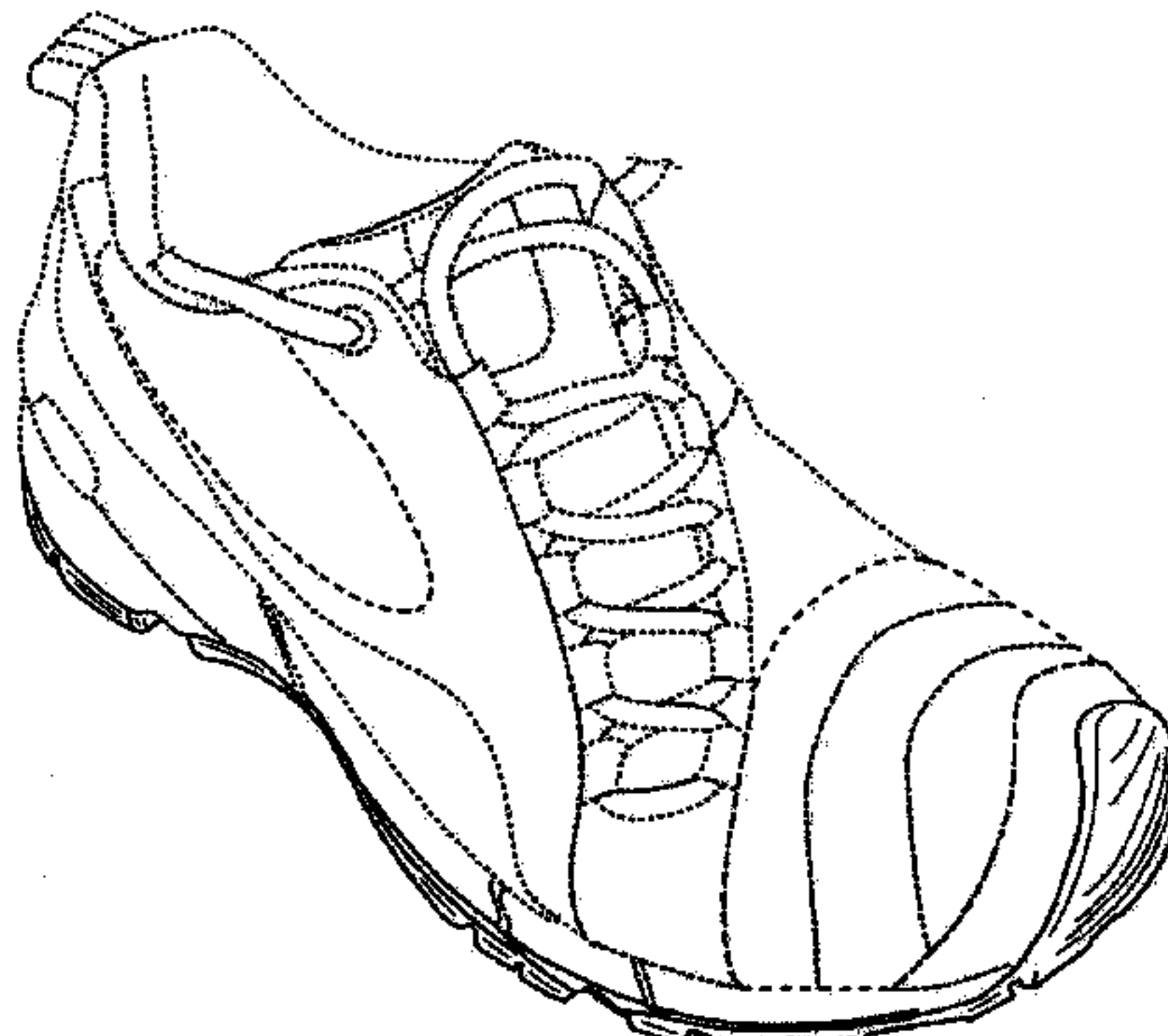
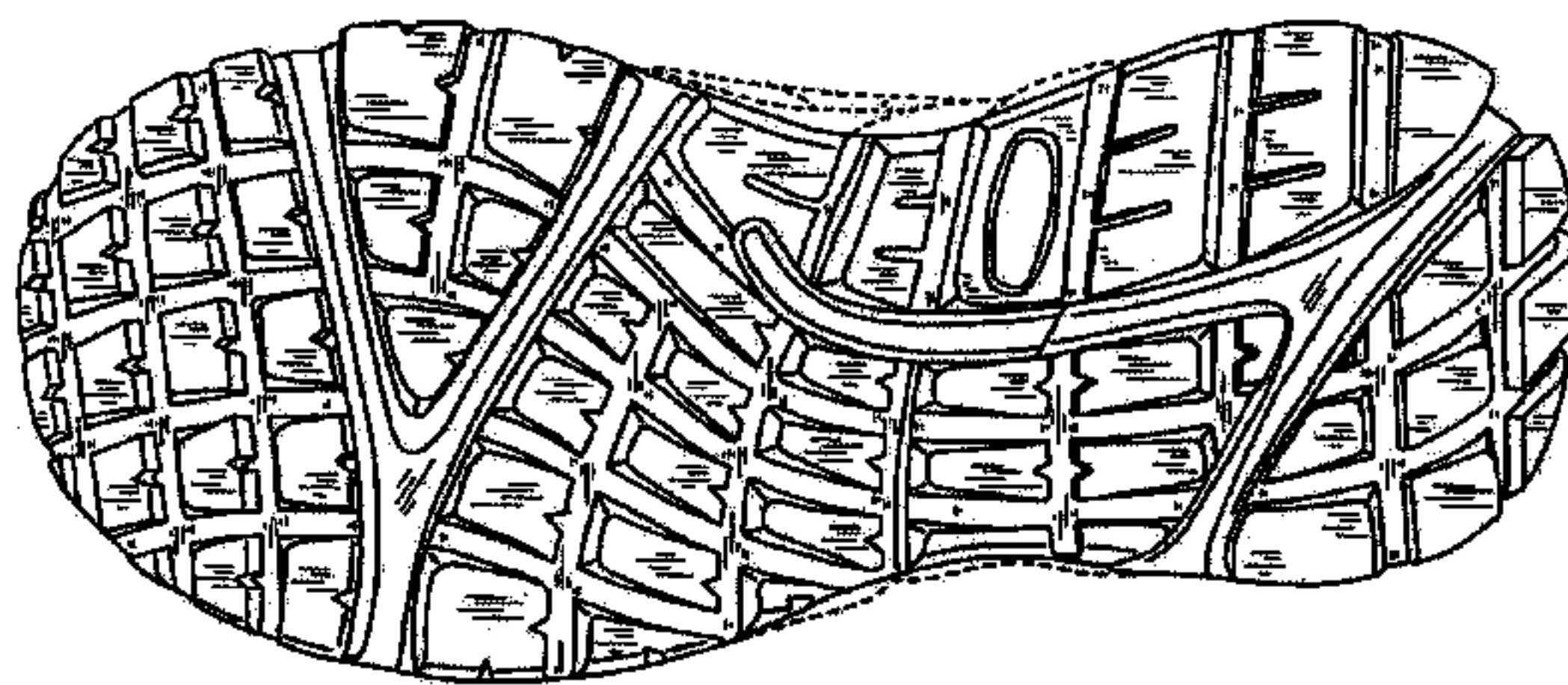
FIG. 5 is a left side view thereof;

FIG. 6 is a right side view thereof; and,

FIG. 7 is a top view thereof.

Broken lines in the figures, which represent the remaining portions of the shoe, are for illustrative purposes only and form no part of the claimed design.

1 Claim, 7 Drawing Sheets



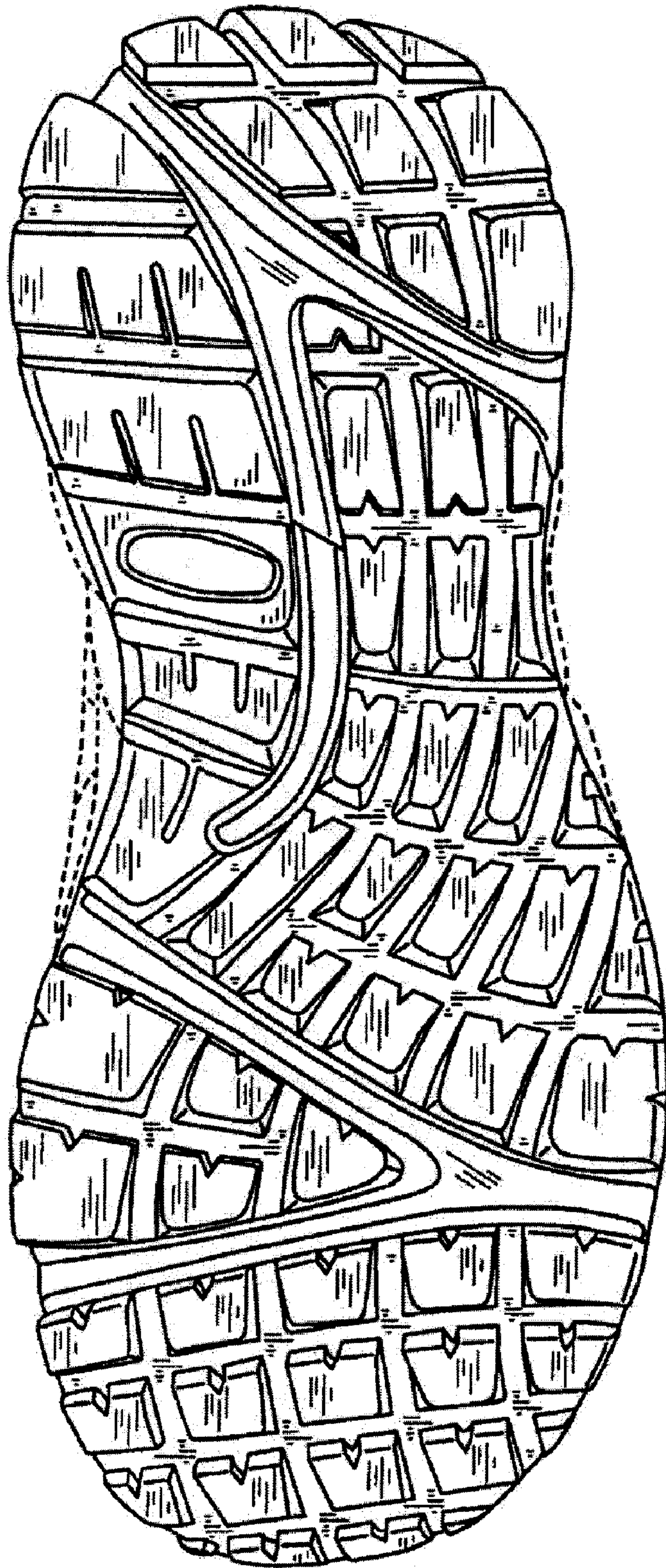


Fig. 1

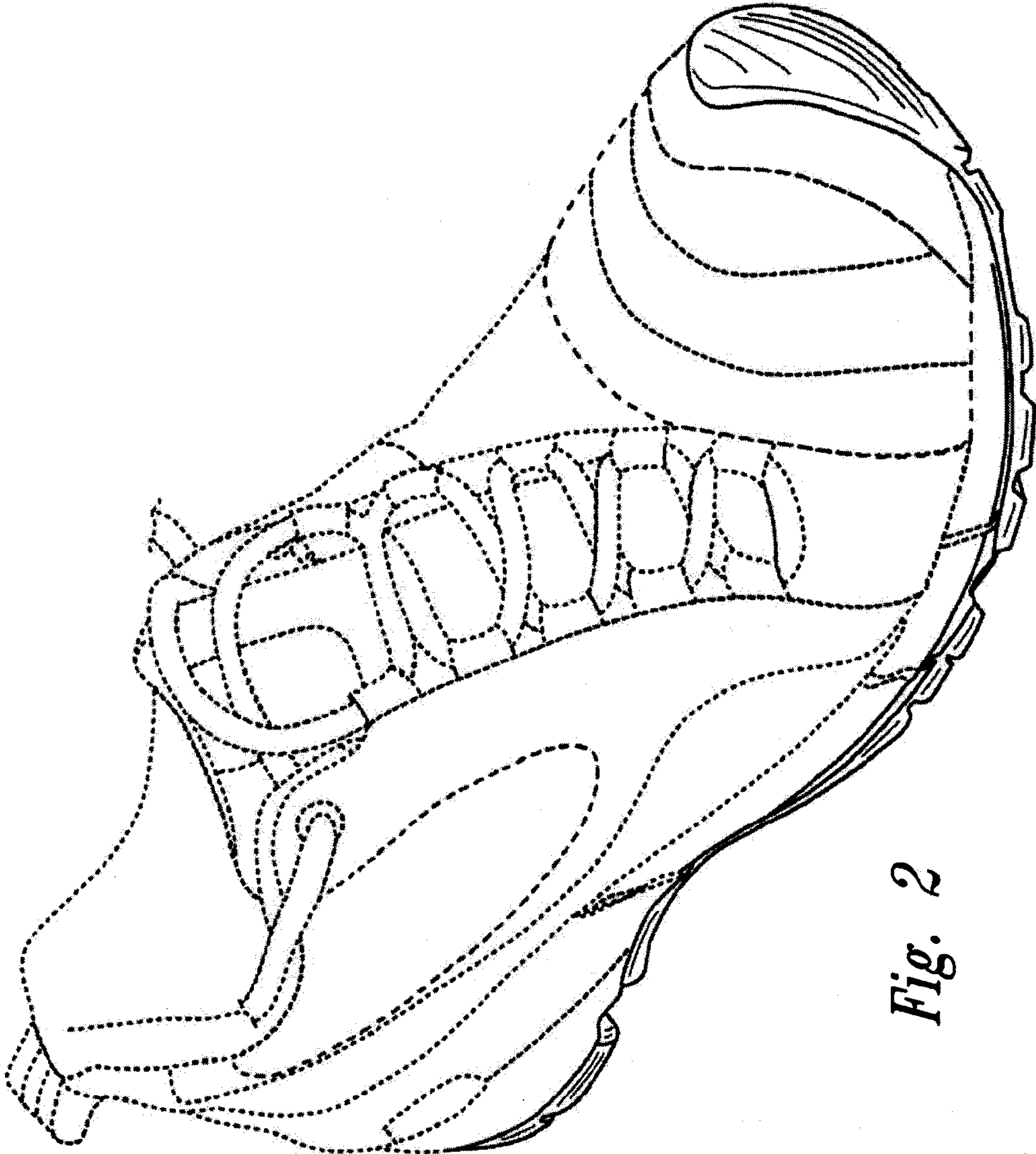


Fig. 2

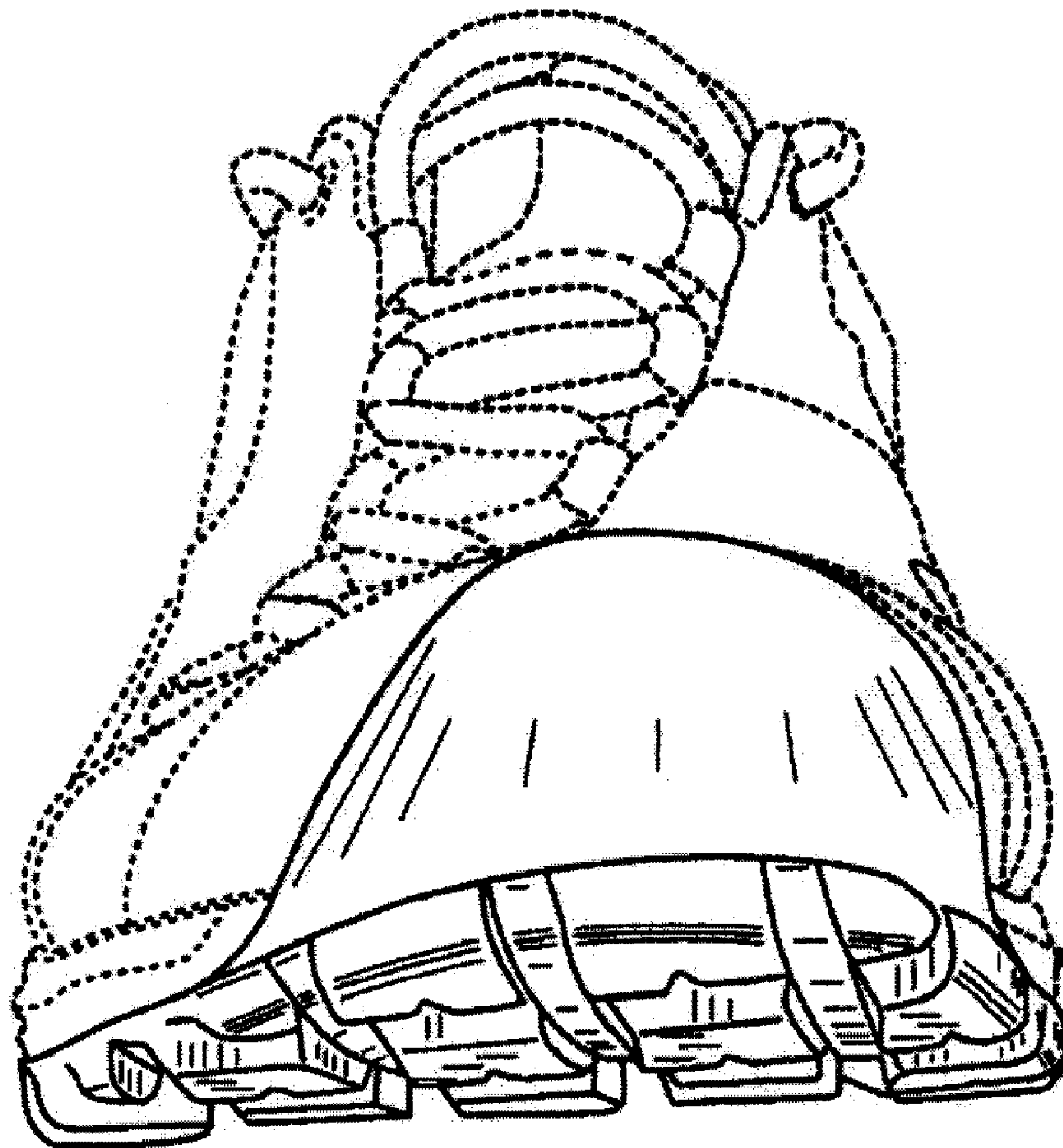


Fig. 3

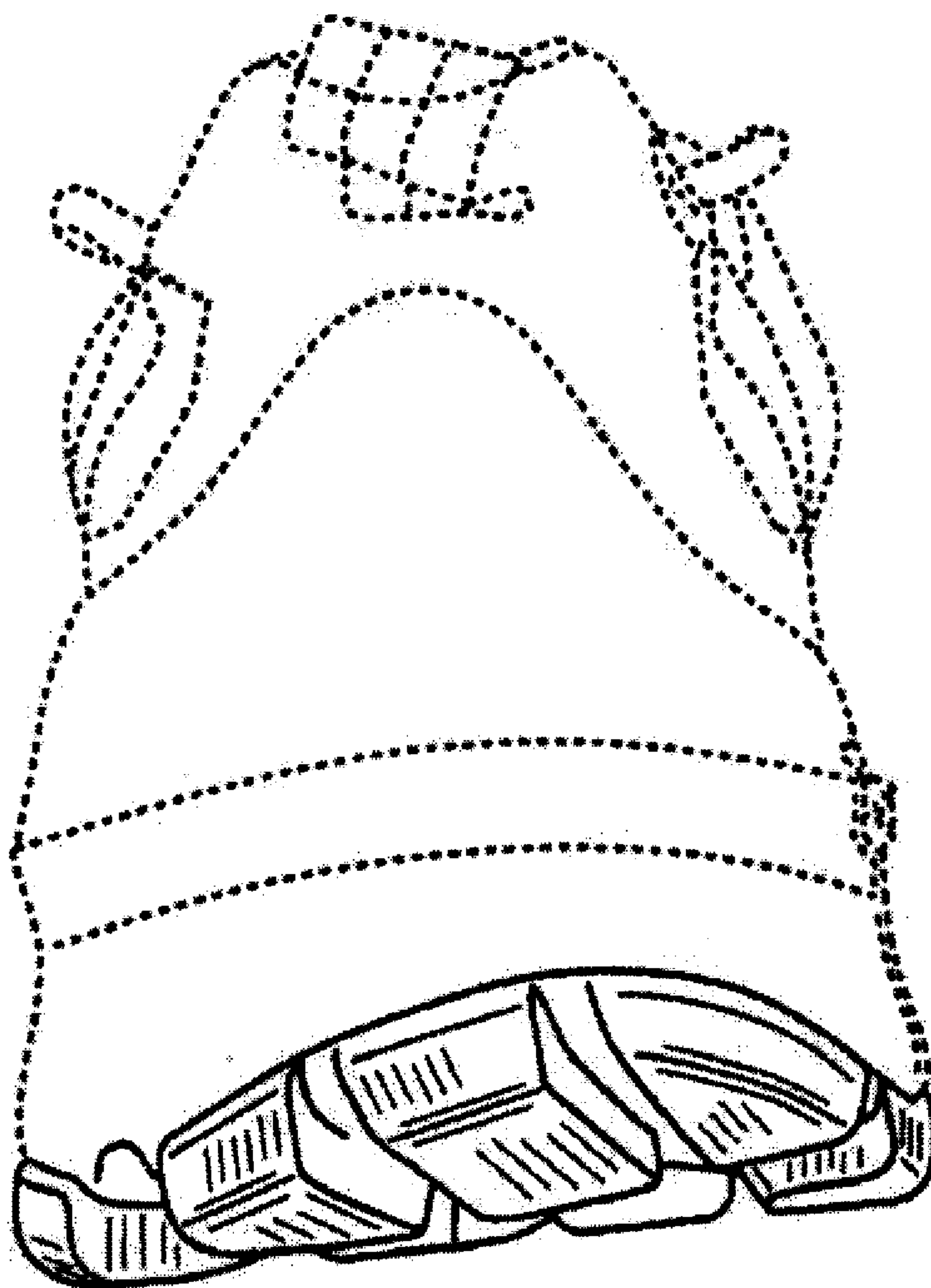


Fig. 4

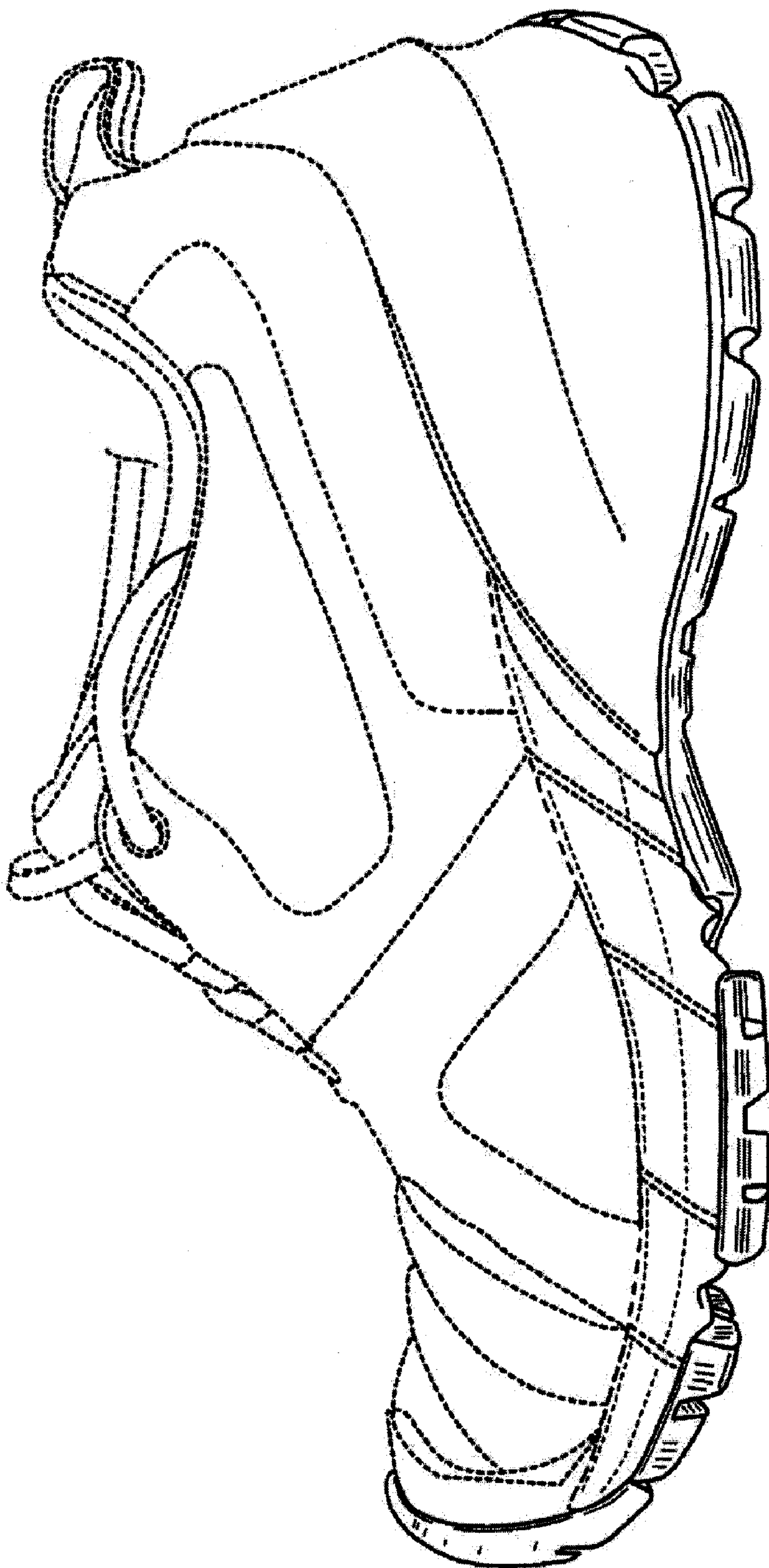


Fig. 5

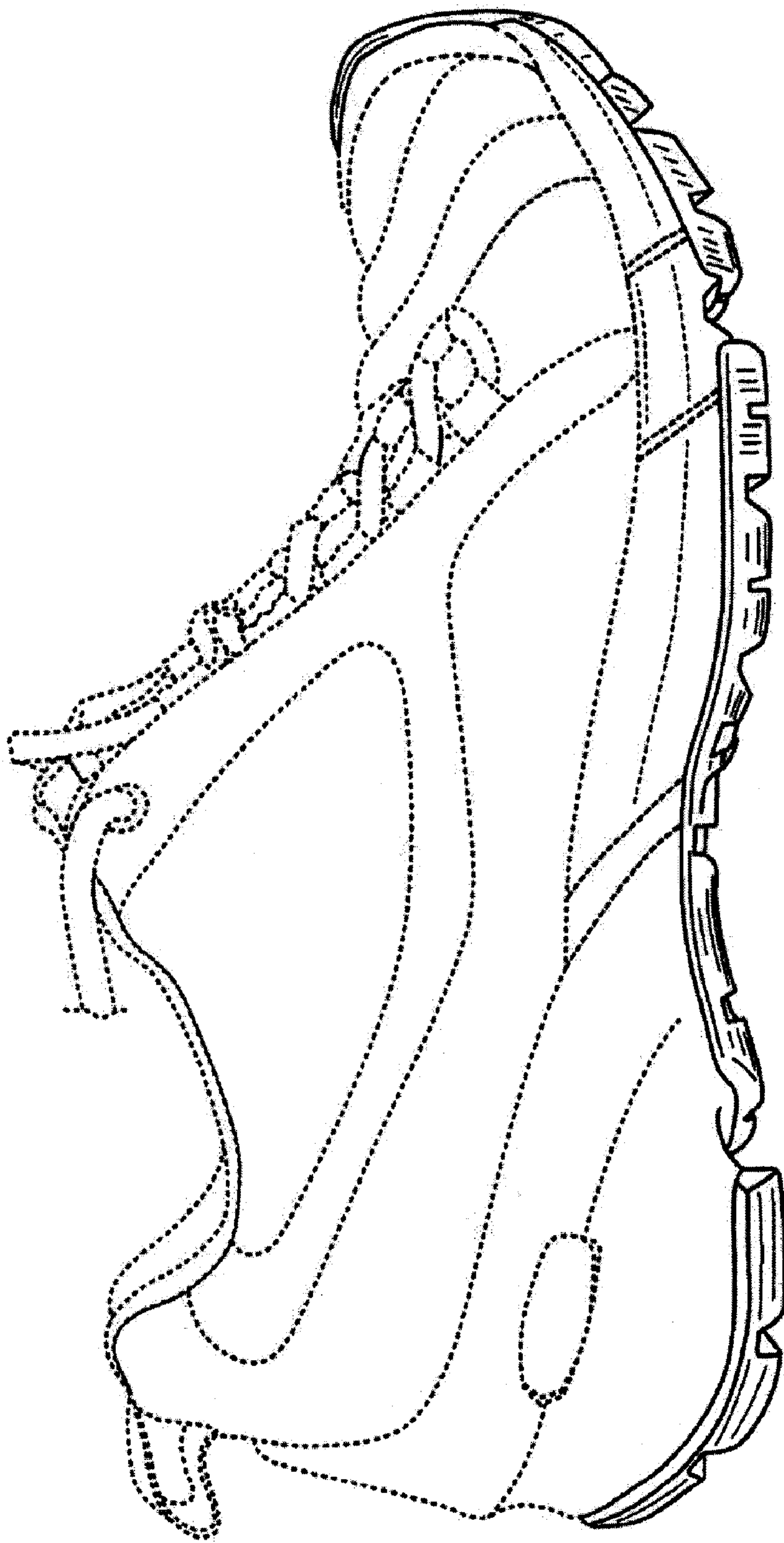


Fig. 6

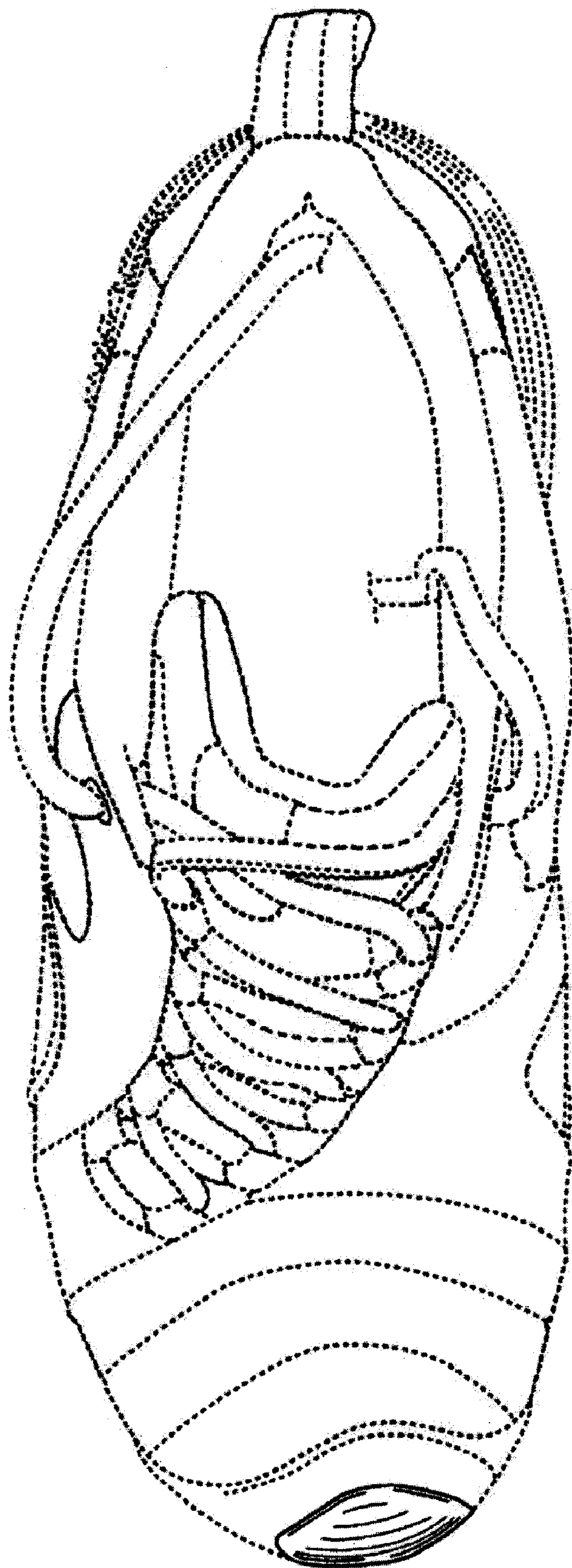


Fig. 7