



US00D586990S

(12) **United States Design Patent**
Banik et al.

(10) **Patent No.:** **US D586,990 S**

(45) **Date of Patent:** **** Feb. 24, 2009**

(54) **FOOTWEAR SOLE**

(75) Inventors: **Gary J. Banik**, Boulder, CO (US);
Oliver J. Gilbertson, Hexham (GB);
Andrea Rinaldi, Milan (IT)

(73) Assignee: **Wolverine World Wide, Inc.**, Rockford, MI (US)

(**) Term: **14 Years**

(21) Appl. No.: **29/307,926**

(22) Filed: **May 20, 2008**

(51) **LOC (9) Cl.** **02-04**

(52) **U.S. Cl.** **D2/956; D2/951; D2/953;**
D2/967; D2/960

(58) **Field of Classification Search** D2/902,
D2/947, 951, 952, 953, 954, 956, 957, 959,
D2/960; 36/3 B, 22 R, 24.5, 25 R, 32 R,
36/59 C; D5/6, 37, 45, 66

See application file for complete search history.

(56) **References Cited**

U.S. PATENT DOCUMENTS

D441,944 S *	5/2001	Rogers	D2/956
D467,711 S *	12/2002	Chen	D2/956
D504,758 S *	5/2005	Sonnergren	D2/955
D507,097 S *	7/2005	Sonnergren	D2/956
D509,344 S *	9/2005	Sonnergren	D2/956
D515,290 S *	2/2006	Sonnergren	D2/954
D547,037 S *	7/2007	Nakano	D2/956
D554,337 S *	11/2007	Belley et al.	D2/956
D554,338 S *	11/2007	Matis et al.	D2/956
D561,436 S *	2/2008	St. Louis et al.	D2/956
D561,437 S *	2/2008	Evans et al.	D2/956
D563,085 S *	3/2008	Matis	D2/956
D563,636 S *	3/2008	Matis et al.	D2/956
D564,739 S *	3/2008	Belley et al.	D2/956
D566,936 S *	4/2008	Schoenborn et al.	D2/956
D566,940 S *	4/2008	Schoenborn et al.	D2/957

D580,142 S * 11/2008 Duffy D2/955
2008/0060228 A1 * 3/2008 Morgan et al. 36/103

OTHER PUBLICATIONS

1997 CAT Footwear Catalog, p. 37.
Merrell Sandals Spring, Summer 1996 Catalog, p. 4.
Hy-Test 1998 Catalog, p. 69.
Spring 2000 Merrell Performance Footwear Catalog, p. 41.
Harley Davidson 2000 Catalog, p. 33.
Patagonia Spring 2007 Catalog, p. 18.
CAT Winter 2007 Catalog, p. 3.
Hy-Test 2007 Catalog, p. 73.
Bates 2007 Catalog, p. 20.
Wolverine 2000, Rubber Section, p. 1.

* cited by examiner

Primary Examiner—Celia A Murphy

(74) *Attorney, Agent, or Firm*—Warner Norcross & Judd LLP

(57) **CLAIM**

The ornamental design for footwear sole, as shown and described.

DESCRIPTION

FIG. 1 is a perspective view of the footwear sole embodying the new design;

FIG. 2 is a bottom view thereof;

FIG. 3 is a right side view thereof;


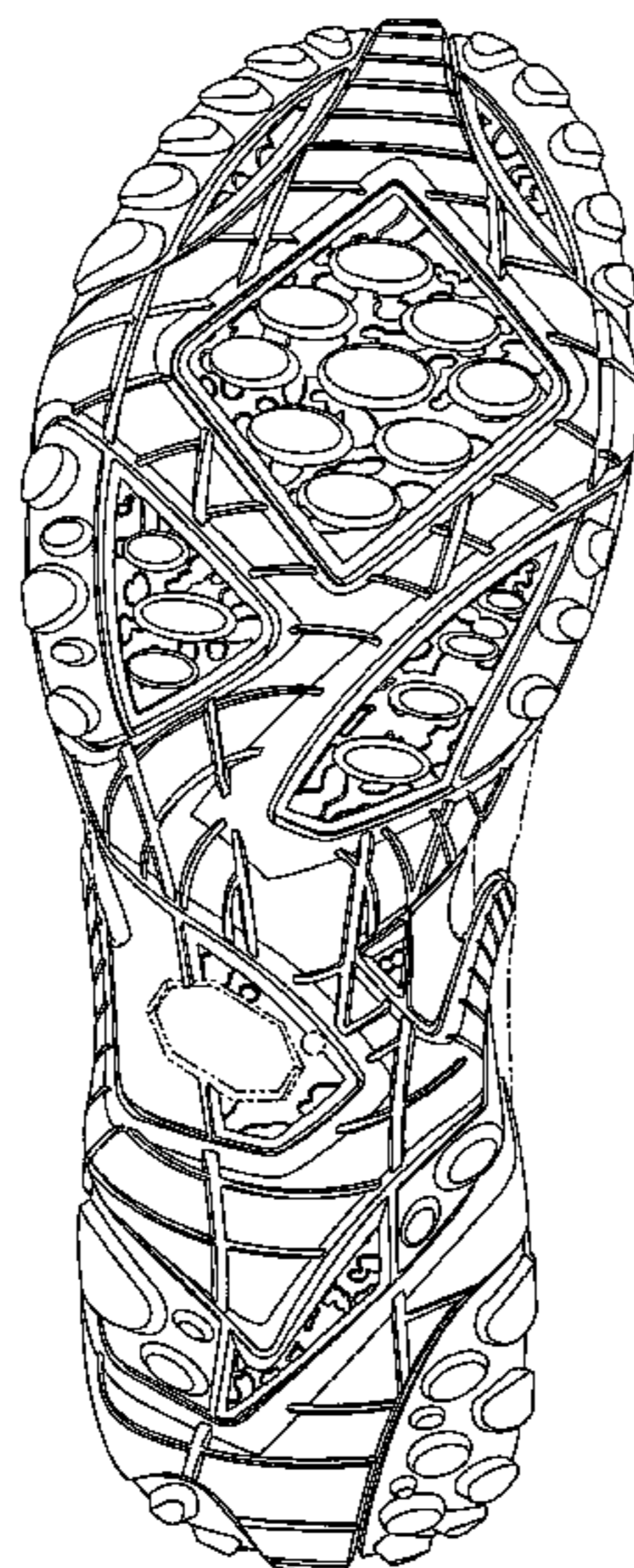
FIG. 4 is a left side view thereof;

FIG. 5 is a front view thereof; and,

FIG. 6 is a rear view thereof.

FIGS. 1–6 show features of an article of footwear in phantom lines. These features are shown for environmental purposes and do not form any part of the claimed design. Further, the phantom lines immediately adjacent the solid-line portions of the design form the boundary of the design, with the phantom lines forming no part of the claimed design.

1 Claim, 4 Drawing Sheets



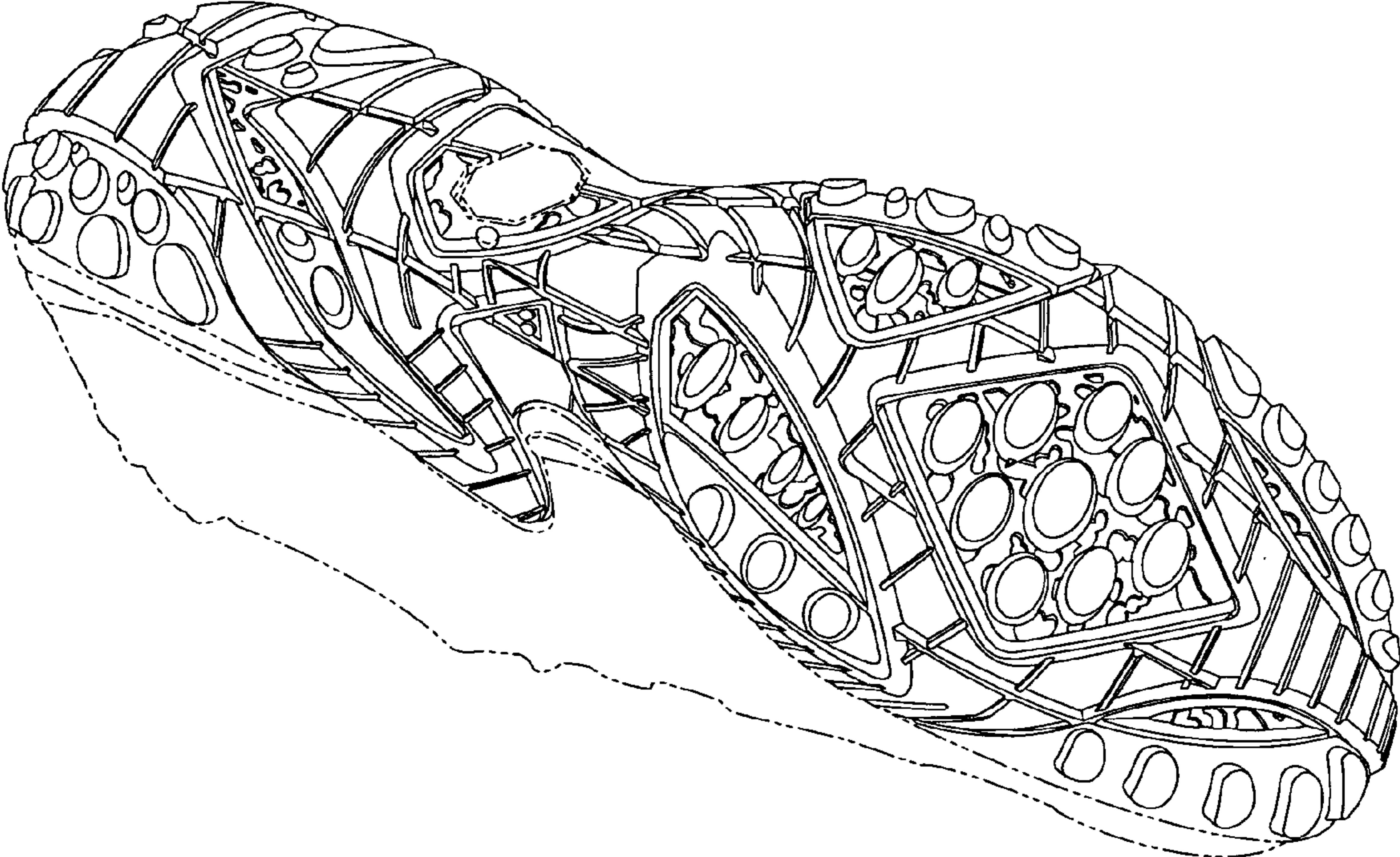


Fig. 1

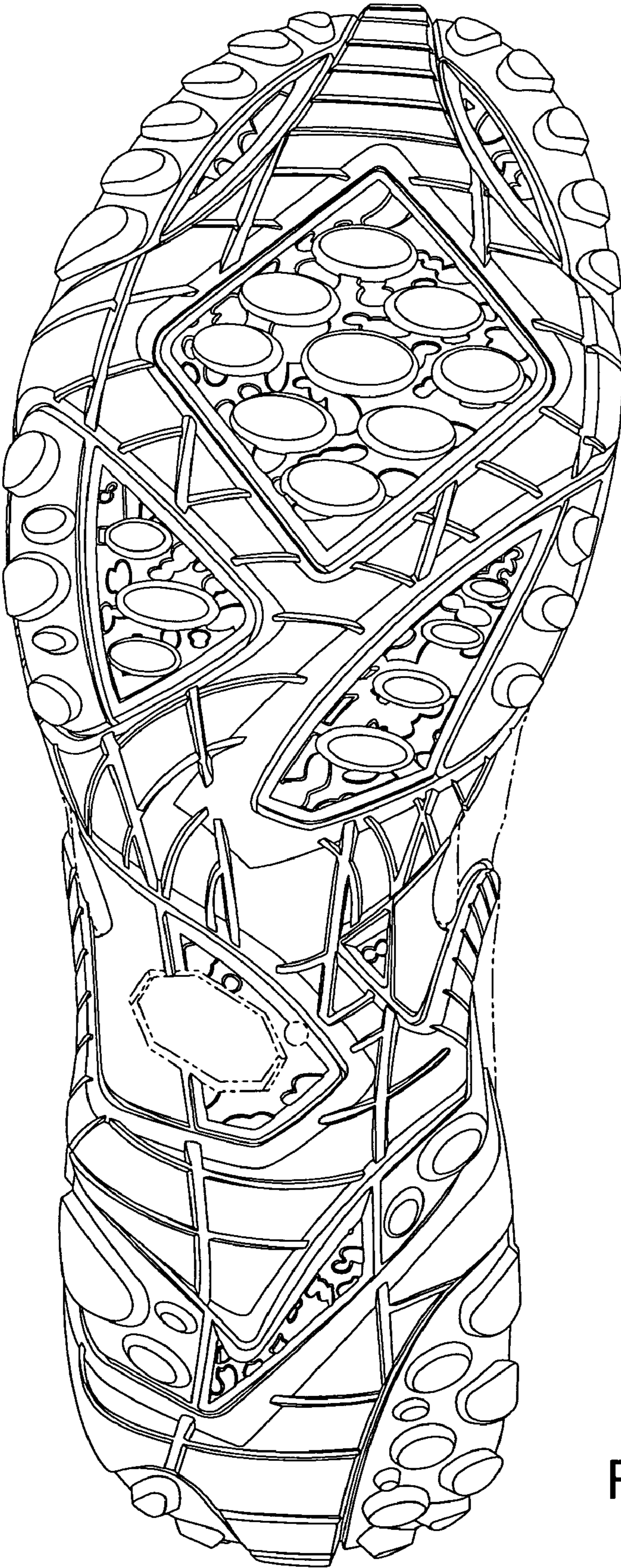


Fig. 2




Fig. 3




Fig. 4

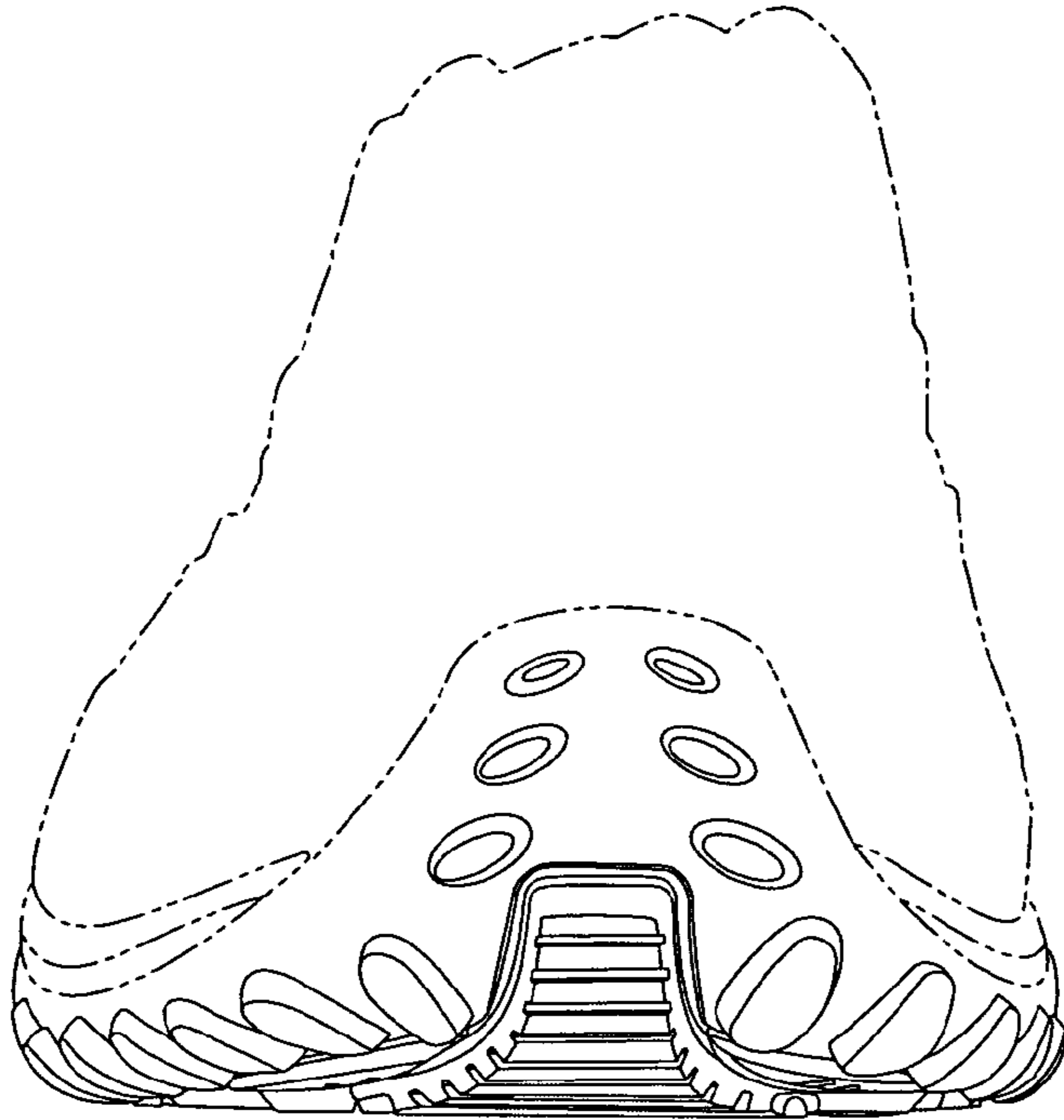


Fig. 5

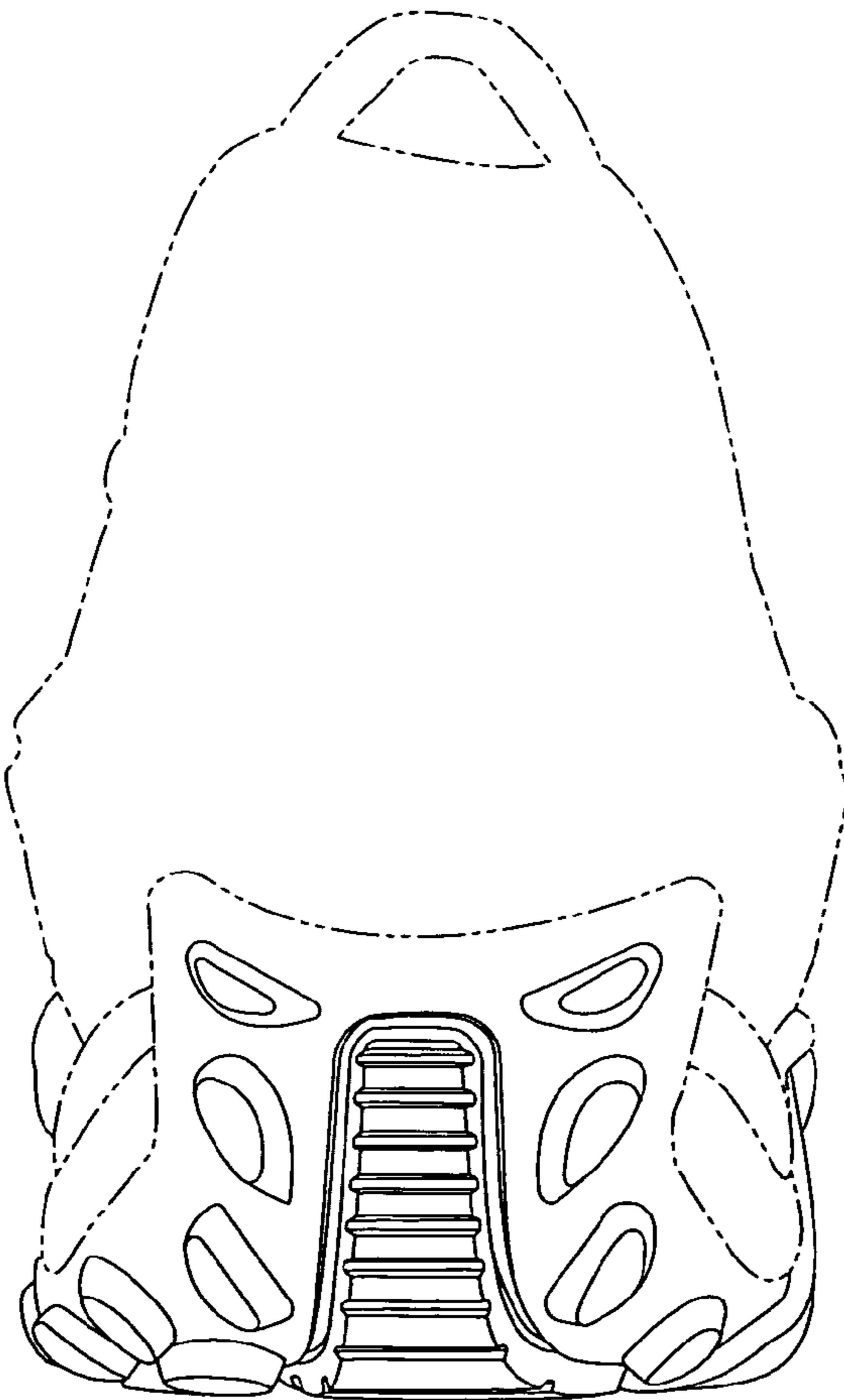


Fig. 6