



US00D586989S

(12) **United States Design Patent**  
**Dave et al.**

(10) **Patent No.:** **US D586,989 S**  
(45) **Date of Patent:** **\*\* Feb. 24, 2009**

(54) **GOLF SHOE OUTSOLE**

(75) Inventors: **Hetal Y. Dave**, Framingham, MA (US);  
**Douglas K. Robinson, Jr.**, Mansfield,  
MA (US); **John F. Lane, III**, Weymouth,  
MA (US); **Richard A. Mochen**, Milton,  
MA (US); **James M. Feeney**, Marion,  
MA (US); **John J. Erickson**, Brockton,  
MA (US)

(73) Assignee: **Acushnet Company**, Fairhaven, MA  
(US)

(\*\*) Term: **14 Years**

(21) Appl. No.: **29/282,725**

(22) Filed: **Jul. 27, 2007**

(51) **LOC (9) Cl.** ..... **02-04**

(52) **U.S. Cl.** ..... **D2/956; D2/951; D2/953;**  
D2/954

(58) **Field of Classification Search** ..... D2/902,  
D2/946-949, 951-960; 36/3 B, 22 R, 24.5,  
36/25 R, 28, 32 R, 34 R, 67 A, 59 C  
See application file for complete search history.

(56) **References Cited**

U.S. PATENT DOCUMENTS

D416,670 S	*	11/1999	Singer	.....	D2/955
D420,496 S	*	2/2000	Singer	.....	D2/951
D468,515 S	*	1/2003	Lane et al.	.....	D2/951
D493,609 S	*	8/2004	Robinson et al.	.....	D2/954
D507,400 S	*	7/2005	Robinson et al.	.....	D2/959
D509,948 S	*	9/2005	Robinson et al.	.....	D2/953
D510,796 S	*	10/2005	Erickson et al.	.....	D2/954
D527,876 S	*	9/2006	Robinson et al.	.....	D2/953
D527,877 S	*	9/2006	Robinson et al.	.....	D2/954
D530,068 S	*	10/2006	Lane et al.	.....	D2/969

D539,515 S	*	4/2007	Robinson et al.	.....	D2/951
D539,519 S	*	4/2007	Mochen	.....	D2/969
D540,012 S	*	4/2007	Robinson et al.	.....	D2/951
D540,020 S	*	4/2007	Lane, III	.....	D2/969
D552,336 S	*	10/2007	Parekh et al.	.....	D2/959
D552,337 S	*	10/2007	Parekh et al.	.....	D2/959
D560,343 S	*	1/2008	Mochen	.....	D2/969
D560,885 S	*	2/2008	Lane et al.	.....	D2/953
D561,443 S	*	2/2008	Robinson et al.	.....	D2/959
D561,444 S	*	2/2008	Feeney et al.	.....	D2/960
2007/0240337 A1	*	10/2007	Belluto	.....	36/134

\* cited by examiner

*Primary Examiner*—Celia A Murphy

(74) *Attorney, Agent, or Firm*—D. Michael Burns

(57) **CLAIM**

The ornamental design for a golf shoe outsole, as shown and described.

**DESCRIPTION**

FIG. 1 is a perspective view of a golf shoe outsole showing our new design;

FIG. 2 is a front elevational view thereof;

FIG. 3 is a rear elevational view thereof.

FIG. 4 is a top plan view thereof;

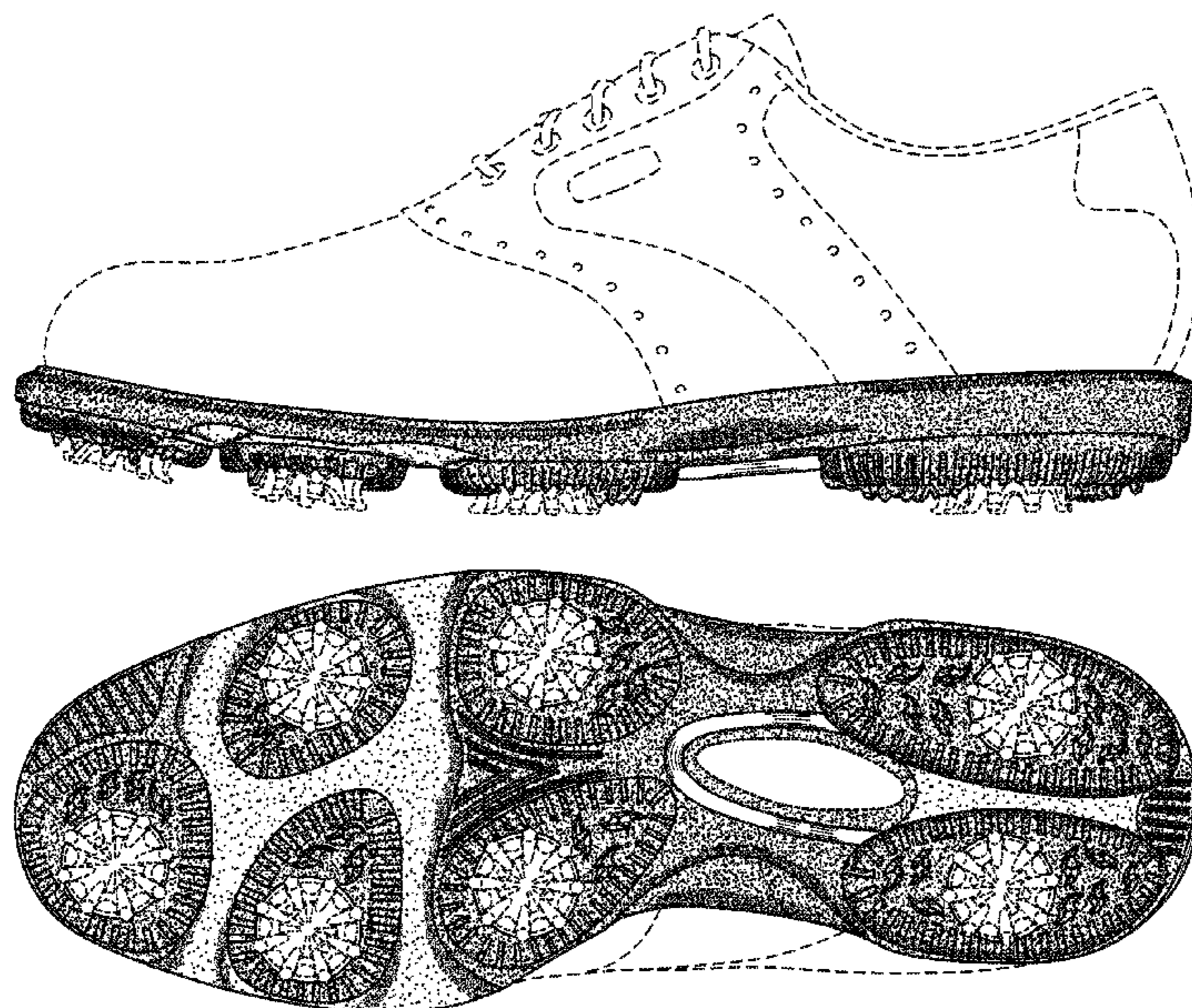
FIG. 5 is a left side elevational view thereof;

FIG. 6 is a right side elevational view thereof; and,

FIG. 7 is a bottom plan view thereof.

The broken lines showing the shoe upper throughout the views represent the portions of the design that form no part of the claim. The outermost broken lines forming the cleats as well as the broken oval shape in FIGS. 1 & 6 define the boundaries of the design. Neither the broken lines nor the areas within them, form any part of the claim.

**1 Claim, 3 Drawing Sheets**



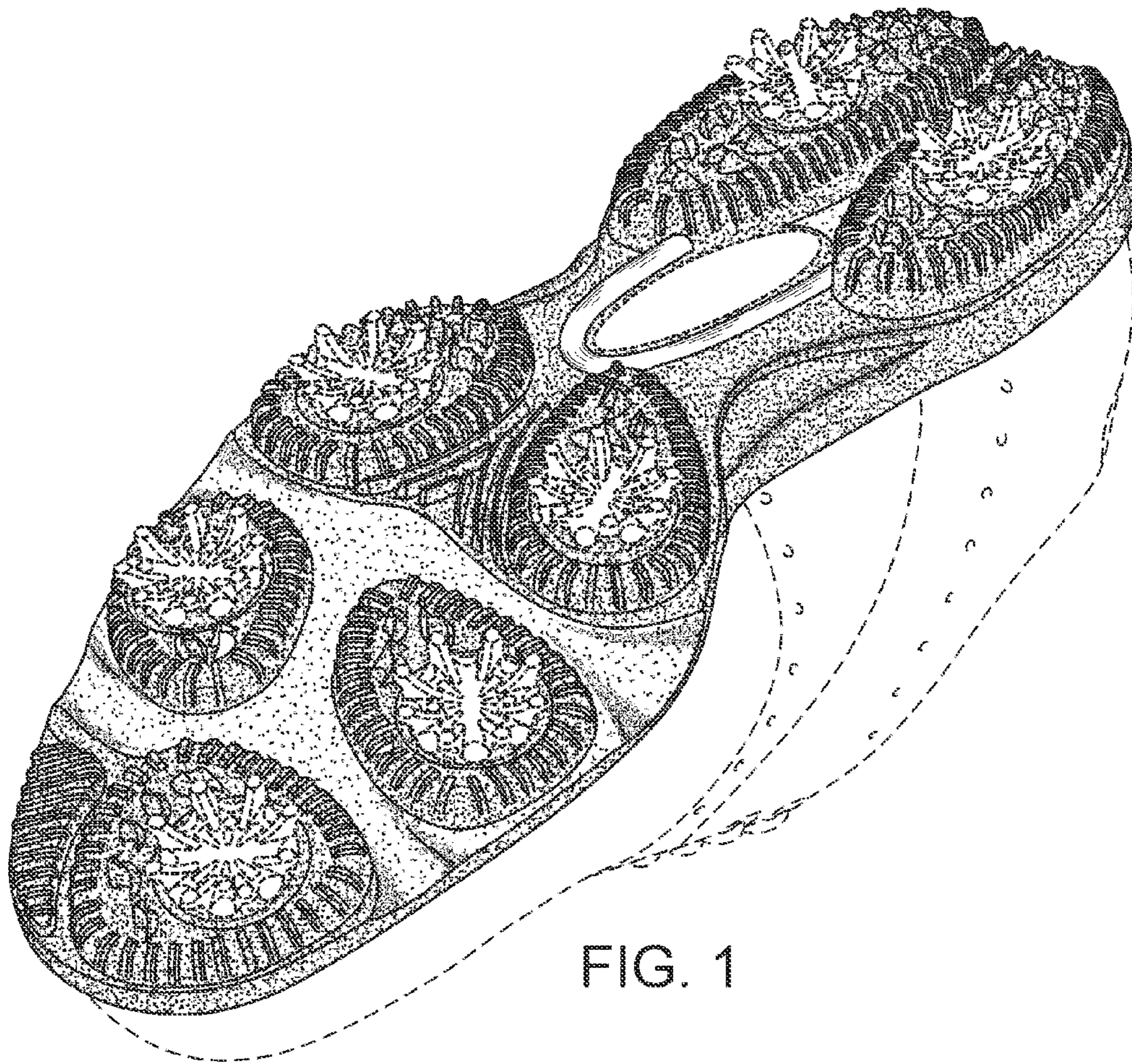


FIG. 1

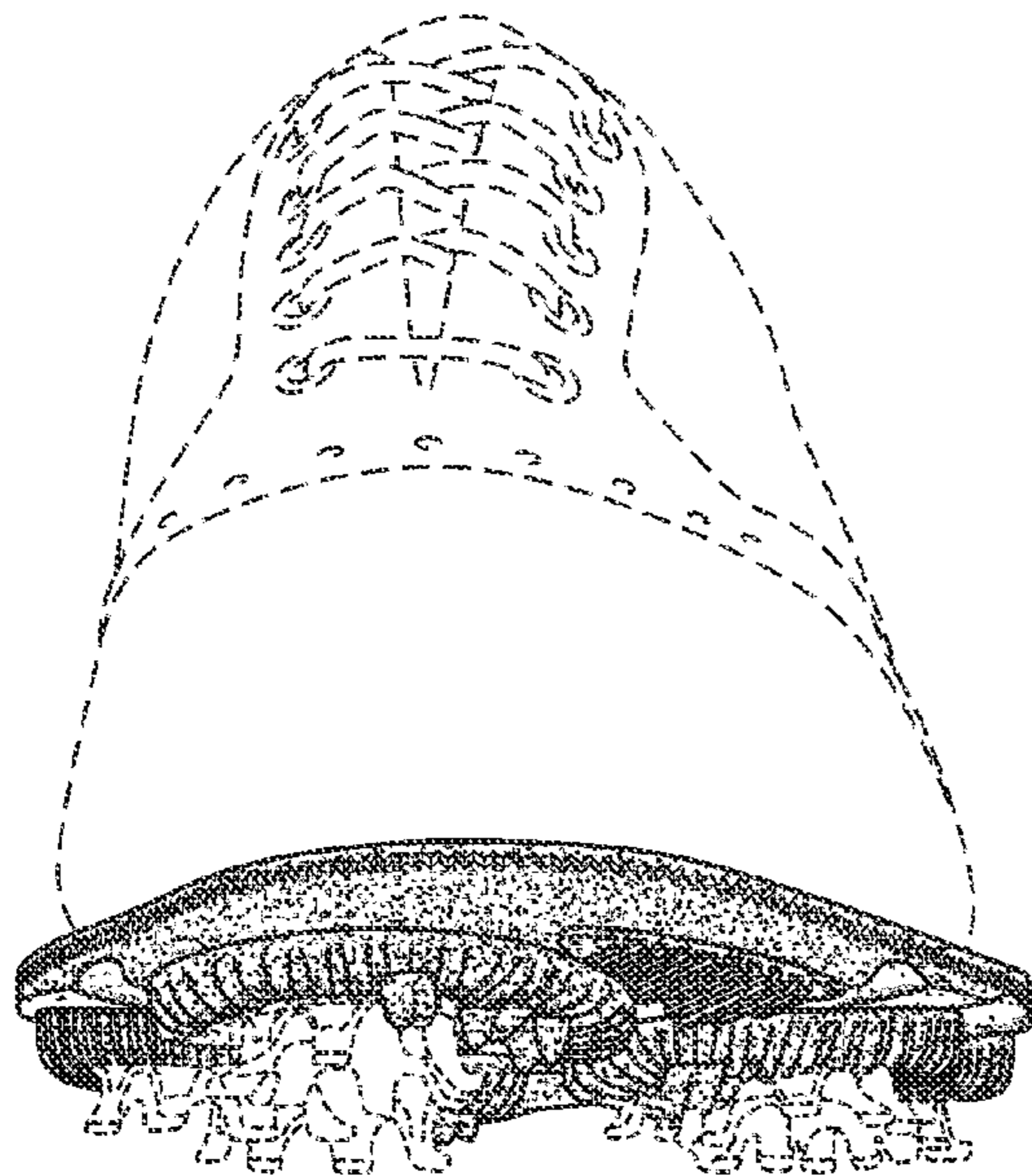


FIG. 2

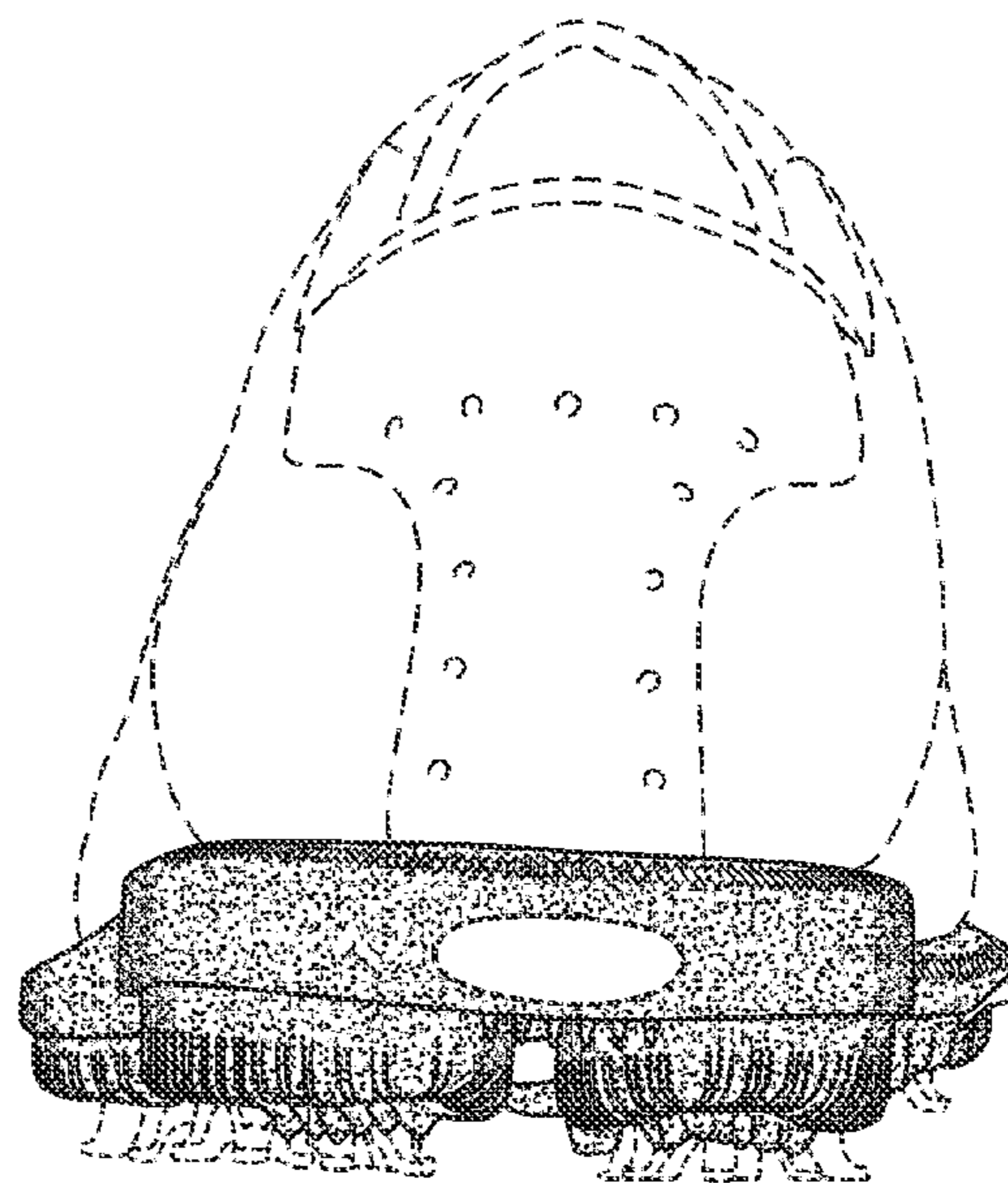


FIG. 3

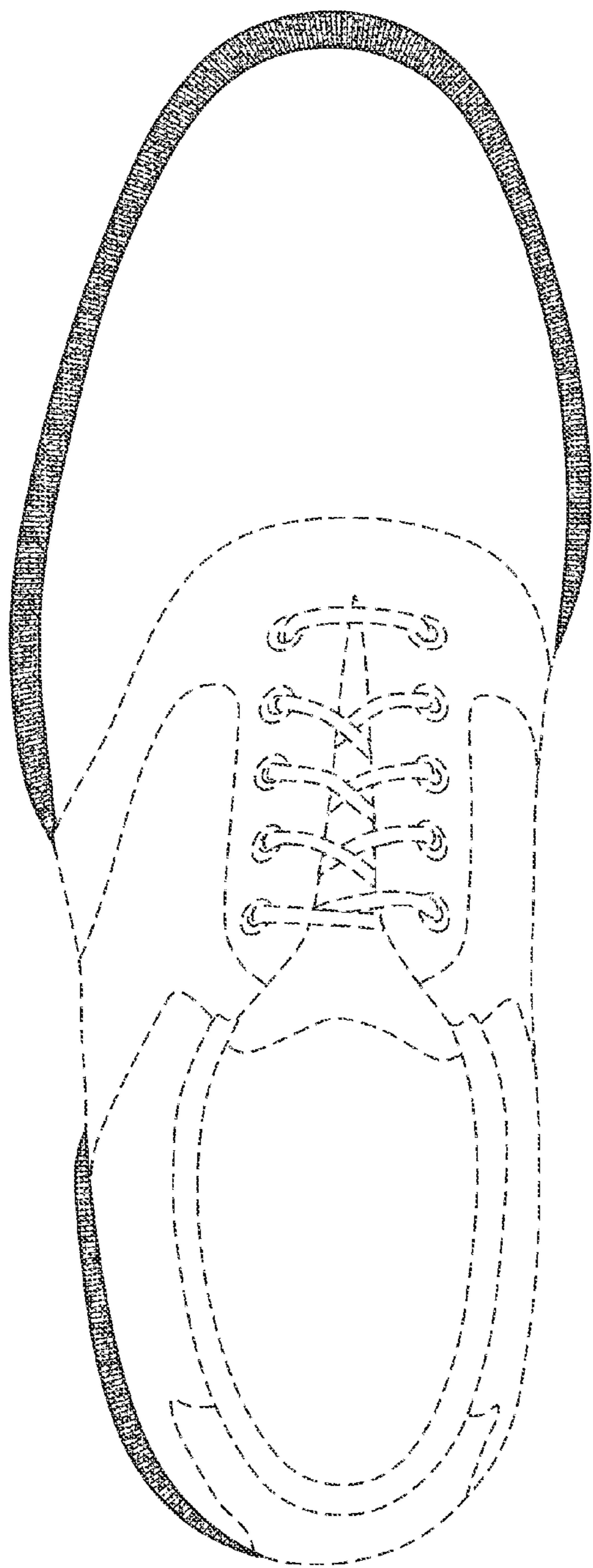


FIG. 4

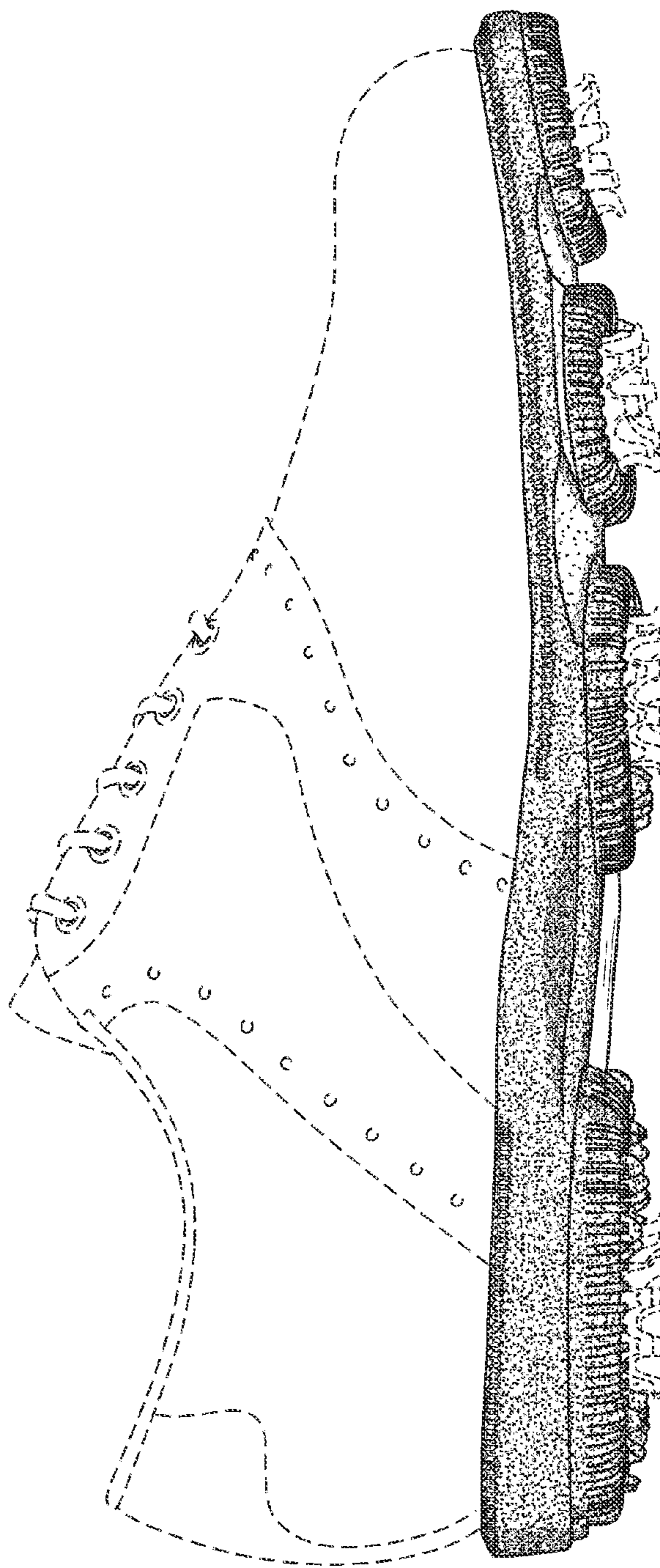


FIG. 5

FIG. 6

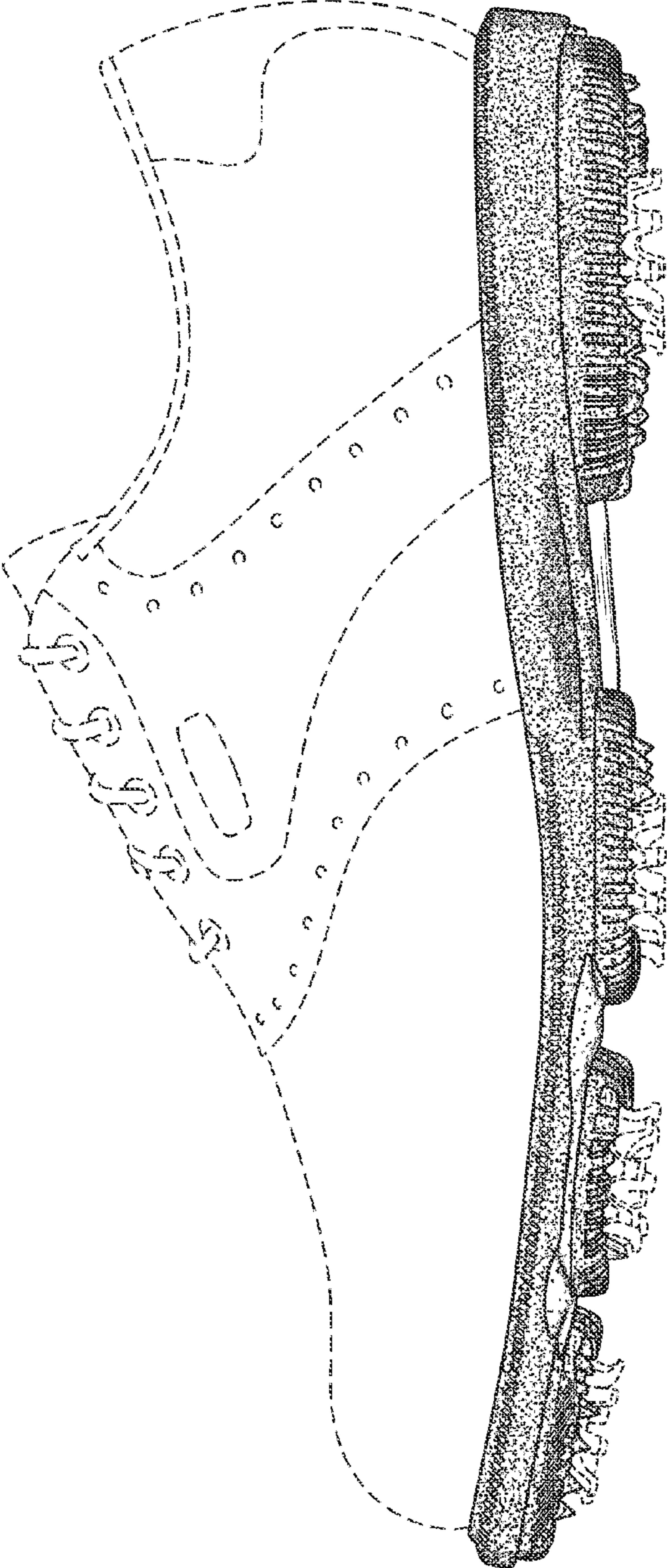


FIG. 7

