



US00D586987S

(12) **United States Design Patent**
McClaskie

(10) **Patent No.:** **US D586,987 S**

(45) **Date of Patent:** **** Feb. 24, 2009**

(54) **OUTSOLE FOR A SHOE**

(75) Inventor: **Thomas E. McClaskie**, Bethlehem, PA
(US)

(73) Assignee: **Columbia Insurance Company**,
Omaha, NE (US)

(**) Term: **14 Years**

(21) Appl. No.: **29/299,904**

(22) Filed: **Jan. 7, 2008**

(51) **LOC (9) Cl.** **02-04**

(52) **U.S. Cl.** **D2/952; D2/951; D2/953;**
D2/959

(58) **Field of Classification Search** D2/902,
D2/947, 951, 952, 953, 954, 956, 957, 958,
D2/960; 36/103, 22 R, 25 R, 32 R
See application file for complete search history.

(56) **References Cited**

U.S. PATENT DOCUMENTS

1,974,543 A	9/1934	Reymond	12/142
2,046,217 A	6/1936	Strauss	36/72
2,079,237 A	5/1937	Allard	36/2
2,160,768 A	5/1939	Wasser	36/72
2,344,069 A	3/1944	Wasser	36/72
D163,012 S *	4/1951	Yaggi	D2/952
3,091,871 A	6/1963	Tronche	36/72
D196,491 S *	10/1963	Papoutsy	D2/954
3,175,310 A	3/1965	MacQuaid	36/72
3,175,311 A	3/1965	MacQuaid	36/72
3,191,321 A	6/1965	Brutting	36/2.5
3,213,551 A	10/1965	Krauss	36/2.5
3,407,518 A	10/1968	MacQuaid et al.	36/72
3,525,165 A	8/1970	Randall, Jr.	36/2.5
3,561,142 A	2/1971	Streit, Sr. et al.	36/72
D256,518 S	8/1980	Moesle	D2/320
4,231,170 A	11/1980	Griswold	36/72
D265,018 S *	6/1982	Vernonet	D2/954
4,366,629 A	1/1983	Scherz	36/4
4,562,652 A	1/1986	Hensler	36/102

4,908,963 A	3/1990	Krajcir et al.	36/77
4,995,174 A	2/1991	Hong et al.	36/72
5,048,203 A	9/1991	Kling	36/32
5,185,944 A	2/1993	Okajima	36/45
D335,953 S	6/1993	Tyng	D2/320
D345,453 S	3/1994	Carpenter	D2/955
D350,430 S *	9/1994	Pallera	D2/952
D360,064 S *	7/1995	Verin	D2/908
D364,728 S *	12/1995	Nozu et al.	D2/953
5,499,459 A	3/1996	Tomaro	36/10
D369,895 S *	5/1996	Finn	D2/959
5,526,584 A	6/1996	Bleimhofer et al.	36/10
D381,494 S	7/1997	Anderson	D2/959
D384,798 S	10/1997	Gray	D2/964
D388,943 S *	1/1998	Mangee	D2/952

(Continued)

Primary Examiner—Celia A Murphy

(74) *Attorney, Agent, or Firm*—St. Onge Steward Johnston & Reens LLC

(57) **CLAIM**

The ornamental design for the outsole for a shoe, as shown and described.

DESCRIPTION

FIG. 1 is a bottom perspective view of an outsole for a shoe showing my new design;

FIG. 2 is a bottom view thereof;

FIG. 3 is a left side view thereof;

FIG. 4 is a right side view thereof;

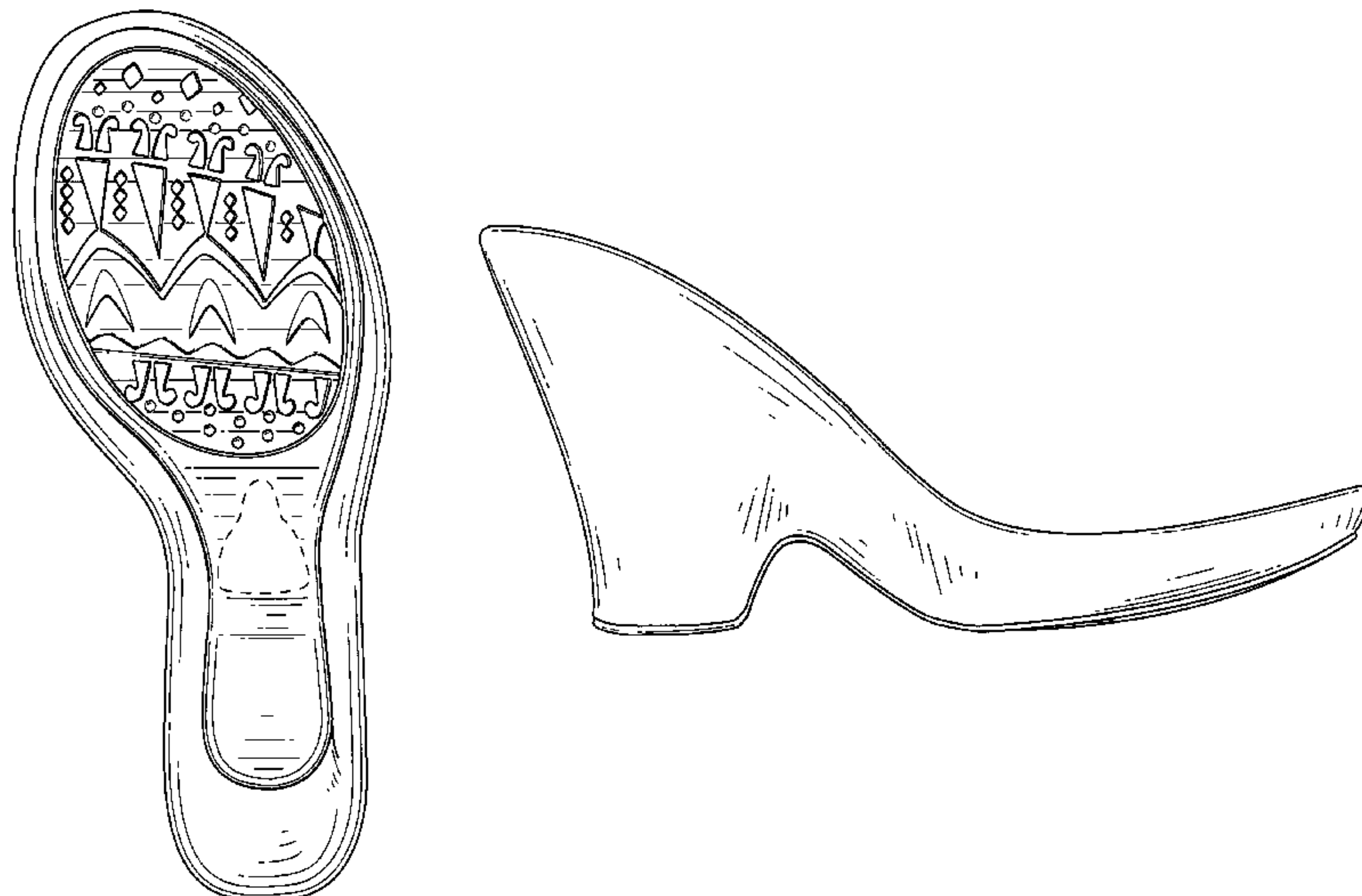
FIG. 5 is a front view thereof;

FIG. 6 is a rear view thereof; and,

FIG. 7 is an enlarged perspective view of the area labeled as "7" shown in FIG. 1.

The broken-line shape in the arch area of FIGS. 1–2 represents the boundary of the design with the lines themselves and the area within forming no part of the claim.

1 Claim, 6 Drawing Sheets



US D586,987 S

Page 2

U.S. PATENT DOCUMENTS

5,738,937	A	4/1998	Baychar	428/316.6				
D402,449	S	12/1998	Robinson et al.	D2/951				
D402,451	S	* 12/1998	Wunsch	D2/959				
D407,541	S	* 4/1999	Kittle et al.	D2/959				
D416,378	S	* 11/1999	McNaught	D2/952				
D428,241	S	* 7/2000	Ferrer	D2/952				
D430,968	S	9/2000	Carroll	D2/962				
6,161,315	A	12/2000	Dalton	36/134				
D458,012	S	* 6/2002	Yang	D2/954				
D466,273	S	* 12/2002	Byrd	D2/952				
D468,083	S	1/2003	Morais	D2/960				
D478,411	S	* 8/2003	Byrd	D2/952				
D483,555	S	12/2003	Robinson, Jr. et al.	D2/954				
D487,614	S	* 3/2004	Le	D2/952				
D487,956	S	* 4/2004	Wu	D2/960				
D501,707	S	2/2005	Nakano	D2/959				
D511,609	S	* 11/2005	Magro et al.	D2/908				
D540,515	S	* 4/2007	McClaskie	D2/952				
D542,015	S	* 5/2007	McClaskie	D2/952				

* cited by examiner

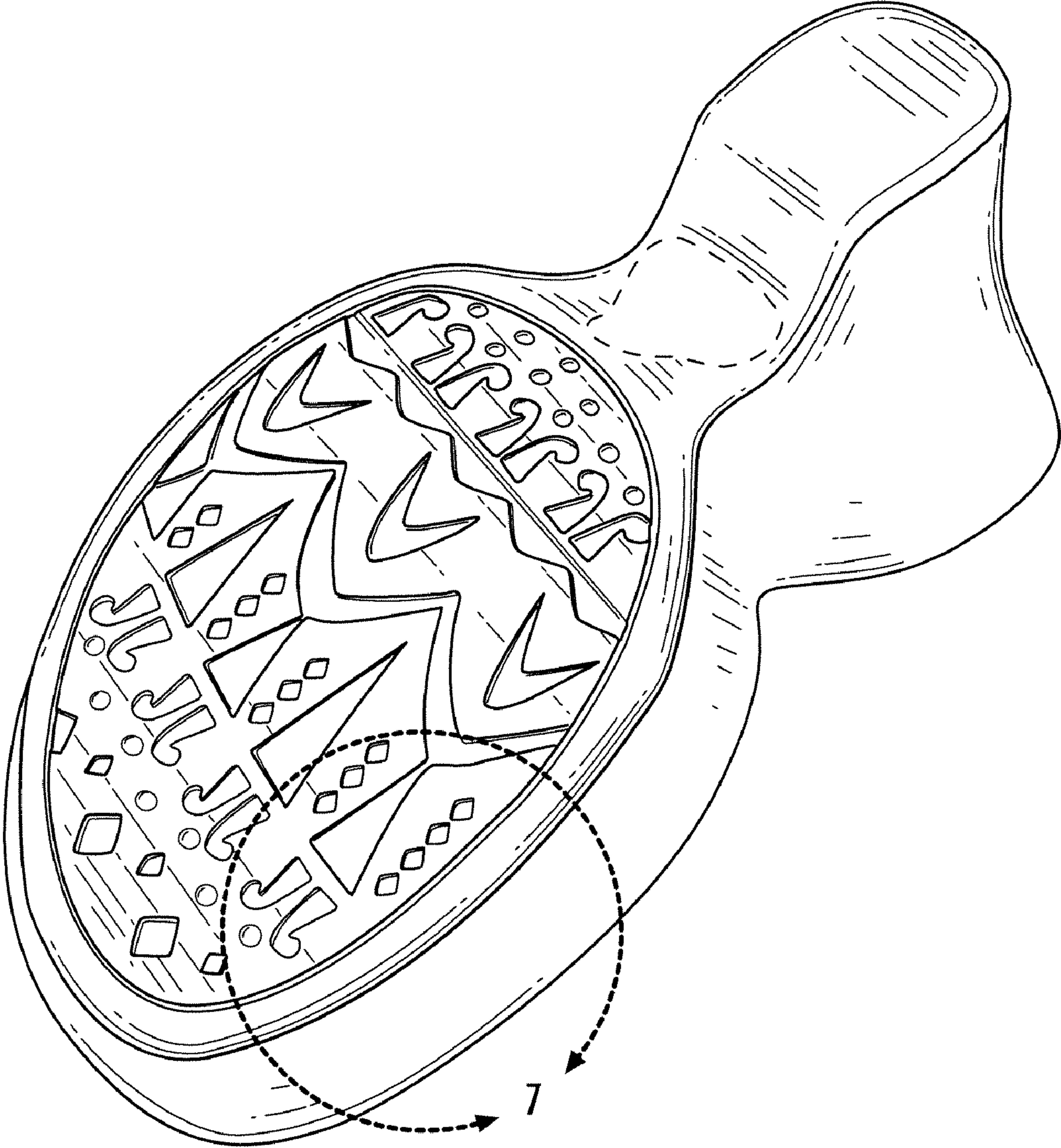


FIG. 1

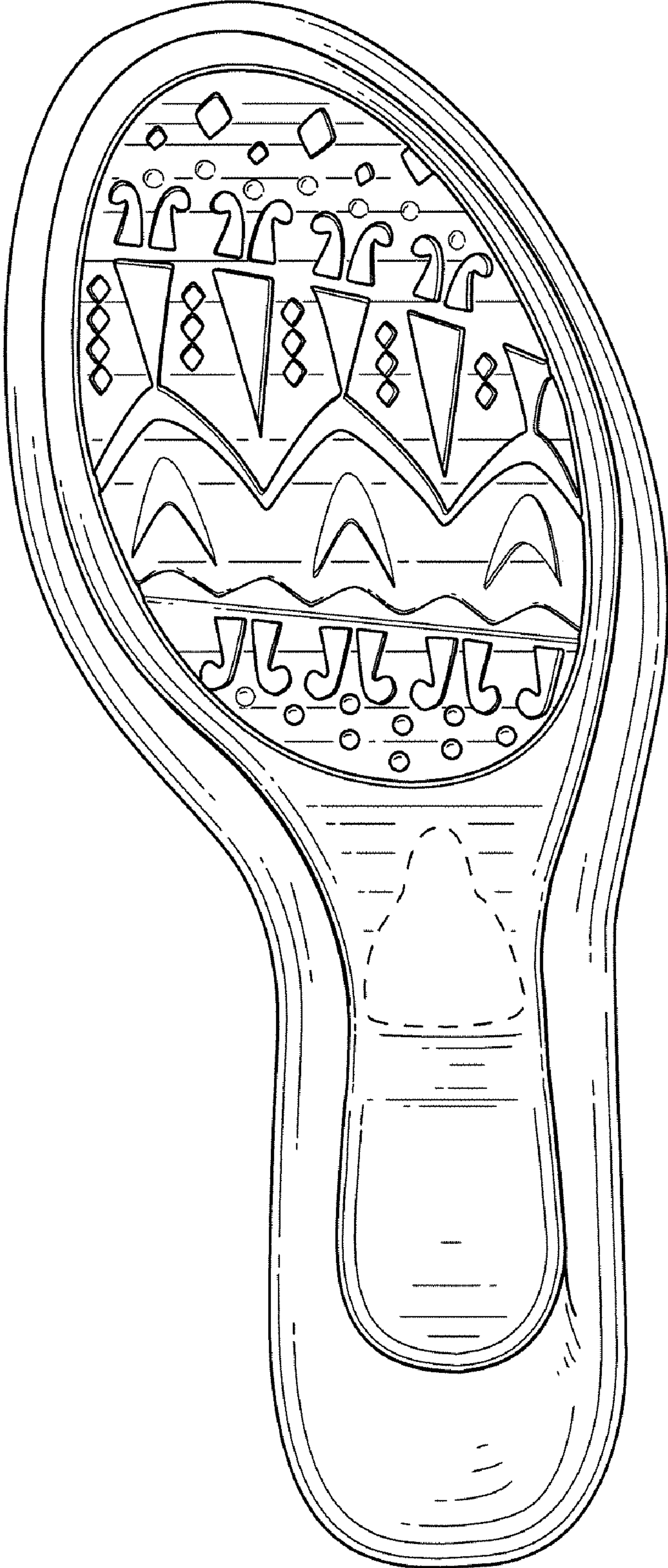


FIG. 2



FIG. 3



FIG. 4

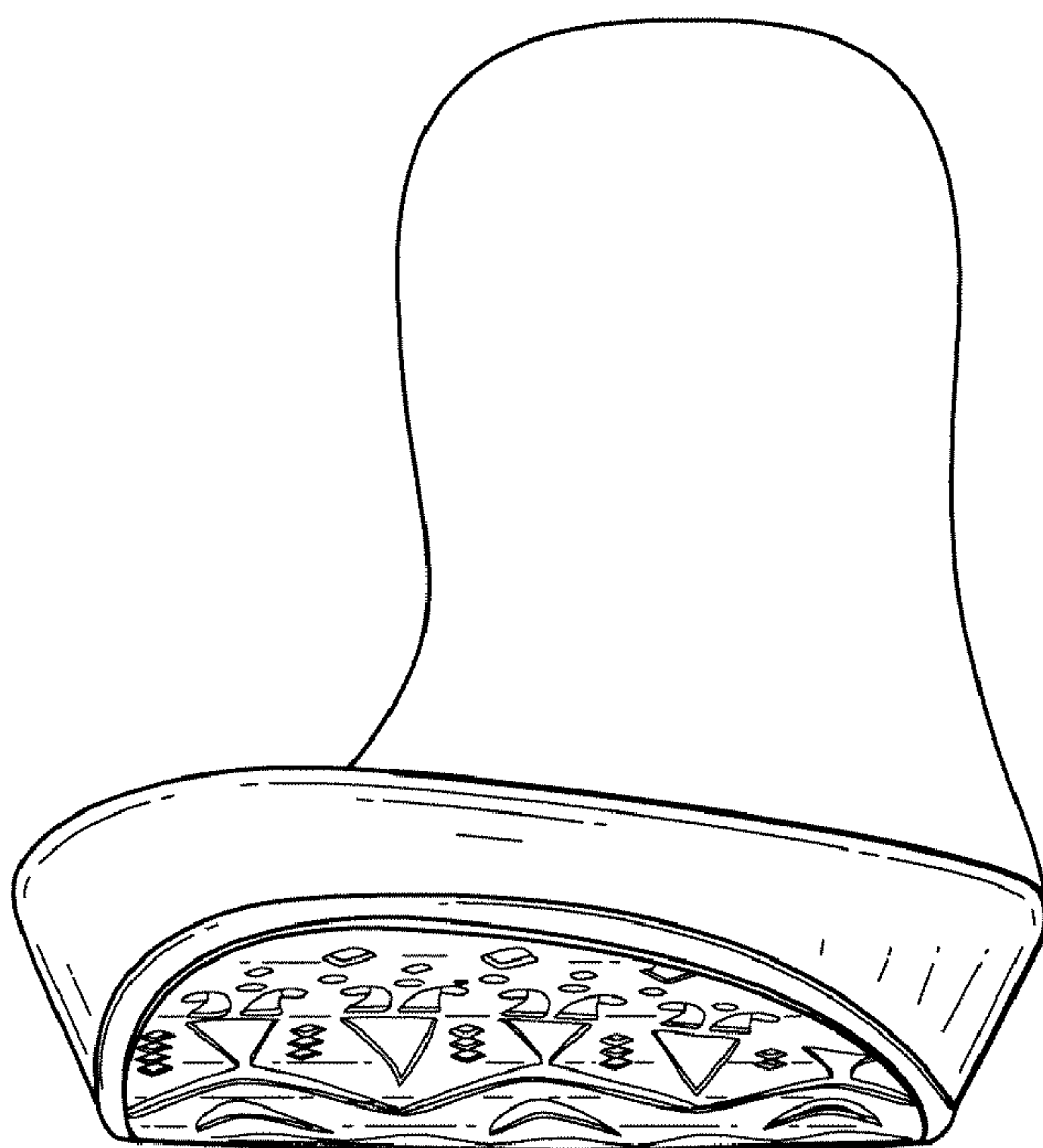


FIG. 5

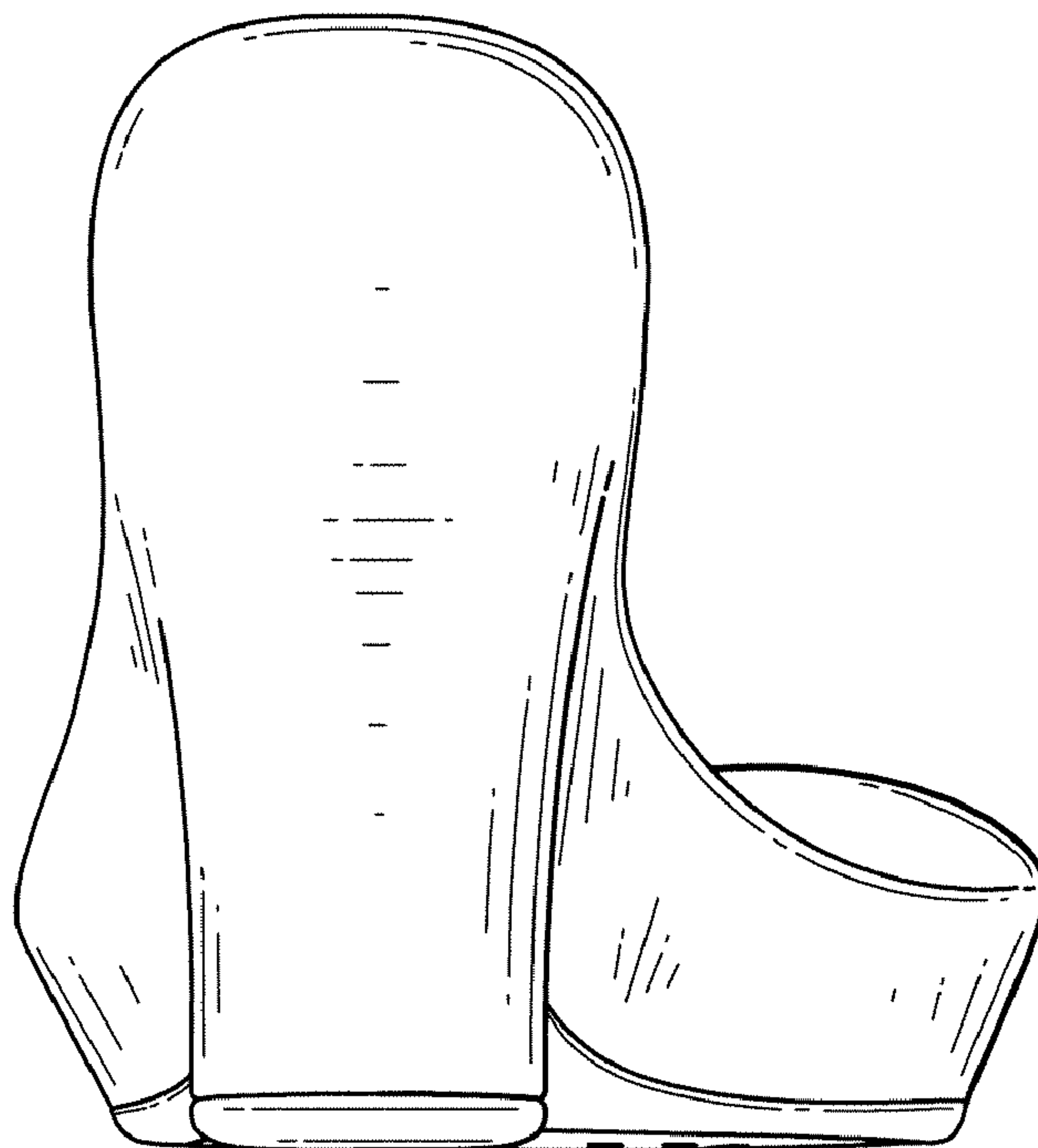


FIG. 6

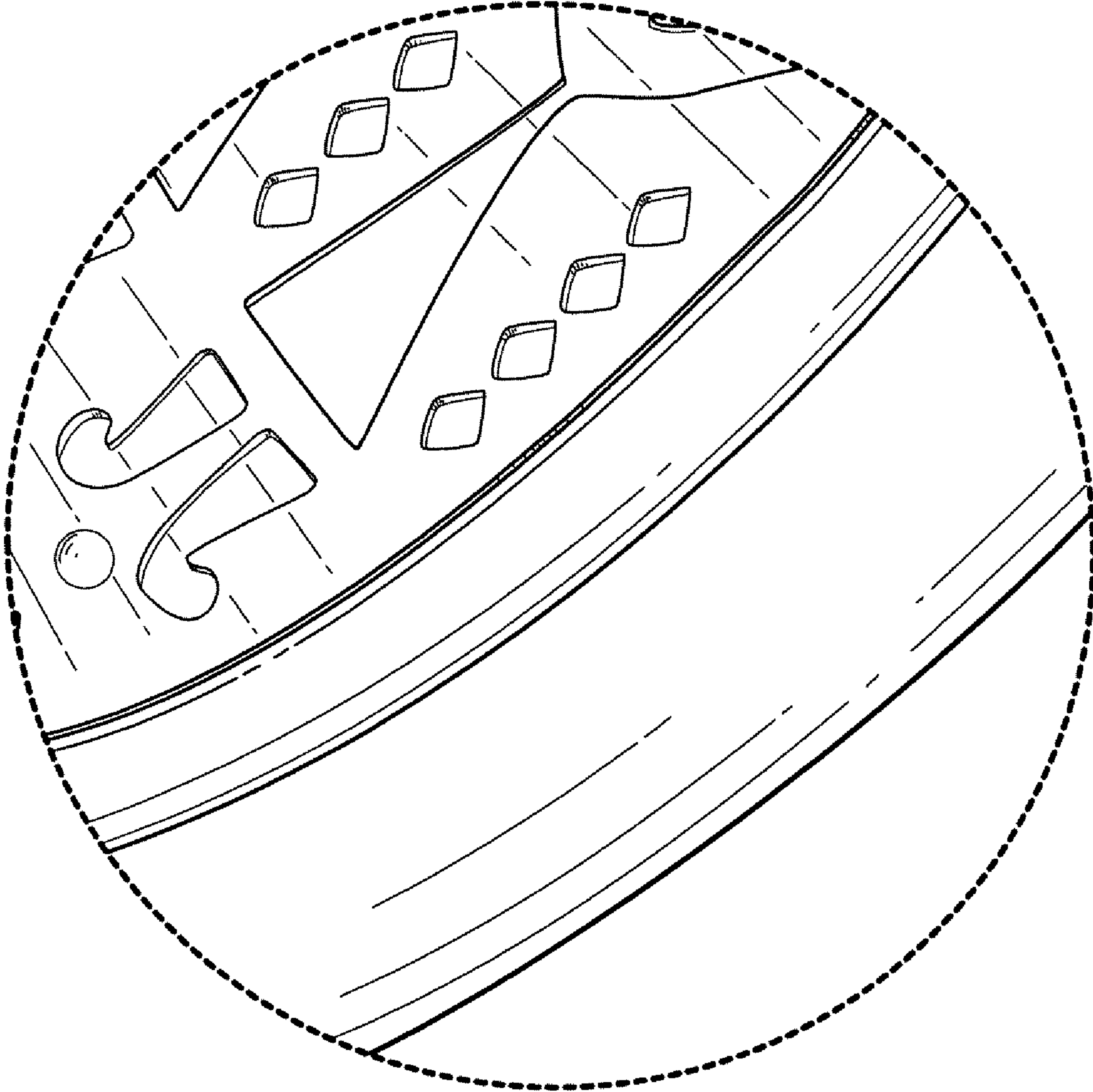


FIG. 7