



US00D586982S

(12) **United States Design Patent**  
**Fliri**

(10) **Patent No.:** **US D586,982 S**  
(45) **Date of Patent:** **\*\* Feb. 24, 2009**

(54) **FOOTWEAR**

D489,515 S \* 5/2004 Ganim et al. .... D2/898  
D492,476 S \* 7/2004 Stanley ..... D2/972

(75) Inventor: **Robert Fliri**, Meran (IT)

**FOREIGN PATENT DOCUMENTS**

(73) Assignee: **Vibram USA, Inc.**, Concord, MA (US)

EP 000037767-0006 9/2003

(\*\*) Term: **14 Years**

\* cited by examiner

(21) Appl. No.: **29/239,191**

*Primary Examiner*—Stella M Reid

*Assistant Examiner*—Rashida C McCoy

(22) Filed: **Sep. 26, 2005**

(74) *Attorney, Agent, or Firm*—Cantor Colburn LLP

(51) **LOC (9) Cl.** ..... **02-04**

(52) **U.S. Cl.** ..... **D2/897; D2/903**

(58) **Field of Classification Search** ..... D2/848,  
D2/897–899, 910; D21/361, 418; 36/154,  
36/11.5, 45, 113

See application file for complete search history.

(57) **CLAIM**

The ornamental design for a footwear, as shown and described.

(56) **References Cited**

**U.S. PATENT DOCUMENTS**

1,090,731 A \* 3/1914 Lindberg ..... 36/11.5  
D259,296 S \* 5/1981 Meyer ..... D2/899  
D278,608 S \* 4/1985 Thompson ..... D2/899  
D321,971 S \* 12/1991 Bajork ..... D2/899

**DESCRIPTION**

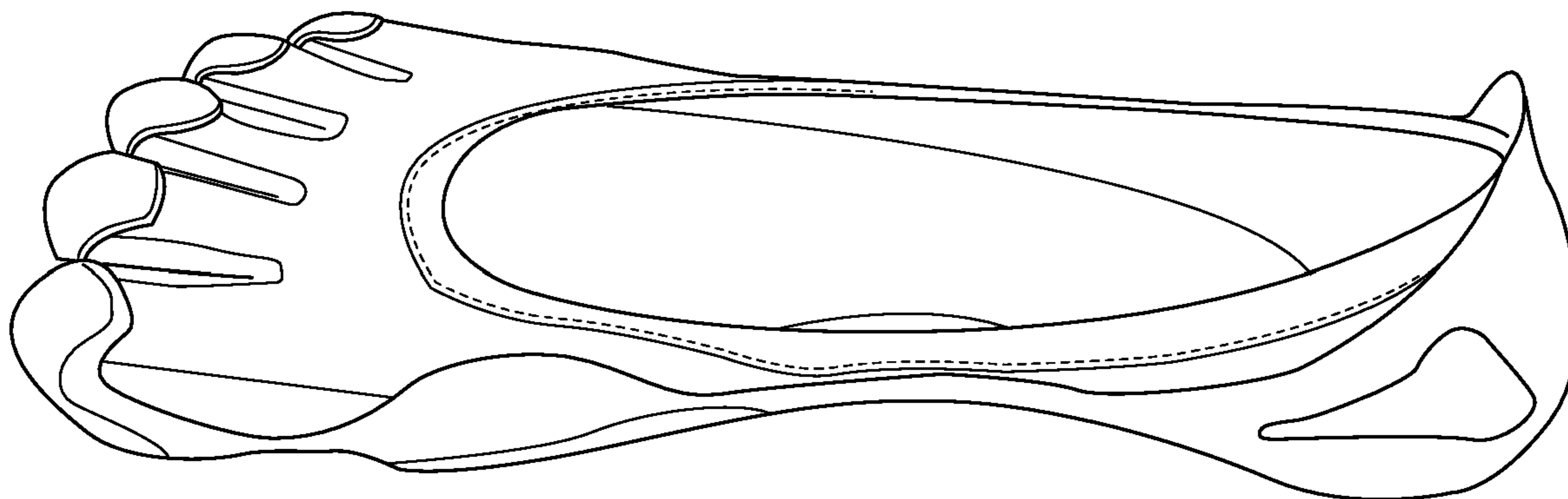
FIG. 1 is a perspective view of a footwear, showing my new design,

FIG. 2 is a top plan view thereof;

FIG. 3 is a side elevation view thereof; and,

FIG. 4 is a perspective view thereof with toe portions in an alternate position.

**1 Claim, 4 Drawing Sheets**



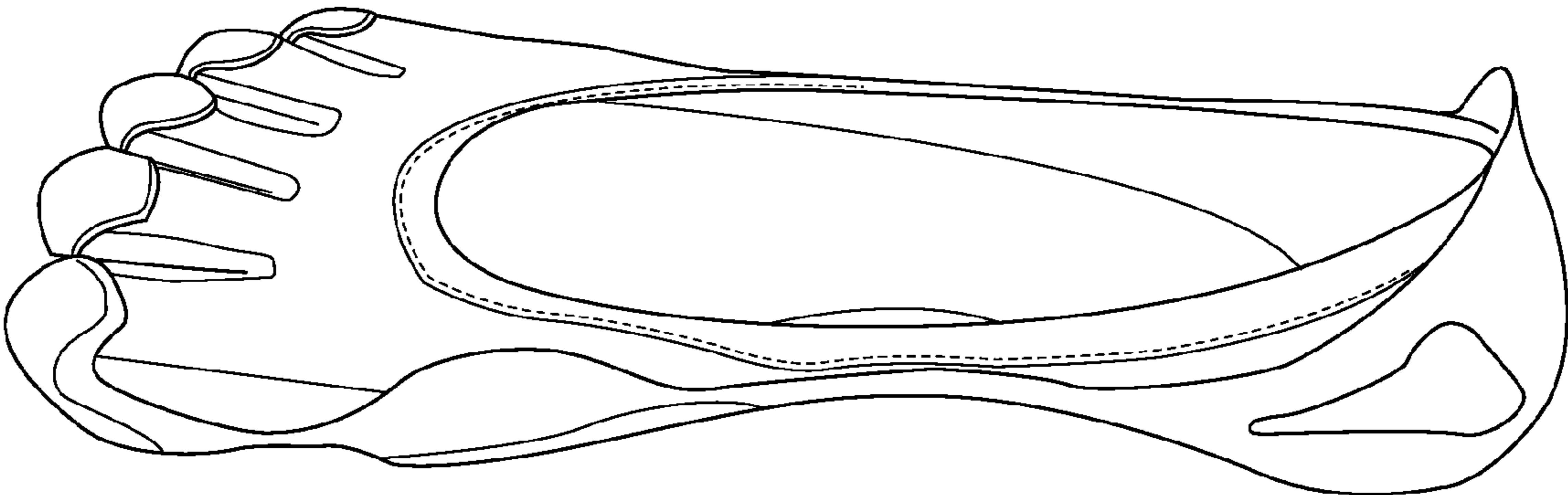


FIG. 1

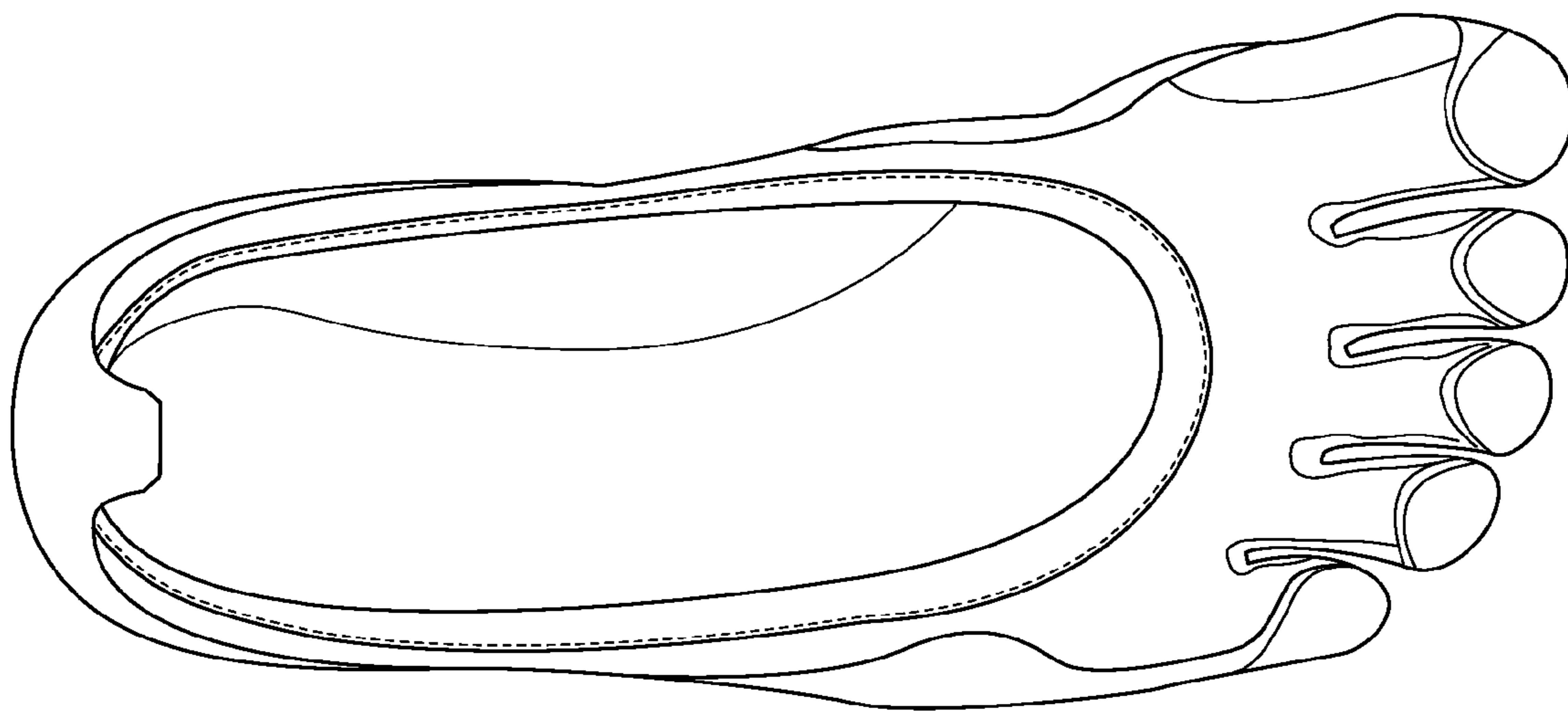


FIG. 2




FIG. 3

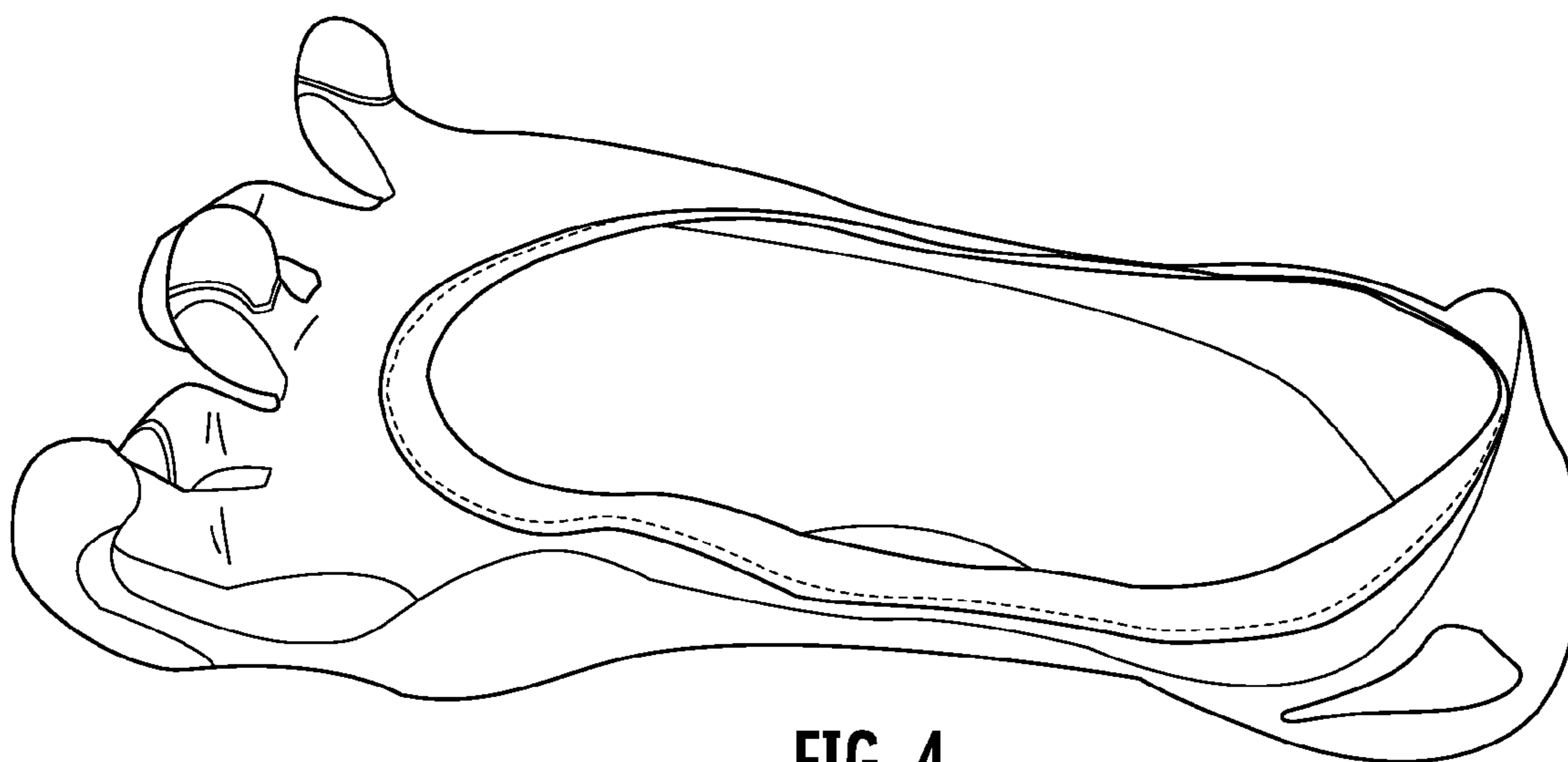


FIG. 4