



US00D586976S

(12) **United States Design Patent**
Lundwall

(10) **Patent No.:** **US D586,976 S**

(45) **Date of Patent:** **** Feb. 24, 2009**

(54) **PET CHEW**

(75) **Inventor:** **Jerry Lundwall**, Centennial, CO (US)

(73) **Assignee:** **Penford Products Company**, Cedar Rapids, IA (US)

(**) **Term:** **14 Years**

(21) **Appl. No.:** **29/297,828**

(22) **Filed:** **Nov. 19, 2007**

(51) **LOC (9) Cl.** **01-06**

(52) **U.S. Cl.** **D1/109**

(58) **Field of Classification Search** D1/106-115,
D1/127-8, 199; D30/160; 426/2, 104, 635,
426/805; 119/706-711, 797
See application file for complete search history.

(56) **References Cited**

U.S. PATENT DOCUMENTS

D303,728	S *	10/1989	Spanier et al.	D1/106
5,263,436	A	11/1993	Axelrod	119/710
D343,262	S	1/1994	Axelrod	D30/160
D367,740	S *	3/1996	O'Rourke et al.	D30/160
6,186,096	B1	2/2001	Miller	119/709
6,283,063	B1 *	9/2001	Zalevsky	119/707
D451,651	S *	12/2001	Kaplan	D30/160
D453,242	S *	1/2002	Kaplan	D30/160
6,415,741	B2	7/2002	Suchowski et al.	119/711
6,739,287	B1	5/2004	Sarantis	119/709
D496,141	S *	9/2004	Tepper et al.	D1/106
D496,518	S *	9/2004	Tepper et al.	D1/106
D496,773	S *	10/2004	Tepper et al.	D1/199
D511,030	S *	10/2005	Byrne	D30/160
D512,189	S *	11/2005	Byrne	D30/160
D514,278	S *	2/2006	Weinberg	D1/199

7,063,044	B2	6/2006	Handelsman et al.	119/709
7,087,260	B2	8/2006	Axelrod	426/623
D534,694	S	1/2007	Pozzoni	D30/160
D576,357	S *	9/2008	Rutherford et al.	D30/160
D576,358	S *	9/2008	Rutherford	D30/160
2003/0079693	A1	5/2003	Jager	119/707
2004/0244719	A1	12/2004	Jager	119/709
2005/0147719	A1	7/2005	Hill et al.	426/132
2006/0102099	A1	5/2006	Edwards	119/710

OTHER PUBLICATIONS

Care-A-Lot: Pet Supply Warehouse, Oct. 9, 2003, pp. 14 (Chew & Brush Edible Dental Bone), 15 (item D), 16 (Nylabone Dental Chew) and 24 (Compressed Rawhide).*

* cited by examiner

Primary Examiner—Robin V Webster

Assistant Examiner—Karen E Kearney

(74) *Attorney, Agent, or Firm*—Marshall, Gerstein & Borun LLP

(57) **CLAIM**

The ornamental design for a pet chew, as shown and described.

DESCRIPTION

FIG. 1 is a perspective view showing my new design for a pet chew;

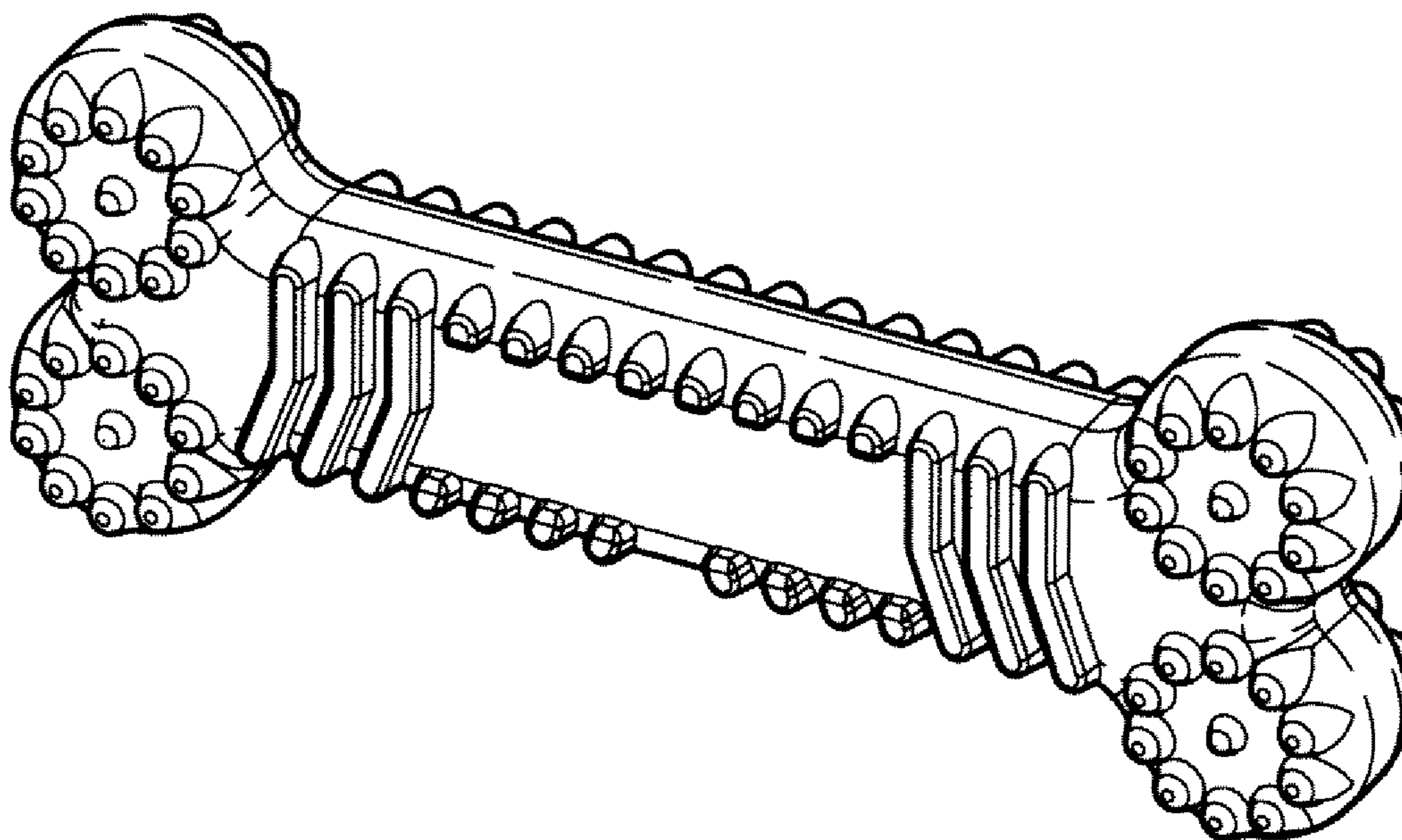
FIG. 2 is a right side view of the pet chew of FIG. 1, the left side view being a mirror image thereof;

FIG. 3 is a front view of the pet chew of FIG. 1, the rear view being a mirror image thereof;

FIG. 4 is a top plan view of the pet chew of FIG. 1; and,

FIG. 5 is a bottom plan view of the pet chew of FIG. 1.

1 Claim, 1 Drawing Sheet



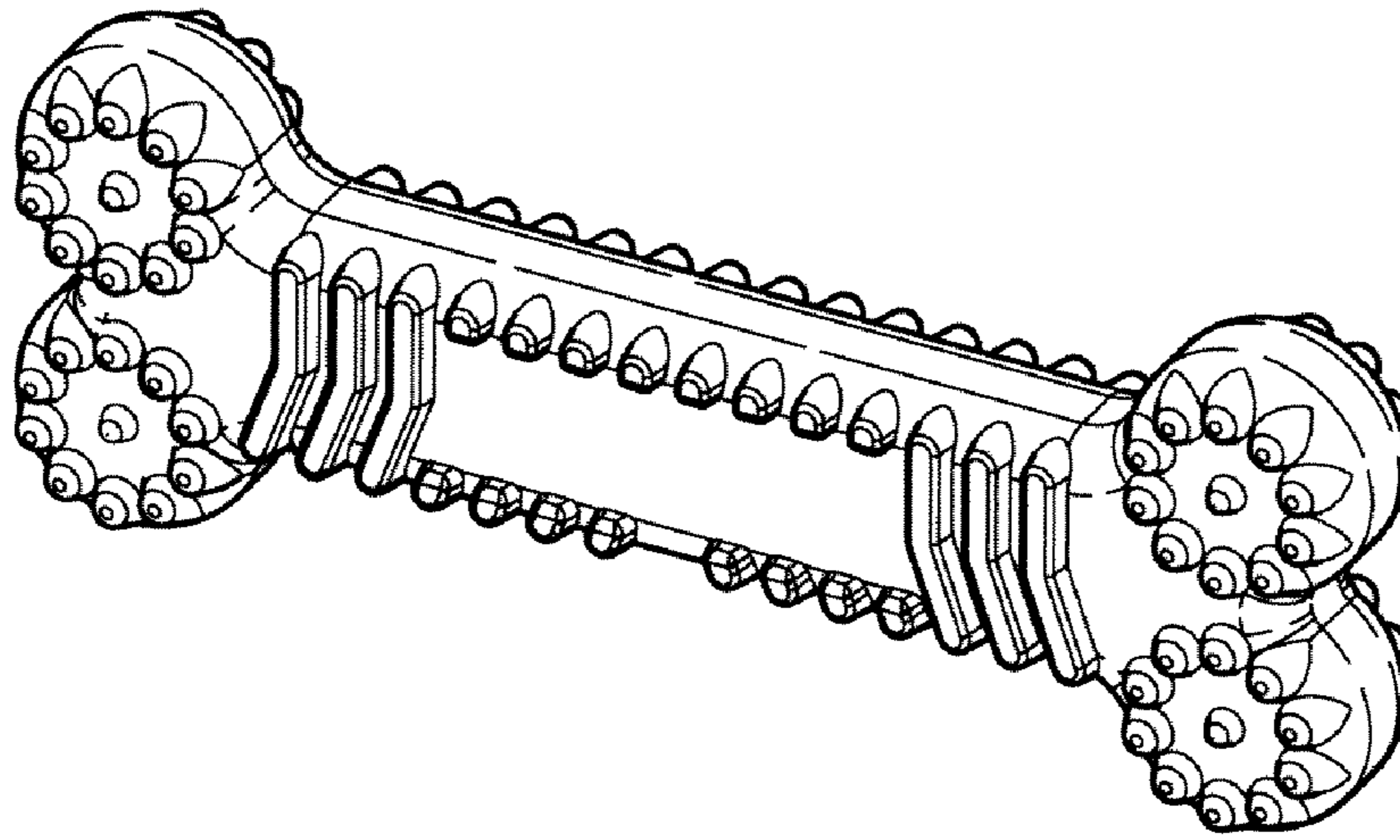


FIG. 1

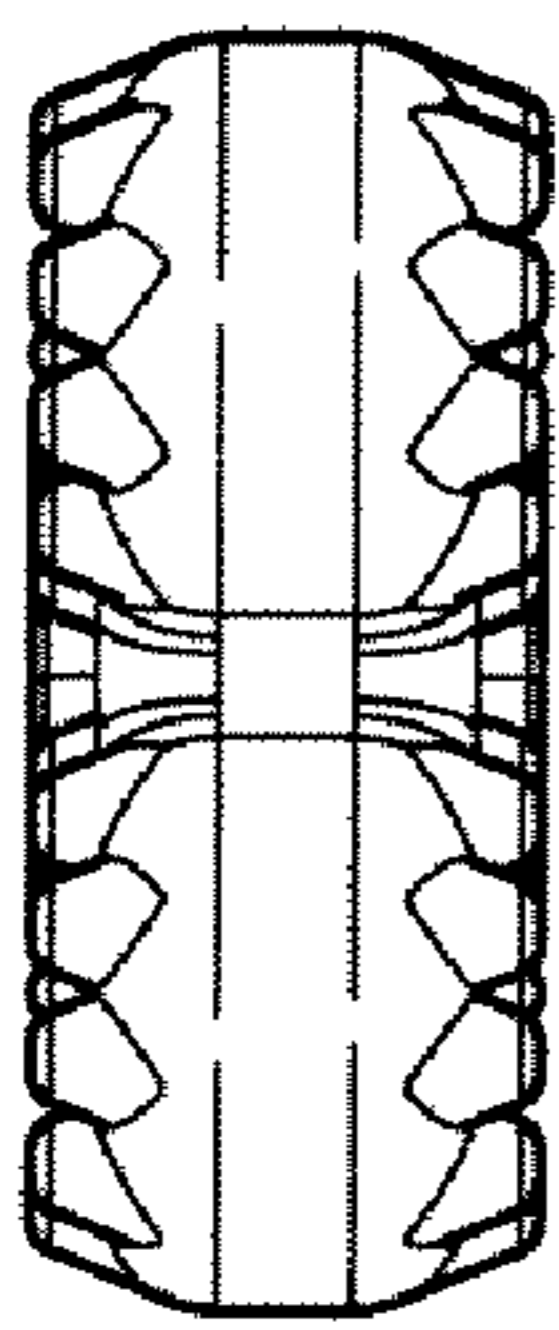


FIG. 2

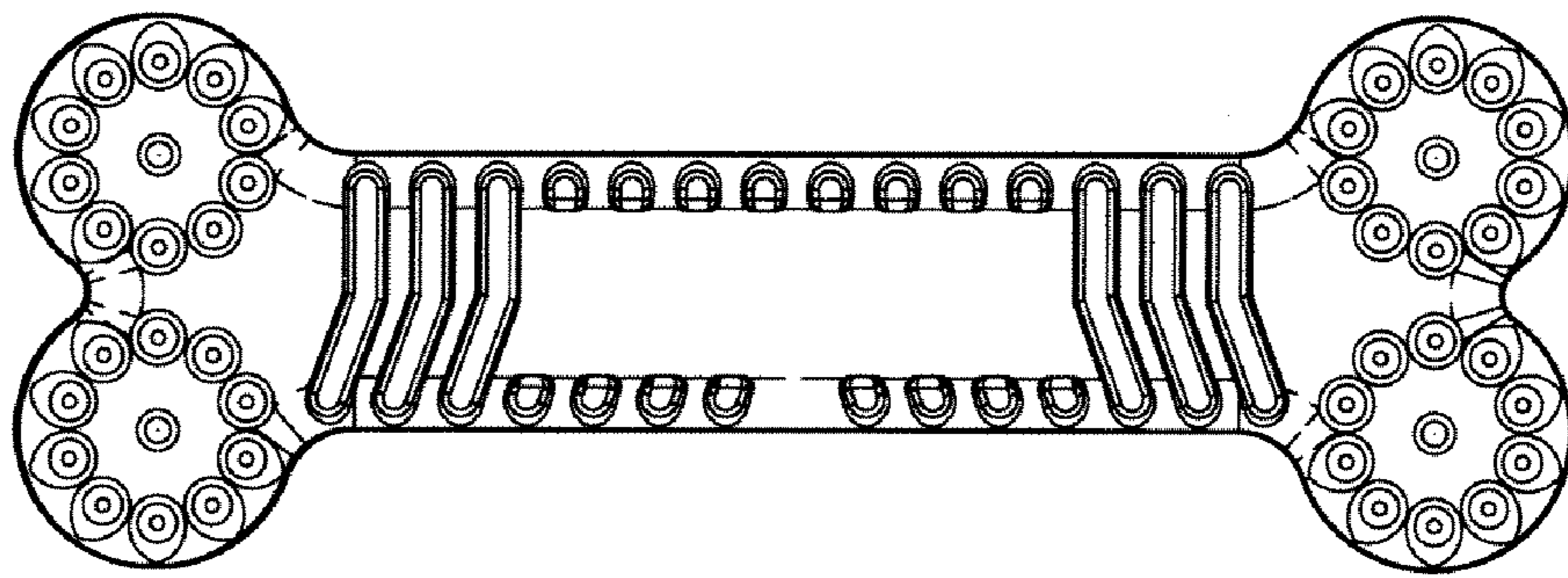


FIG. 3

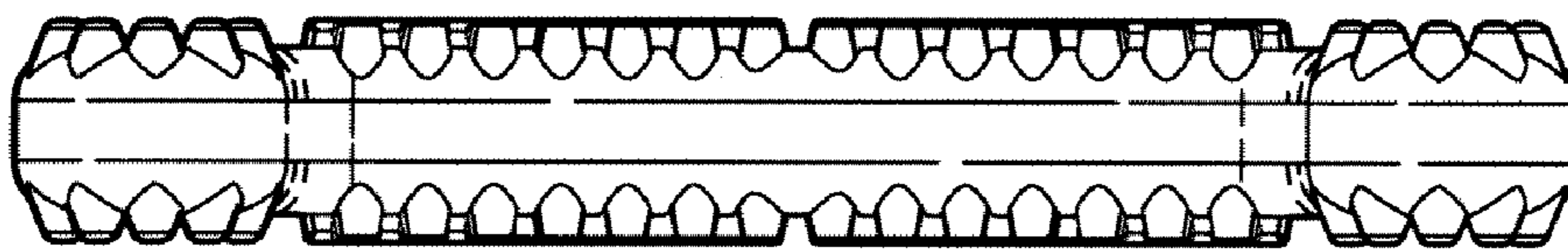


FIG. 4

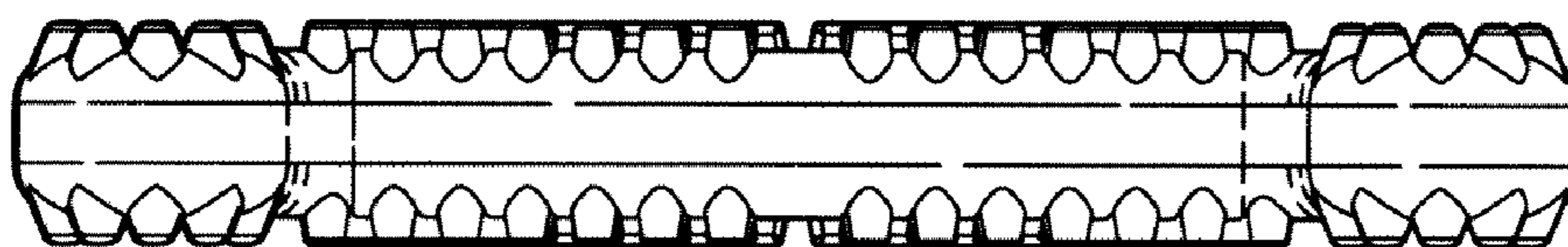


FIG. 5