



US00D586969S

(12) **United States Design Patent**
Graham

(10) **Patent No.:** **US D586,969 S**

(45) **Date of Patent:** **** Feb. 17, 2009**

(54) **PAINTBRUSH HOLDER**

(76) **Inventor:** **Ted Graham**, 104 Summerhill Ct.,
Warwick, PA (US) 18974

(**) **Term:** **14 Years**

(21) **Appl. No.:** **29/307,068**

(22) **Filed:** **Mar. 28, 2008**

(51) **LOC (9) Cl.** **07-07**

(52) **U.S. Cl.** **D32/54; D32/53; D32/55**

(58) **Field of Classification Search** D32/53-56,
D32/53.1, 35; D7/637; D6/566, 524-525,
D6/320; 4/656; 206/15.3, 361; 248/110,
248/113, 309.4, 206.2-206.3; 211/87.101
See application file for complete search history.

(56) **References Cited**

U.S. PATENT DOCUMENTS

2,420,487	A	5/1947	Long	
2,605,986	A	8/1952	Schulz	
4,436,217	A	3/1984	Ritter	
4,561,556	A	12/1985	Bendix	
4,583,666	A	4/1986	Buck	
5,076,519	A	12/1991	Panovic	
5,279,007	A *	1/1994	Kolada	4/639
5,322,183	A	6/1994	Strachan	
5,375,736	A	12/1994	Gonzalez et al.	
D363,576	S *	10/1995	Brightbill et al.	D32/55
5,547,087	A *	8/1996	Licari	211/41.2
D405,574	S *	2/1999	Riky	D32/54
D419,808	S *	2/2000	Hampshire	D6/553
6,237,802	B1	5/2001	Douglas	
D444,278	S *	6/2001	Myers, Jr.	D32/54
D449,480	S *	10/2001	Snell	D6/566

D457,995	S *	5/2002	Clark	D32/53.1
D458,723	S *	6/2002	Malvasio	D32/53.1
6,446,829	B1	9/2002	Malvasio et al.	
D473,689	S *	4/2003	Verhaar	D32/54
6,871,825	B2	3/2005	Song	
6,886,792	B2 *	5/2005	Immerman	248/206.3
6,929,225	B1	8/2005	Kent	
7,080,416	B1 *	7/2006	Portnell	4/559
D532,570	S *	11/2006	Vizcarra et al.	D32/55

* cited by examiner

Primary Examiner—Pamela J Burgess

(74) *Attorney, Agent, or Firm*—Norman E. Lehrer

(57) **CLAIM**

The ornamental design for a “paintbrush holder,” as shown and described.

DESCRIPTION

FIG. 1 is a front elevational view of a “paintbrush holder” showing my new design;

FIG. 2 is a rear elevational view thereof;

FIG. 3 is a top plan view thereof;

FIG. 4 is a bottom plan view thereof;

FIG. 5 is a left side elevational view thereof, the right side being the mirror image thereof;

FIG. 6 is a top left side perspective view thereof; and,

FIG. 7 is a top left side perspective view similar to FIG. 6 showing the “paintbrush holder” in use.

The material shown in phantom in FIG. 7 is for illustration purposes only and does not form a part of the design.

1 Claim, 2 Drawing Sheets

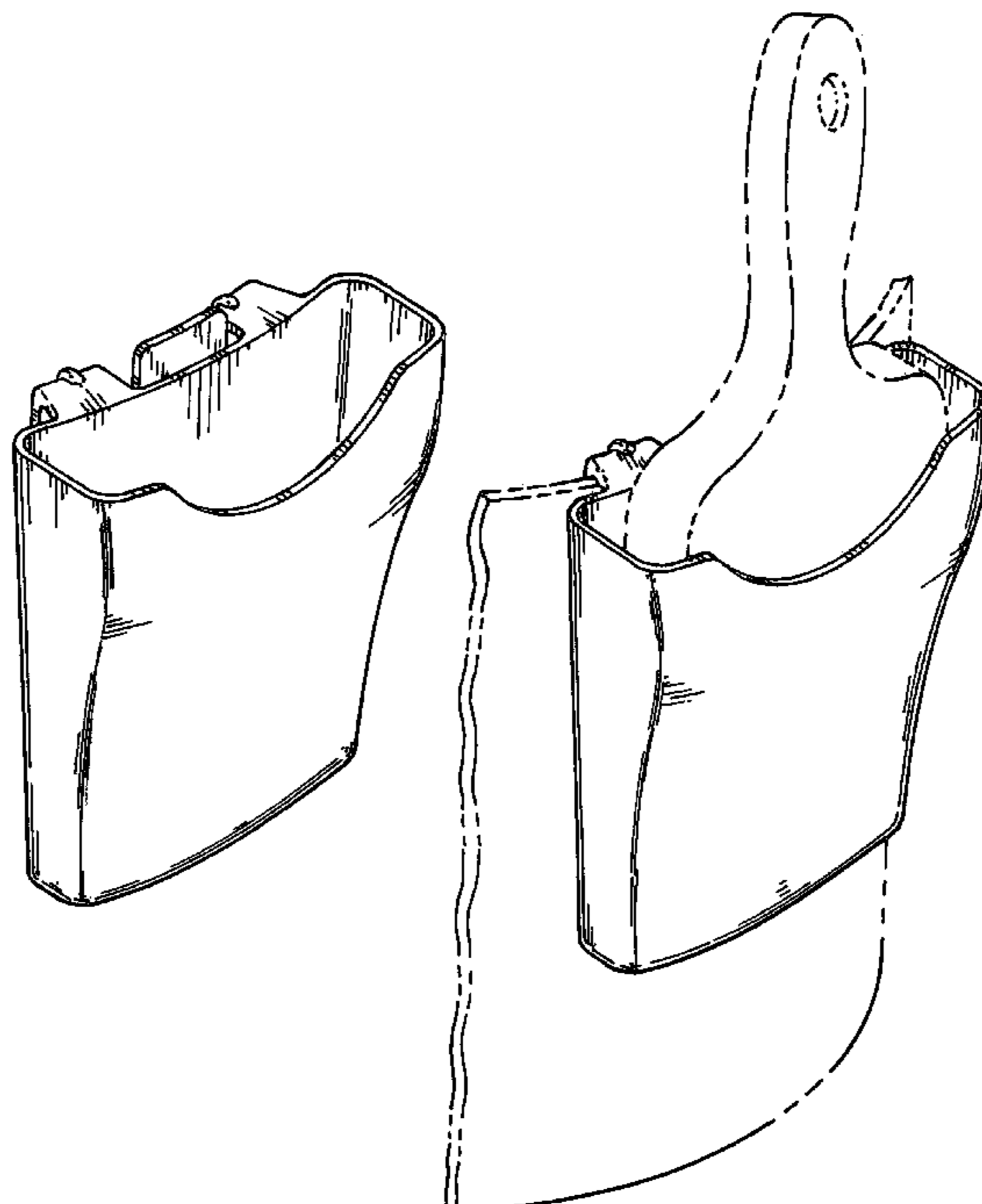


Fig. 1

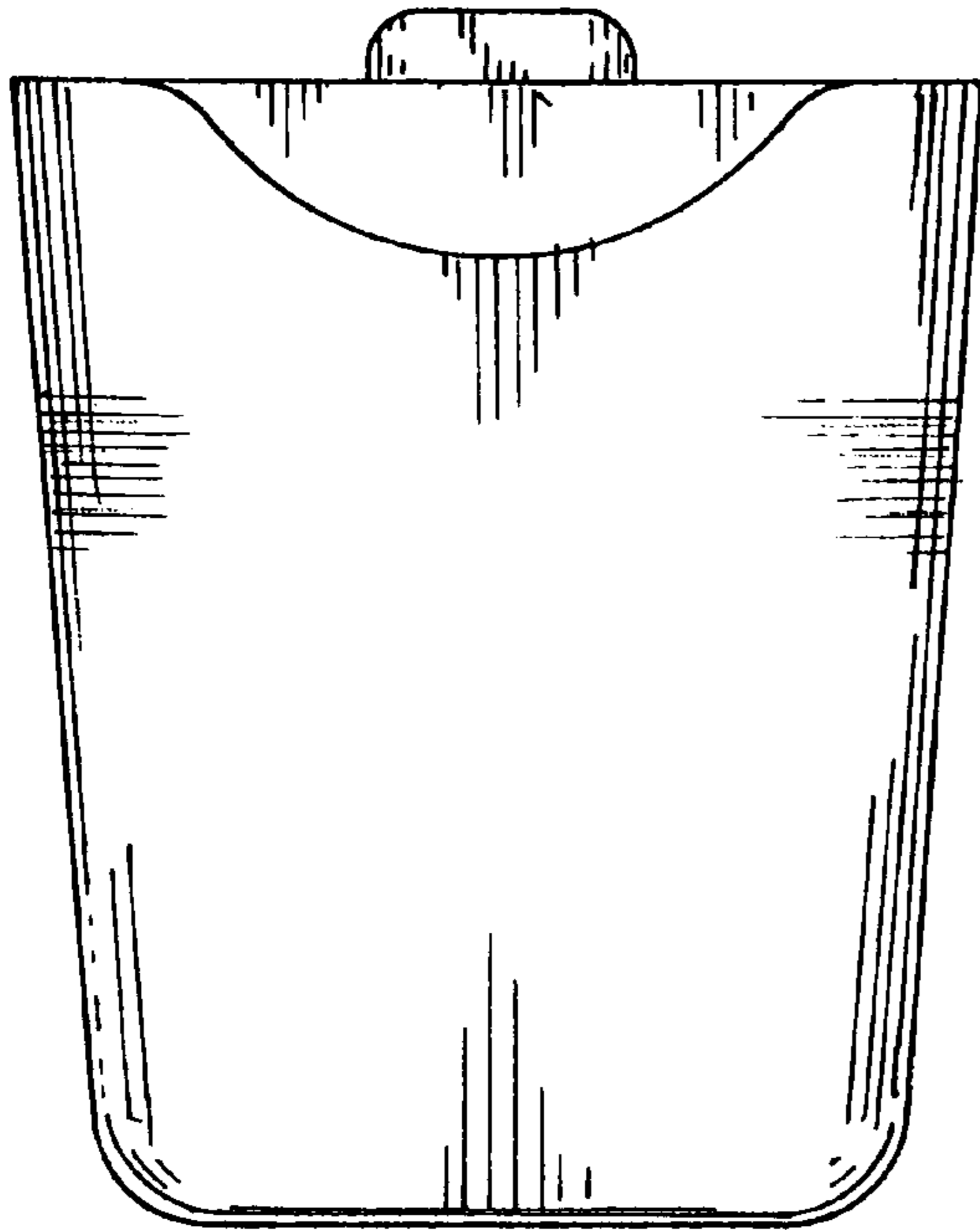


Fig. 2

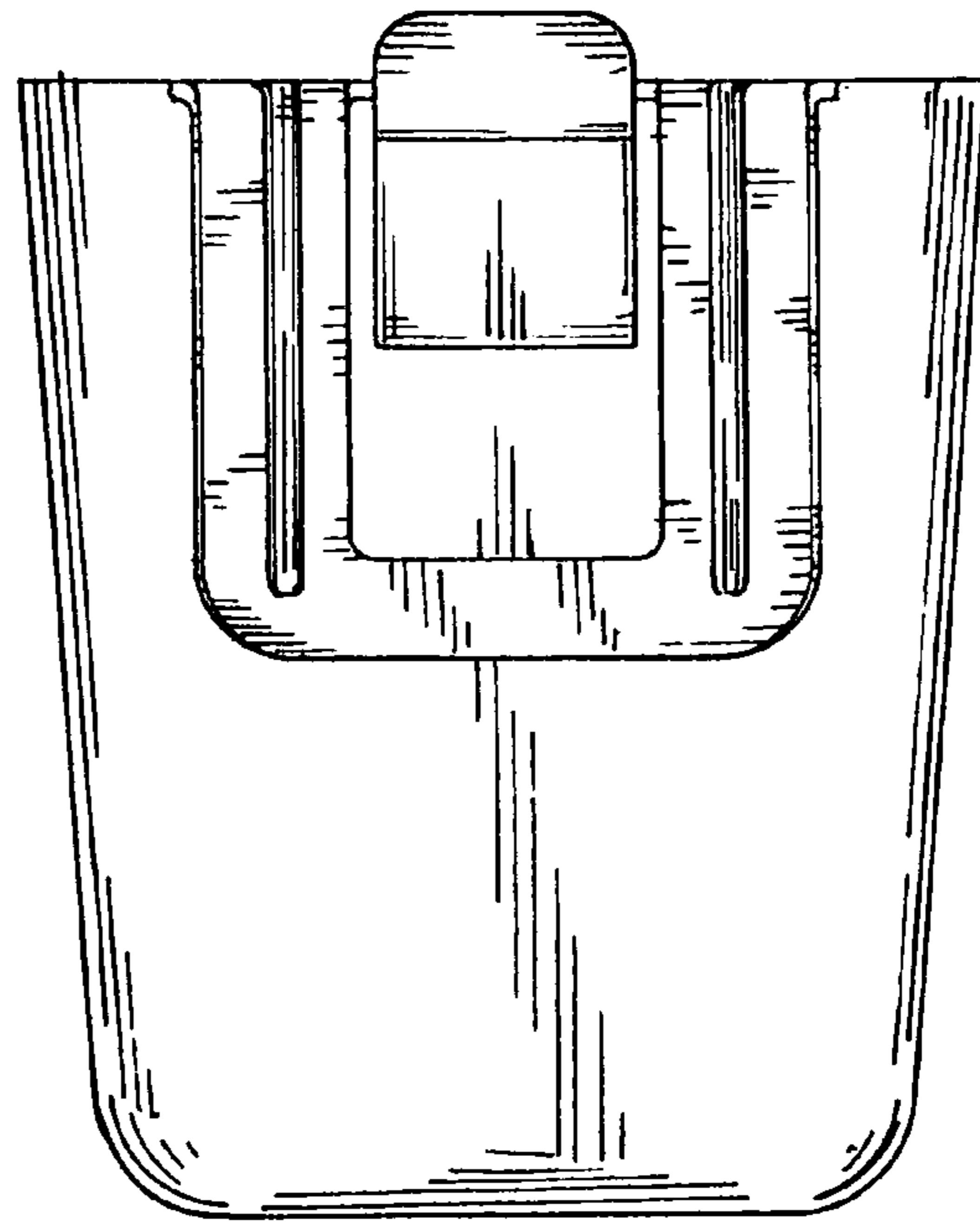


Fig. 3

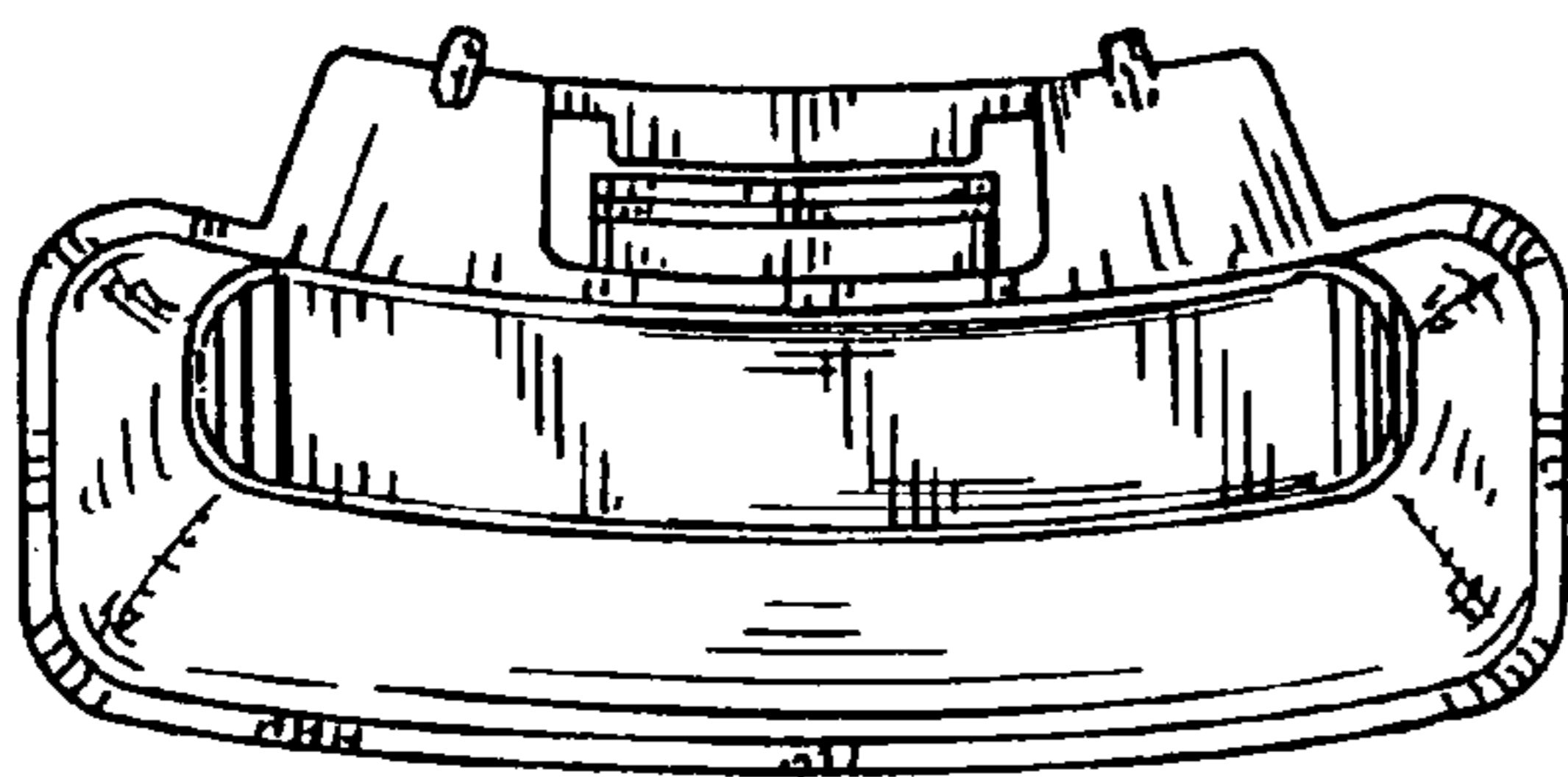


Fig. 4




Fig. 6

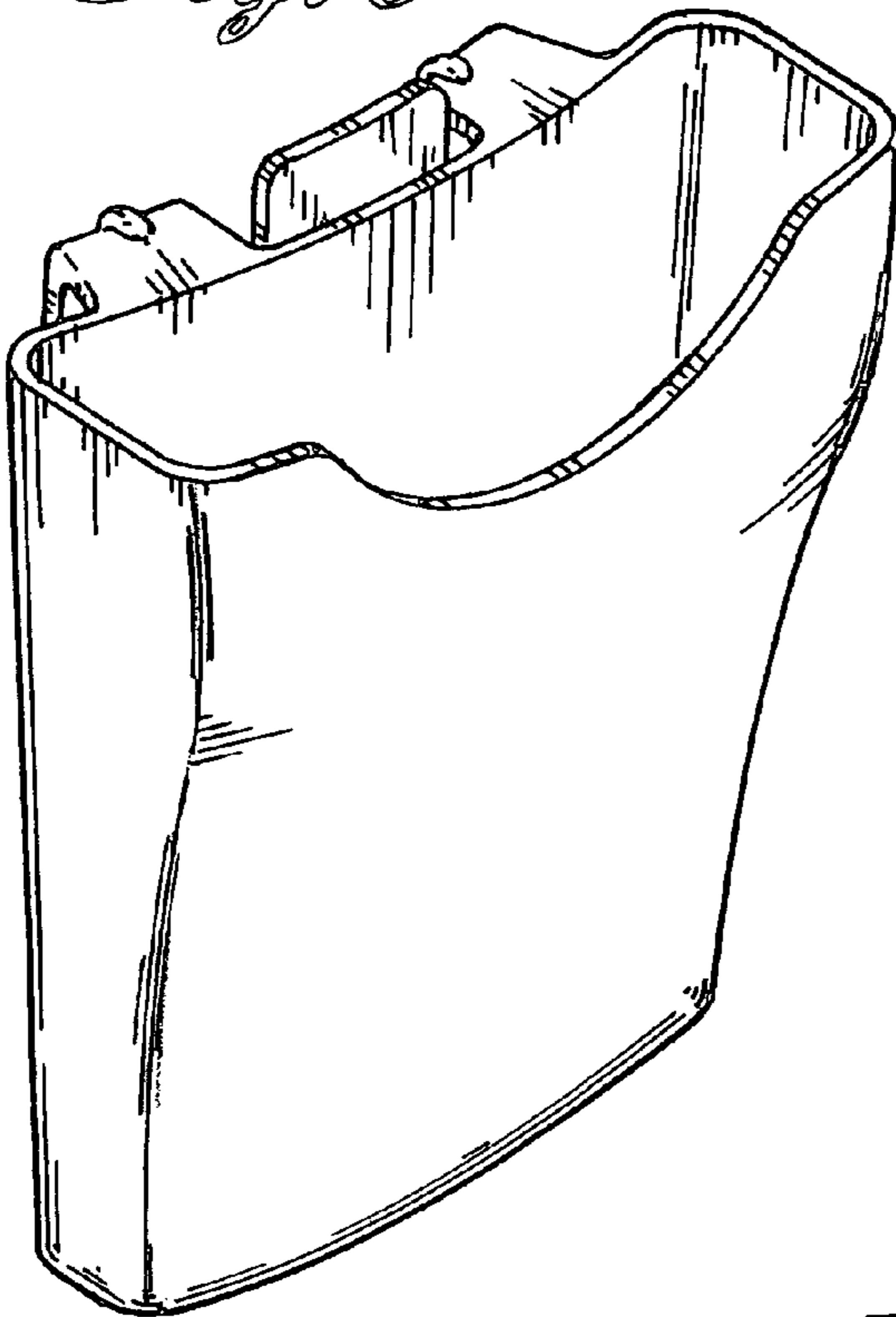


Fig. 7

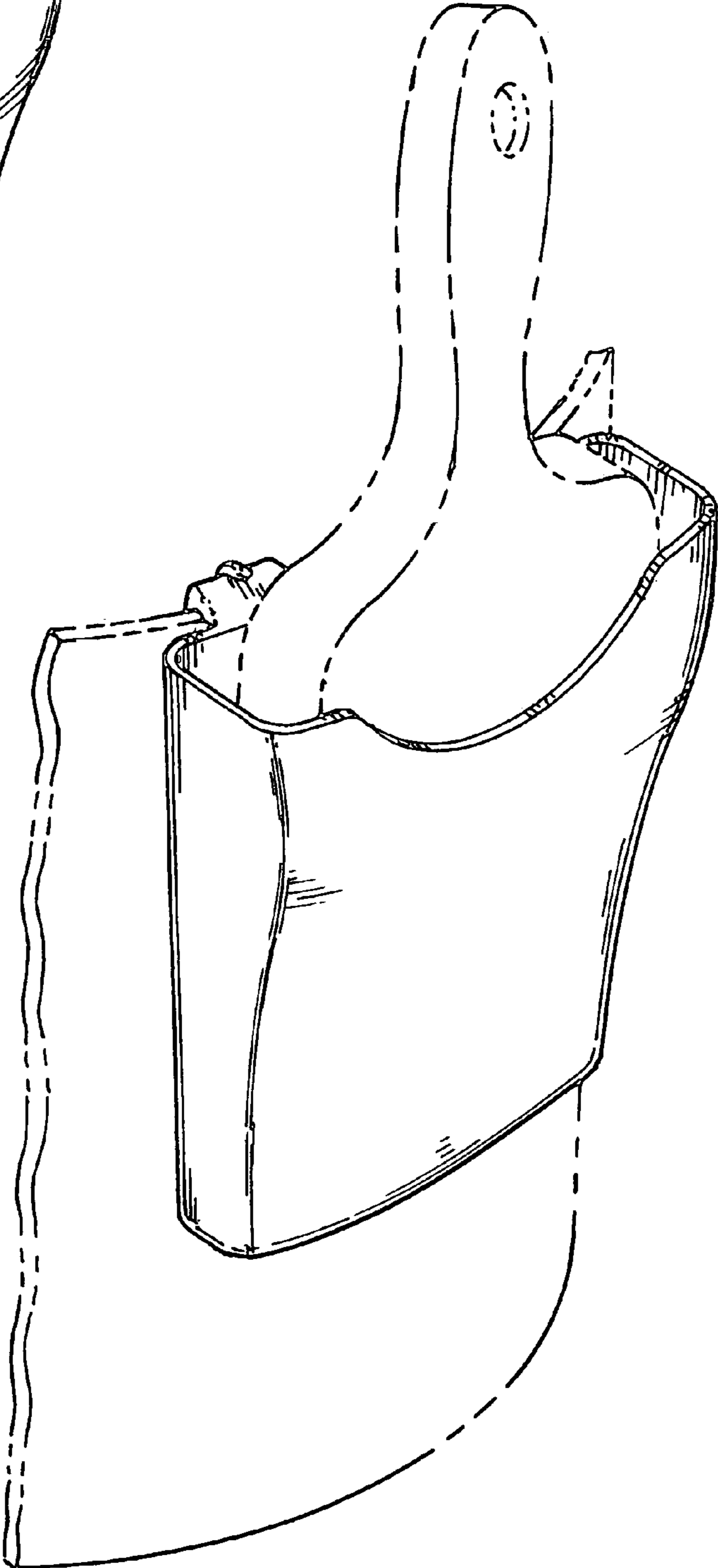


Fig. 5

