



US00D586965S

(12) **United States Design Patent**  
**Libman et al.**

(10) **Patent No.:** **US D586,965 S**

(45) **Date of Patent:** **\*\* Feb. 17, 2009**

(54) **MOP HEAD**

(75) Inventors: **Robert J. Libman**, Arcola, IL (US);  
**Enzo Berti**, Pianiga (IT)

(73) Assignee: **The Libman Company**, Arcola, IL (US)

(\*\*) Term: **14 Years**

(21) Appl. No.: **29/298,434**

(22) Filed: **Dec. 5, 2007**

(51) **LOC (9) Cl.** ..... **04-01**

(52) **U.S. Cl.** ..... **D32/50; D32/40**

(58) **Field of Classification Search** ..... D32/40,  
D32/50-52; 15/116.2, 118, 119.2, 244.3-244.4,  
15/208, 209.1, 210.5; 451/530

See application file for complete search history.

(56) **References Cited**

**U.S. PATENT DOCUMENTS**

1,657,784	A *	1/1928	Bergstrom	.....	51/295
4,154,883	A *	5/1979	Elias	.....	428/171
4,969,226	A *	11/1990	Seville	.....	15/244.4
5,212,910	A *	5/1993	Breivogel et al.	.....	451/530
5,709,598	A *	1/1998	Nishio et al.	.....	451/530
D403,820	S *	1/1999	Chang	.....	D32/50
D435,710	S *	12/2000	Denney	.....	D32/40
D446,896	S *	8/2001	Cann	.....	D32/40
D447,610	S *	9/2001	Denney	.....	D32/40

D451,656	S *	12/2001	Denney	.....	D32/40
D452,053	S *	12/2001	Denney	.....	D32/40
D556,967	S *	12/2007	Martins et al.	.....	D32/40

\* cited by examiner

*Primary Examiner*—Pamela J Burgess

(74) *Attorney, Agent, or Firm*—Banner & Witcoff, Ltd.

(57) **CLAIM**

The ornamental design for a mop head, as shown and described.

**DESCRIPTION**

FIG. 1 is a front right perspective view of a mop head showing our new design;

FIG. 2 is a front view thereof;

FIG. 3 is a rear view thereof;

FIG. 4 is a left side view thereof;

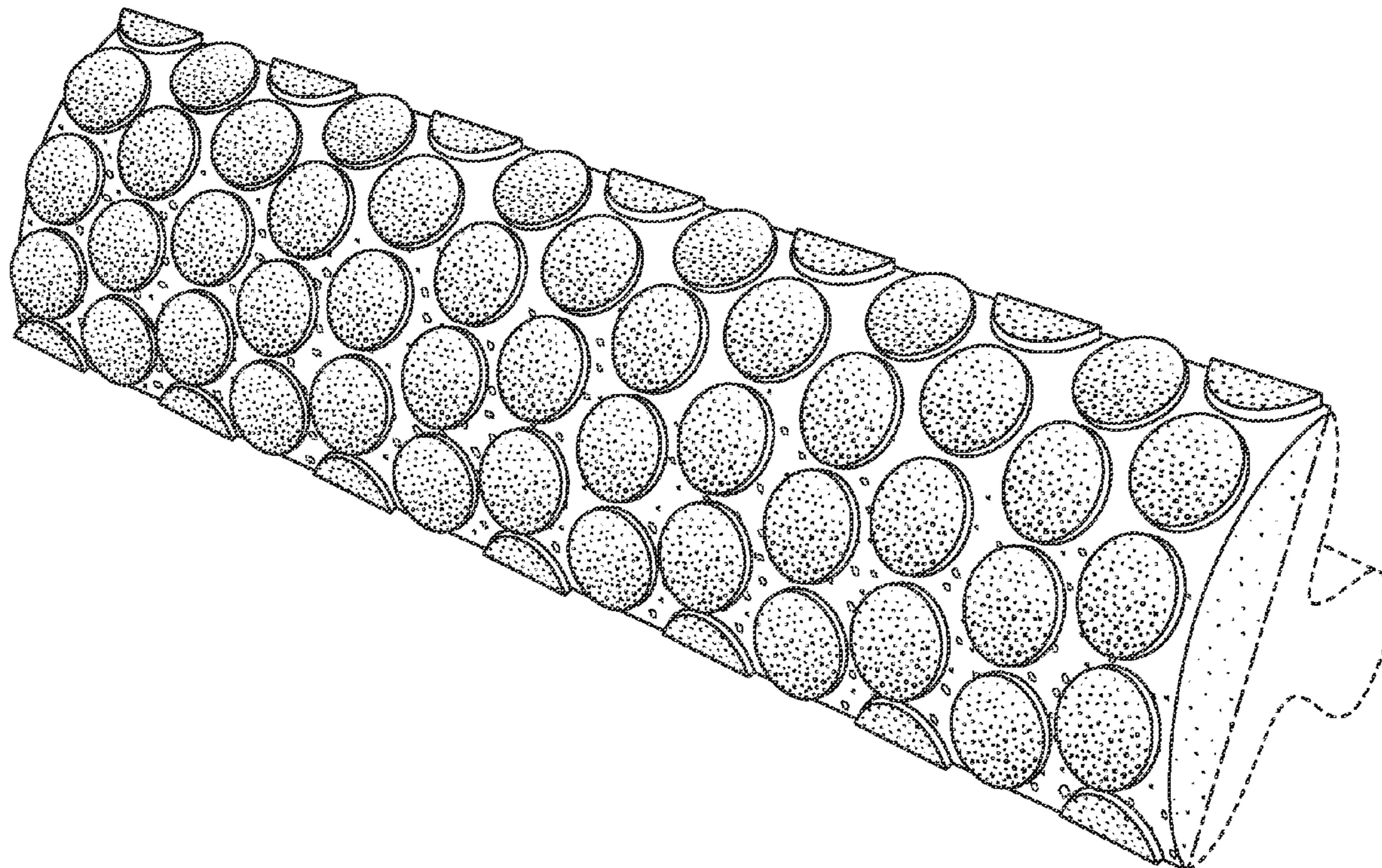
FIG. 5 is a right side view thereof;

FIG. 6 is a top view thereof; and,

FIG. 7 is a bottom view thereof.

The dash-dot-dash broken lines immediately adjacent to the shaded areas represent unclaimed boundaries of the claimed design. The dotted broken lines are for illustrative purposes only and form no part of the claimed design.

**1 Claim, 7 Drawing Sheets**



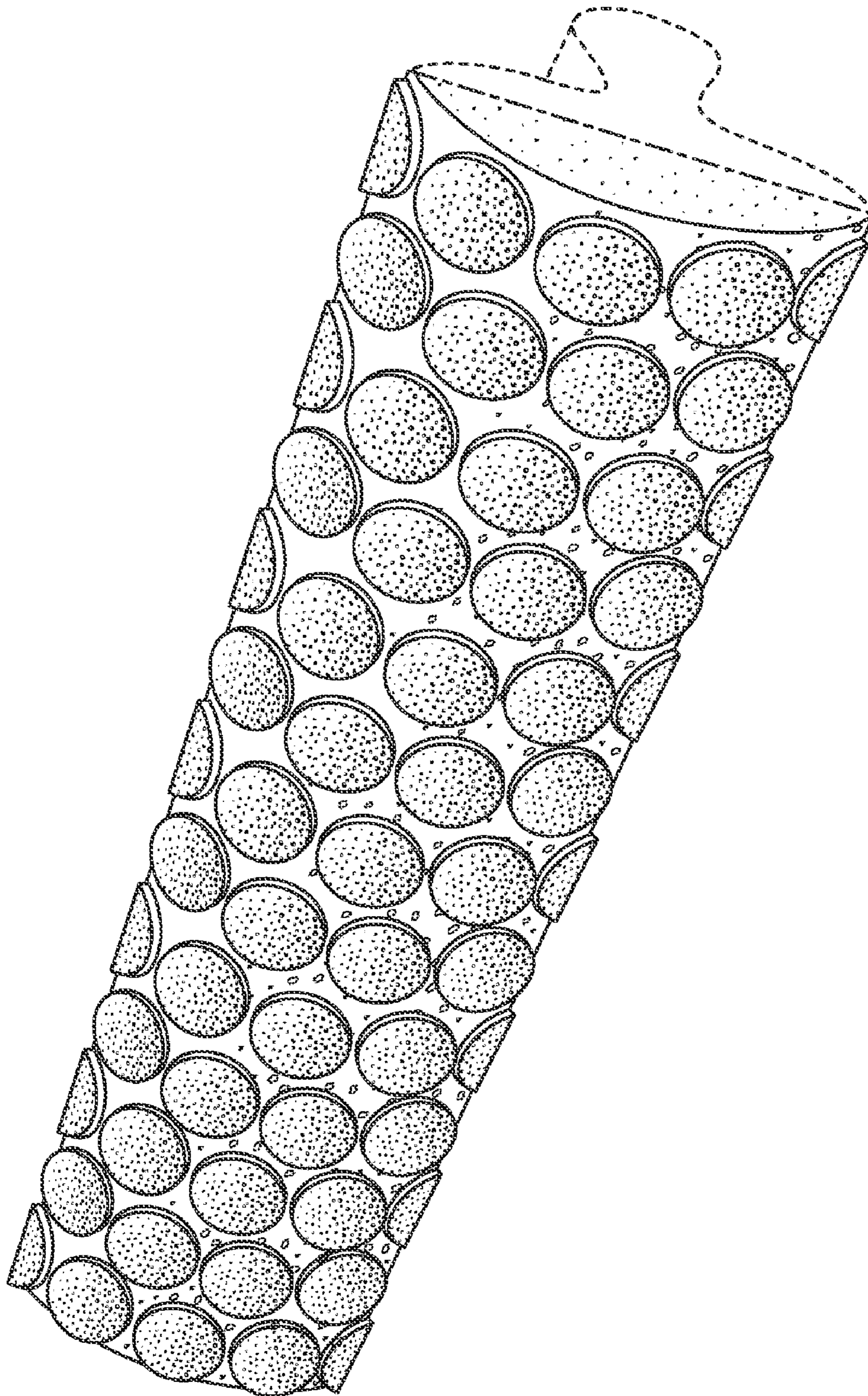


FIG. 1




FIG. 2

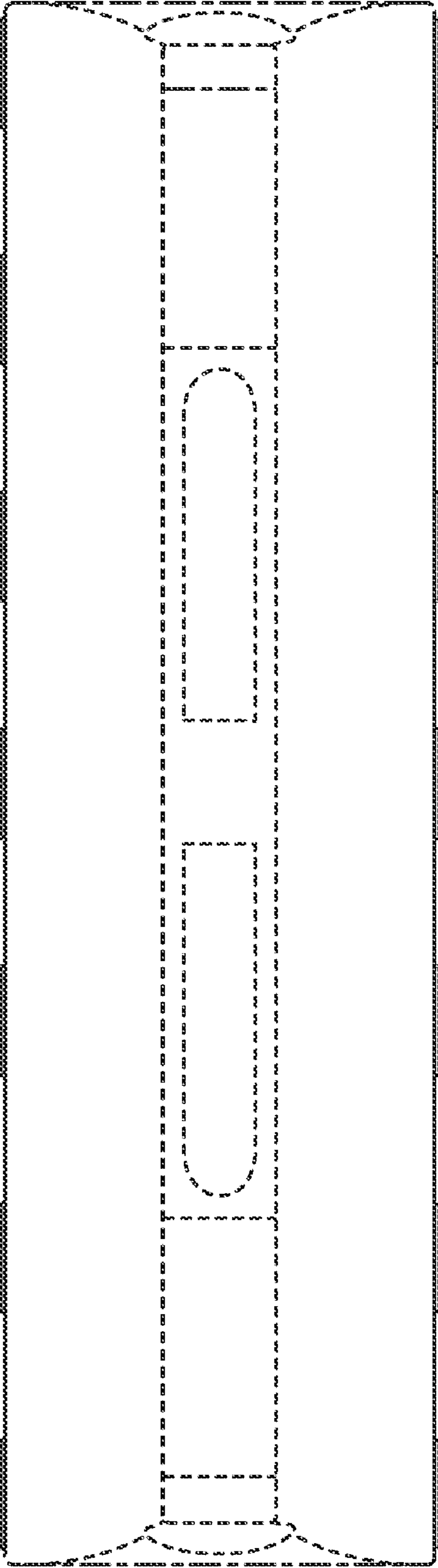


FIG. 3

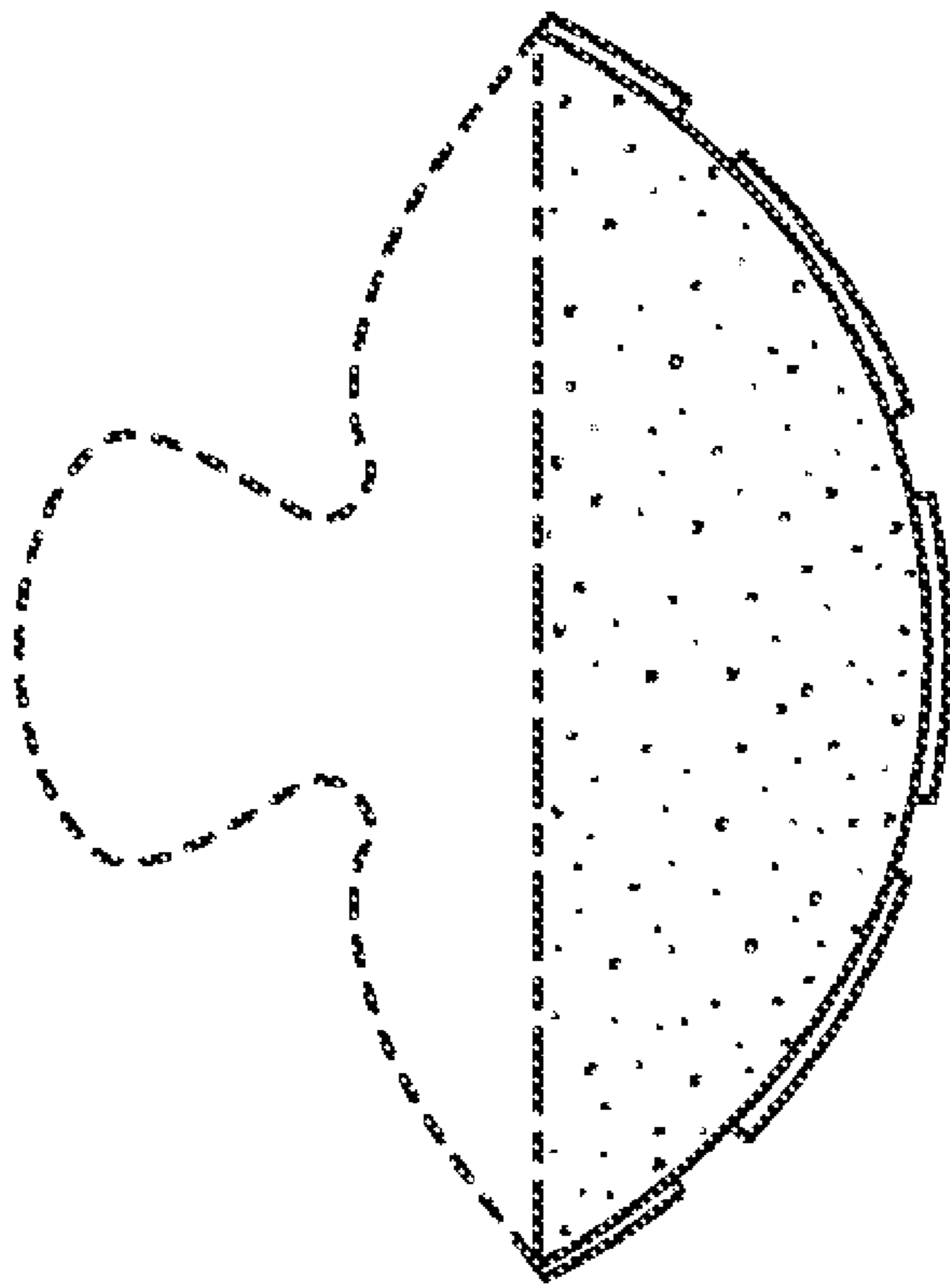
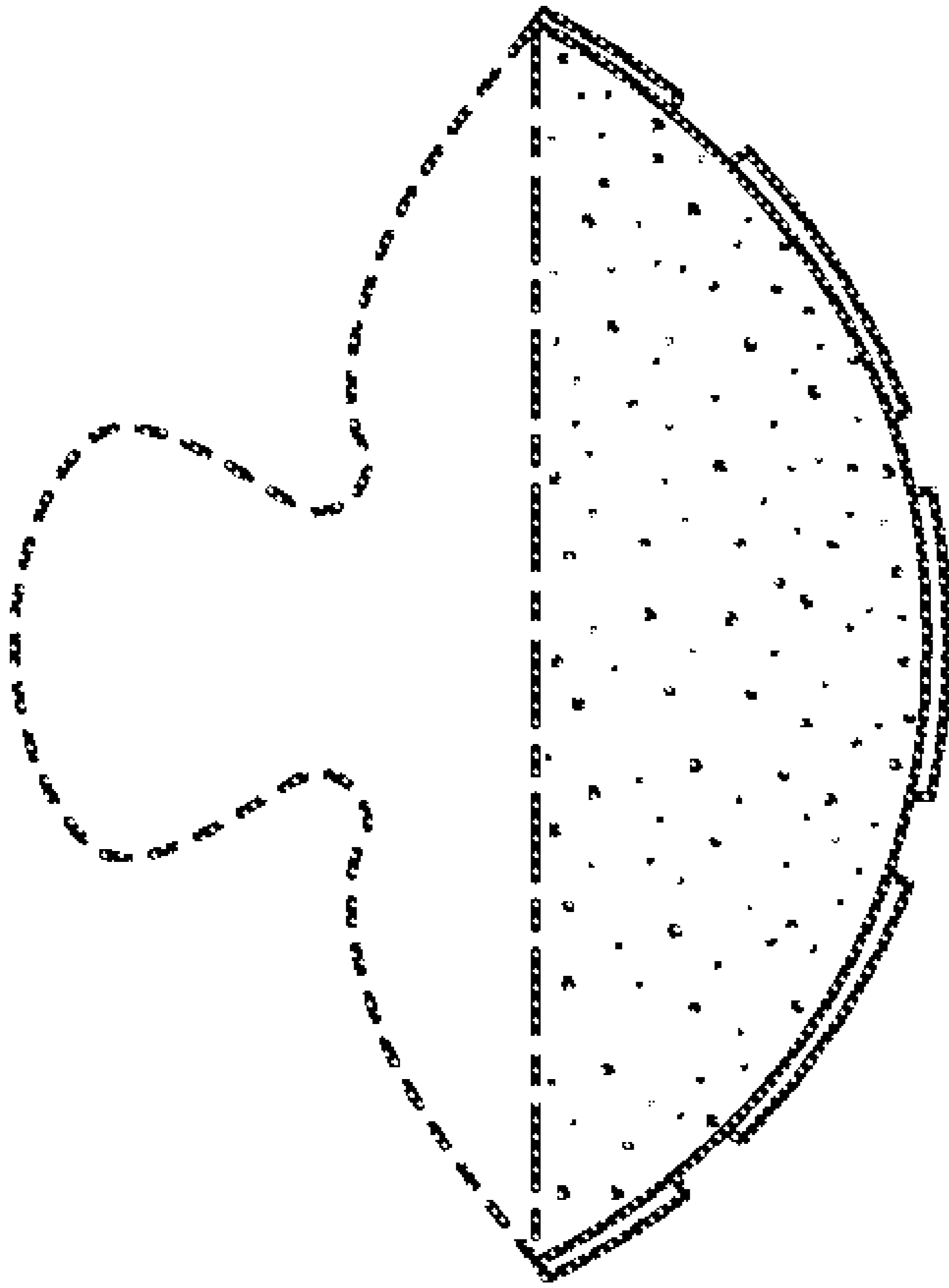


FIG. 4



5  
G  
L

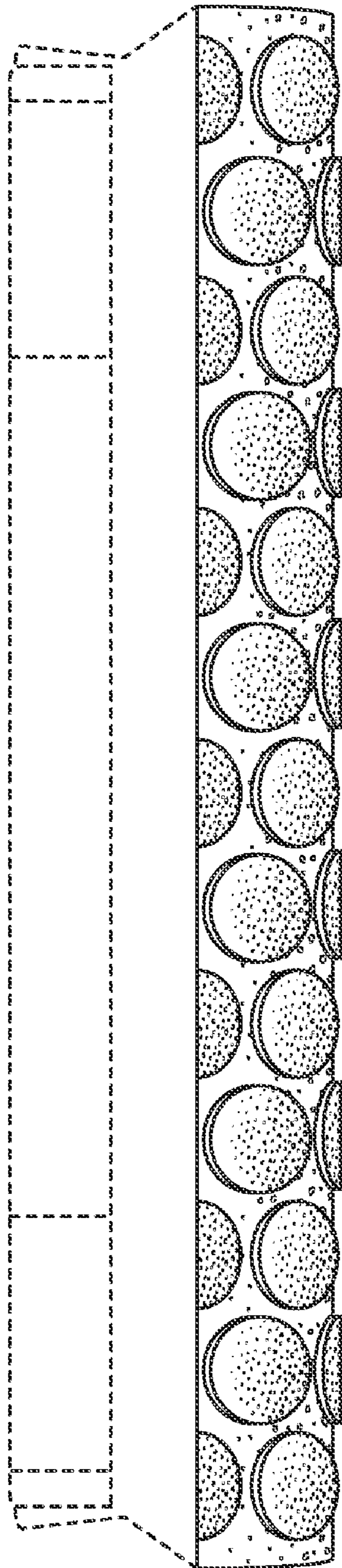


FIG. 6

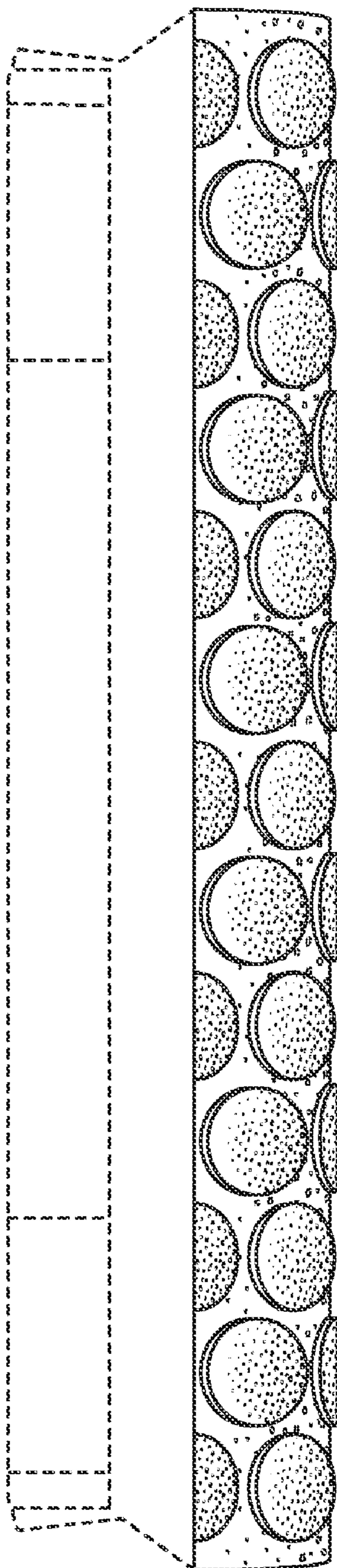


FIG. 7