



US00D586958S

(12) **United States Design Patent**
Cadamuro

(10) **Patent No.:** **US D586,958 S**

(45) **Date of Patent:** **** Feb. 17, 2009**

(54) **LAUNDRY APPLIANCE**

(75) Inventor: **Michele Cadamuro**, Cimadolmo (IT)

(73) Assignee: **Electrolux Professional SpA**,
Pordenone (IT)

(**) Term: **14 Years**

(21) Appl. No.: **29/283,282**

(22) Filed: **Aug. 9, 2007**

(30) **Foreign Application Priority Data**

Feb. 12, 2007 (EM) 000669056

(51) **LOC (9) Cl.** **15-05**

(52) **U.S. Cl.** **D32/6**

(58) **Field of Classification Search** D32/1,
D32/5-6, 8, 25, 28; 38/1 A; 312/31; 34/58,
34/87-88, 108-109, 130-132, 417, 499,
34/523-524, 534, 595-597, 600, 603; 68/3 R,
68/4, 5 R, 12.01, 12.08, 212, 139

See application file for complete search history.

(56) **References Cited**

U.S. PATENT DOCUMENTS

D178,004 S * 6/1956 Nadherny D32/6
D191,918 S * 12/1961 Stern D32/8
3,643,341 A * 2/1972 Magin 34/444
D271,147 S * 10/1983 Krebs D32/6
D271,148 S * 10/1983 Krebs D32/6
D340,785 S * 10/1993 Bover D32/6
D514,756 S * 2/2006 Kirk et al. D32/6

D515,257 S * 2/2006 Geyer D32/6
D547,913 S * 7/2007 Reim et al. D32/6
D549,900 S * 8/2007 Kim et al. D32/6
D553,309 S * 10/2007 Revoldini et al. D32/6
7,313,933 B2 * 1/2008 Carey et al. 68/3 R

OTHER PUBLICATIONS

http://web.archive.org/web/*/www.laundrysystems.electrolux.com/node129.asp?ProdID=232 Jan. 29, 2008.*

* cited by examiner

Primary Examiner—Louis S Zarfaz

Assistant Examiner—Kathleen M Sims

(74) *Attorney, Agent, or Firm*—Pearne & Gordon LLP

(57) **CLAIM**

The ornamental design for a laundry appliance, as shown and described.

DESCRIPTION

FIG. 1 is a perspective view of a laundry appliance showing my new design;


FIG. 2 is a front view thereof;

FIG. 3 is a top view thereof; and,

FIG. 4 is a right side view thereof, a left side view being a mirror image thereof.

The broken line showing of the various surface details in FIGS. 1-4 are for the purpose of illustration only and form no part of the claimed design. The stippling shown in FIGS. 1 and 2 is provided to illustrate contrasting surfaces, and does not represent any particular color, pattern or surface texture.

1 Claim, 2 Drawing Sheets






FIG. 1




FIG. 3

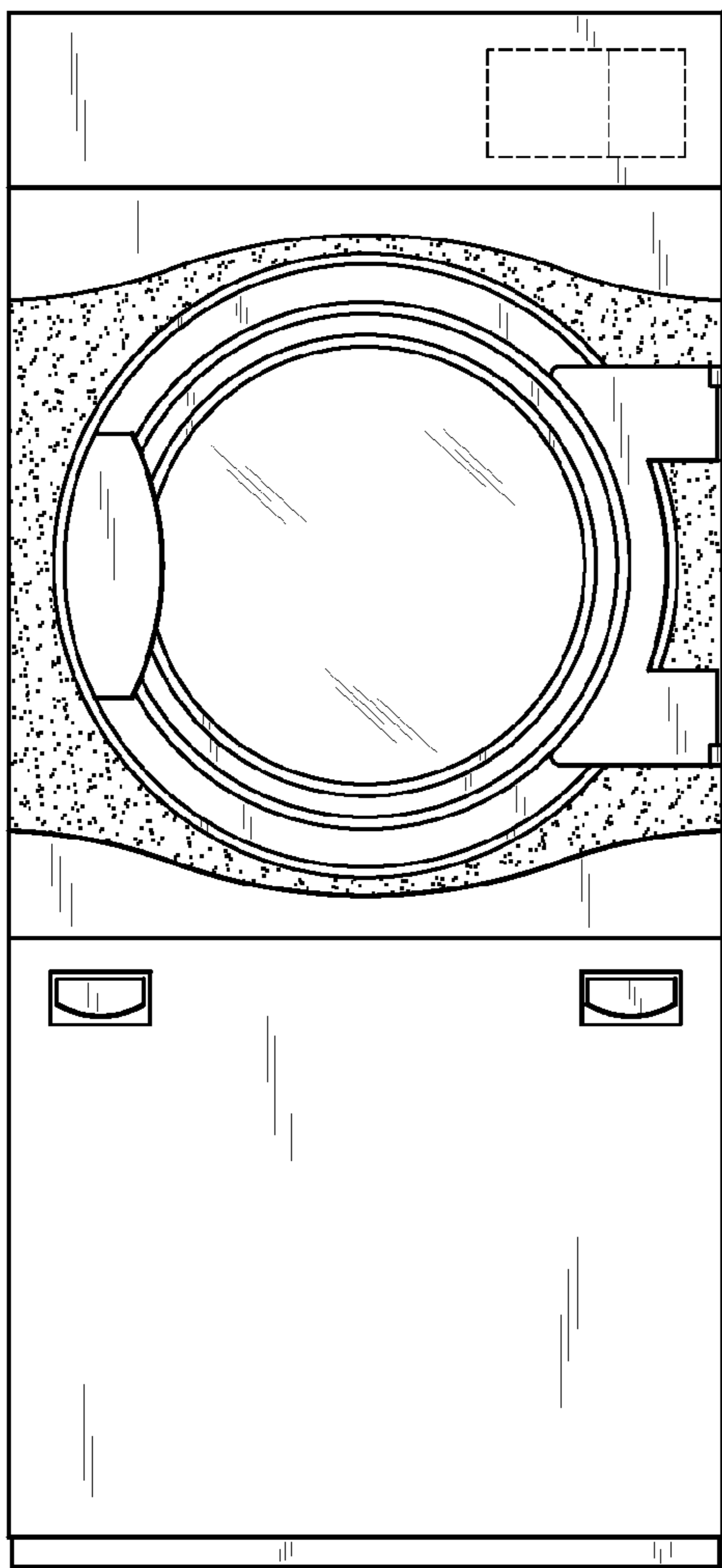


FIG. 2

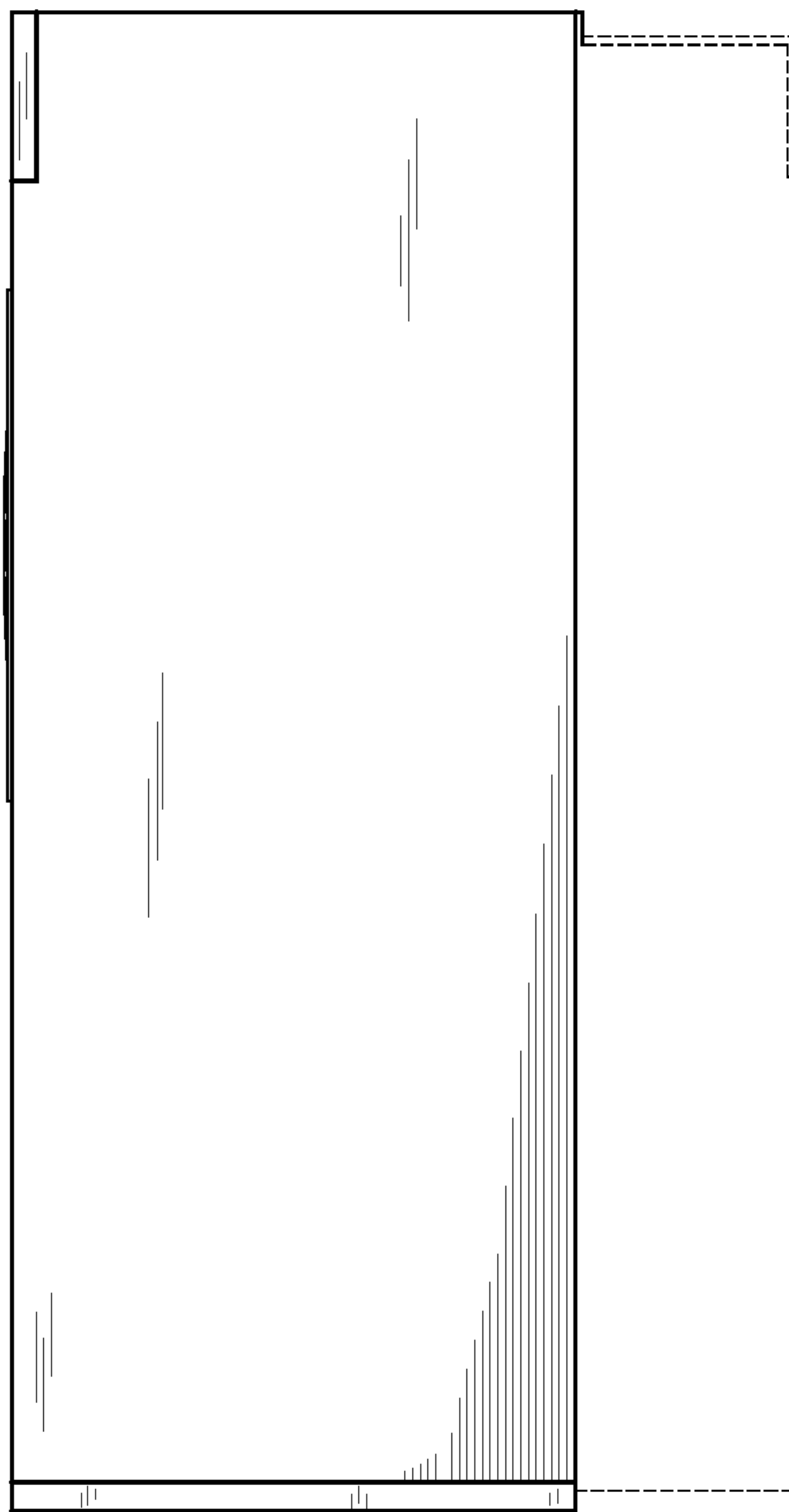


FIG. 4