



US00D586952S

(12) **United States Design Patent**  
**Bennett et al.**

(10) **Patent No.:** **US D586,952 S**

(45) **Date of Patent:** **\*\* Feb. 17, 2009**

(54) **COMBINED CIGARETTE HOLDER AND SNUFFER**

(76) Inventors: **Tom Bennett**, 1613 Extension Road, Nanaimo, BC (CA) V9X 1A6; **Toni Bennett**, 1613 Extension Road, Nanaimo, BC (CA) V9X 1A6

(\*\*) Term: **14 Years**

(21) Appl. No.: **29/299,169**

(22) Filed: **Dec. 20, 2007**

(51) **LOC (9) Cl.** ..... **27-03**

(52) **U.S. Cl.** ..... **D27/136; D27/135; D27/189**

(58) **Field of Classification Search** ..... D27/133-138, D27/102, 183, 189; 131/237.5, 256, 235.1, 131/237, 238, 240.1, 241, 242; 206/236, 206/242, 270; D19/43

See application file for complete search history.

(56) **References Cited**

**U.S. PATENT DOCUMENTS**

D259,217 S *	5/1981	Smith	.....	D27/135
D264,256 S *	5/1982	Benson	.....	D27/194
4,587,980 A	5/1986	Tipper		
D344,612 S	2/1994	Dean		
5,345,953 A	9/1994	Taylor		
5,377,826 A	1/1995	Ayres et al.		
5,385,157 A	1/1995	Smith et al.		
5,501,332 A	3/1996	Ayres et al.		
5,752,528 A	5/1998	Ayres et al.		
D406,387 S *	3/1999	Smithey et al.	.....	D27/189

D409,327 S *	5/1999	Brock	.....	D27/136
D452,346 S *	12/2001	Storlie	.....	D27/136
6,354,302 B1 *	3/2002	Bingham	.....	131/256
6,431,177 B1 *	8/2002	Sieggen et al.	.....	131/256
D468,858 S *	1/2003	Fischer	.....	D27/136
D522,689 S *	6/2006	Bores et al.	.....	D27/136
D534,682 S *	1/2007	Malhi	.....	D27/183

\* cited by examiner

*Primary Examiner*—Jennifer Rivard

(74) *Attorney, Agent, or Firm*—Davis & Bujold, P.L.L.C.

(57) **CLAIM**

The ornamental design for a combined cigarette holder and snuffer, as shown and described.

**DESCRIPTION**

FIG. 1 is a side elevation view of the combined cigarette holder and snuffer;

FIG. 2 is a side elevation view of the combined cigarette holder and snuffer that is 90° counterclockwise from FIG. 1;

FIG. 3 is a side elevation view of the combined cigarette holder and snuffer that is 90° counterclockwise from FIG. 2;

FIG. 4 is a side elevation view of the combined cigarette holder and snuffer that is 90° counterclockwise from FIG. 3;

FIG. 5 is a top plan view of the combined cigarette holder and snuffer; and,

FIG. 6 is a bottom plan view of the combined cigarette holder and snuffer.

**1 Claim, 1 Drawing Sheet**

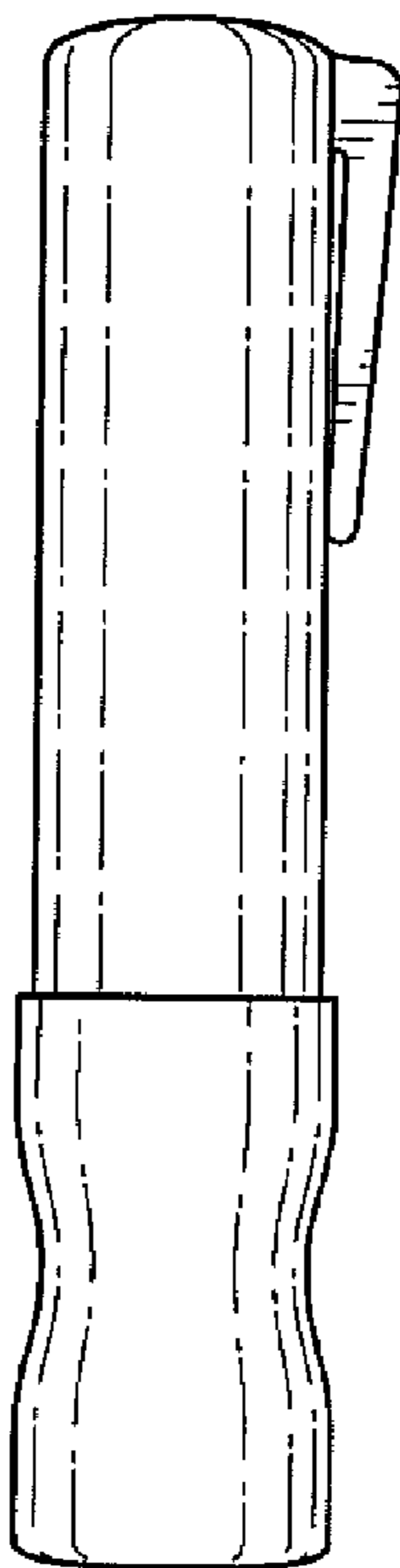


FIG. 1

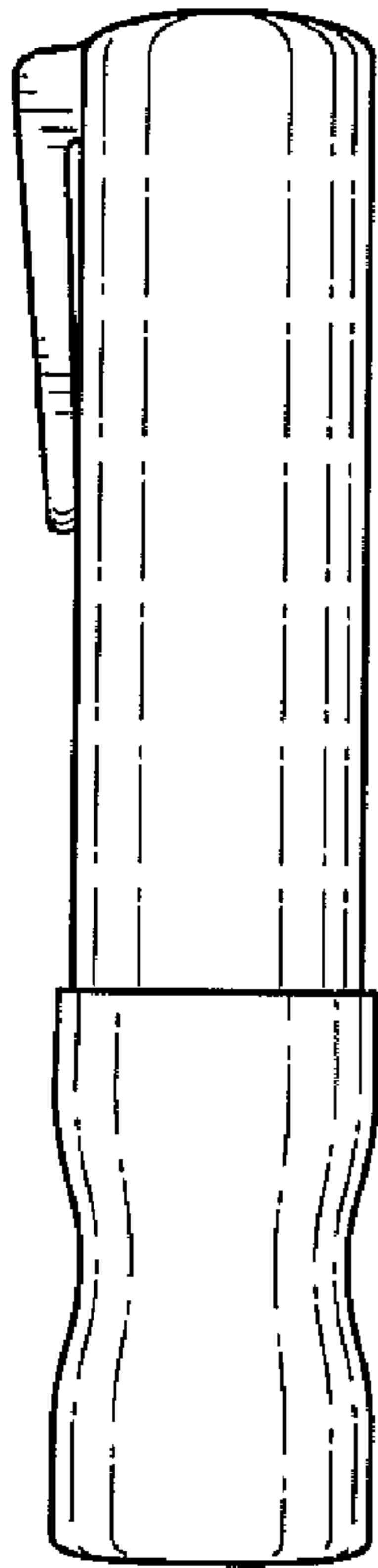


FIG. 2

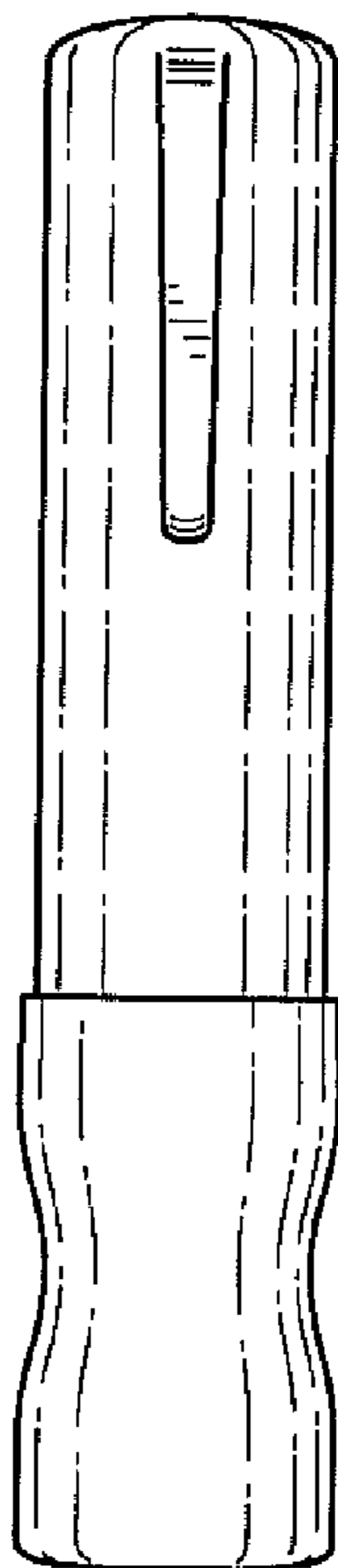


FIG. 3

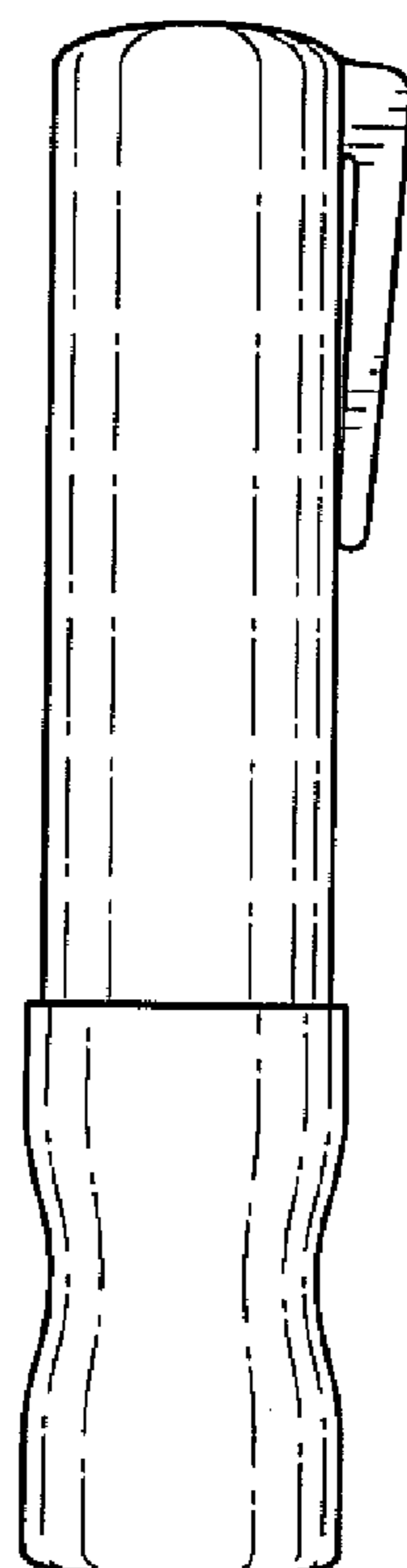


FIG. 4

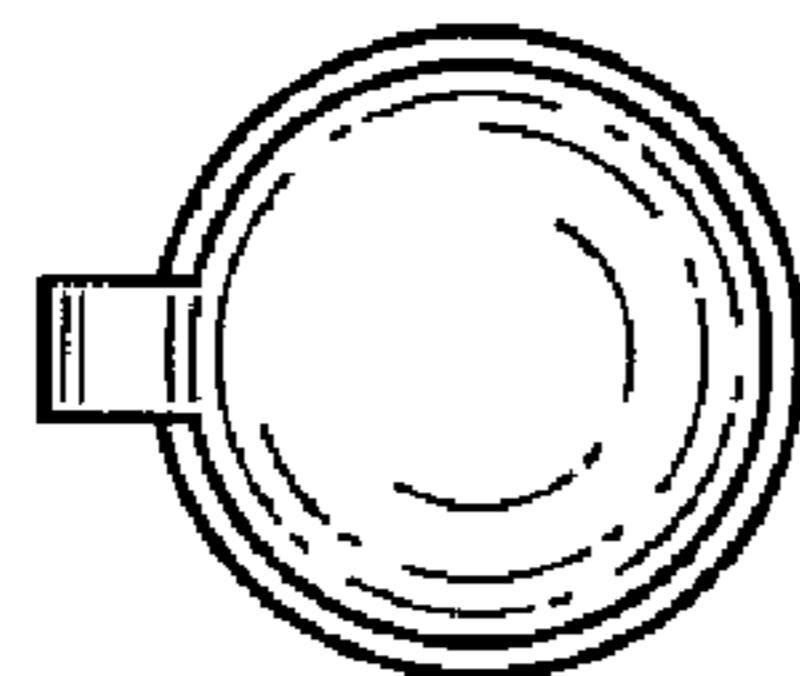


FIG. 5

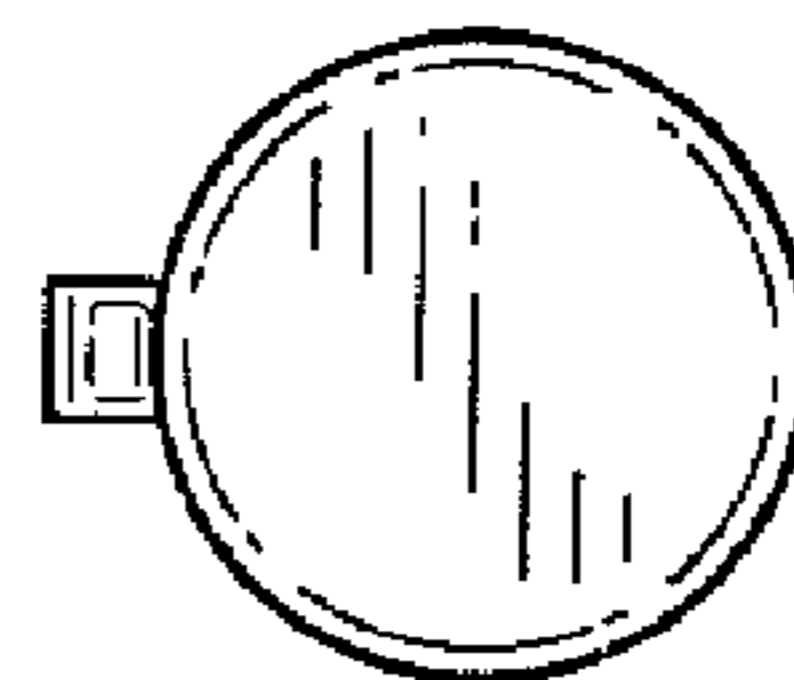


FIG. 6