



US00D586948S

(12) **United States Design Patent**  
**Mayfield, III et al.**

(10) **Patent No.:** **US D586,948 S**

(45) **Date of Patent:** **\*\* Feb. 17, 2009**

(54) **LOUVER ASSEMBLY**

(75) Inventors: **John Thomas Mayfield, III**, Loganville, GA (US); **Stephen Haight Lydecker**, Snellville, GA (US); **Charles T. Faircloth, II**, Covington, GA (US)

(73) Assignee: **Acuity Brands, Inc.**, Atlanta, GA (US)

(\*\*) Term: **14 Years**

(21) Appl. No.: **29/261,959**

(22) Filed: **Jun. 22, 2006**

(51) **LOC (9) Cl.** ..... **26-99**

(52) **U.S. Cl.** ..... **D26/121**

(58) **Field of Classification Search** ..... D26/118, D26/76, 120, 121, 77, 141, 128, 78, 3, 88, D26/85, 87, 65, 67, 68, 81, 84, 155, 145, D26/142, 113, 138, 57, 72, 73, 75, 82, 89, D26/93, 109, 108, 119, 143, 152; D11/90; D25/124; D10/114; D13/135, 134; 362/298, 362/555, 576, 581, 147, 151, 153, 217, 219, 362/235, 241, 279, 290, 297, 325, 404, 405, 362/410, 800

See application file for complete search history.

(56) **References Cited**

**U.S. PATENT DOCUMENTS**

D122,861	S	*	10/1940	Carter, Jr.	.....	D26/77
D128,961	S	*	8/1941	Hrabak	.....	D26/77
D132,144	S	*	4/1942	Hallman	.....	D26/84
D143,641	S	*	1/1946	Biller et al.	.....	D26/121
D155,306	S	*	9/1949	Meyer	.....	D26/77
D156,332	S	*	12/1949	Gilman	.....	D26/77
D160,417	S	*	10/1950	Nitardy	.....	D26/77
2,565,741	A	*	8/1951	Runge	.....	362/224
2,606,998	A	*	8/1952	Wyman et al.	.....	362/220
2,670,429	A	*	2/1954	Tillson	.....	362/354
2,946,880	A	*	7/1960	Picha et al.	.....	362/224
D209,534	S	*	12/1967	Eisenberg	.....	D26/121
3,381,124	A	*	4/1968	Eisenberg	.....	362/354
D240,853	S	*	8/1976	Aronson	.....	D26/77

4,494,175	A	*	1/1985	Gawad et al.	.....	362/150
D300,873	S	*	4/1989	Thompson et al.	.....	D26/74
4,967,324	A	*	10/1990	Barclay	.....	362/147
D329,102	S	*	9/1992	Dieperink	.....	D26/77
5,303,507	A	*	4/1994	Oille	.....	49/74.1
D360,271	S	*	7/1995	Butler	.....	D26/77
D365,409	S	*	12/1995	Lu	.....	D26/77
D378,860	S	*	4/1997	Galletly	.....	D29/77
5,803,585	A	*	9/1998	Littman et al.	.....	362/147
D480,168	S	*	9/2003	Herst et al.	.....	D26/77
D485,932	S	*	1/2004	Crane	.....	D26/76
D520,176	S	*	5/2006	Herst et al.	.....	D26/121
7,108,398	B2	*	9/2006	Holten	.....	362/292

\* cited by examiner

*Primary Examiner*—Cathron C Brooks

*Assistant Examiner*—Kevin K Rudzinski

(74) *Attorney, Agent, or Firm*—Ballard Spahr Andrews & Ingersoll, LLP

(57) **CLAIM**

The ornamental design for a louver assembly, as shown and described.

**DESCRIPTION**

FIG. 1 is a bottom perspective view of a louver assembly of the present invention shown mounted to a light fixture housing;

FIG. 2 is a bottom perspective view of the louver assembly of the present invention;

FIG. 3 top elevational view of the louver assembly of FIG. 2;

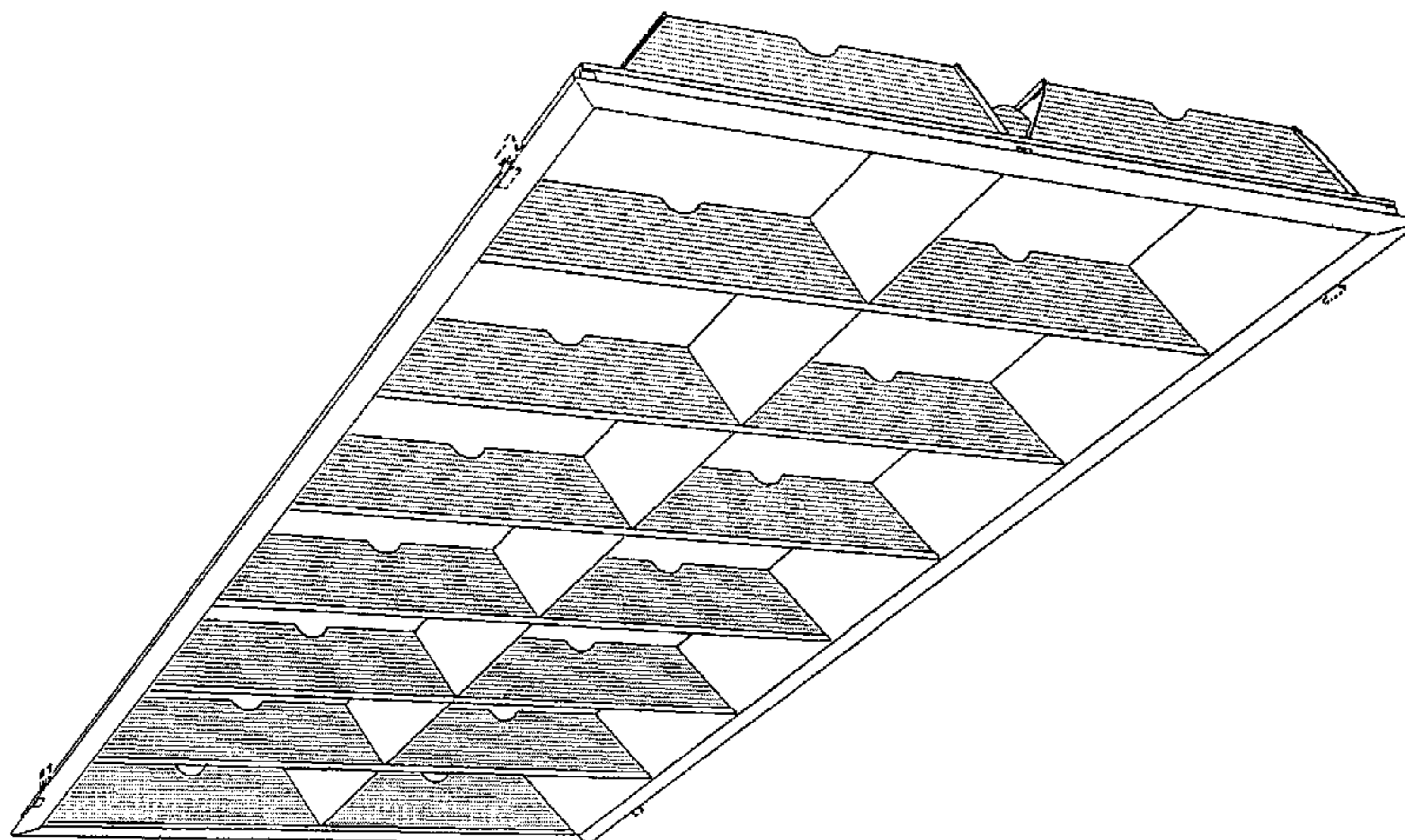
FIG. 4 is a left side elevational view of the louver assembly of FIG. 2, the right, opposite, side of which is a mirror image thereof;

FIG. 5 is a bottom elevational view of the louver assembly of FIG. 2; and,

FIG. 6 is a top perspective view of the louver assembly of FIG. 2.

The broken lines shown throughout the figures are for illustrative purposes only and form no part of the claimed design.

**1 Claim, 6 Drawing Sheets**



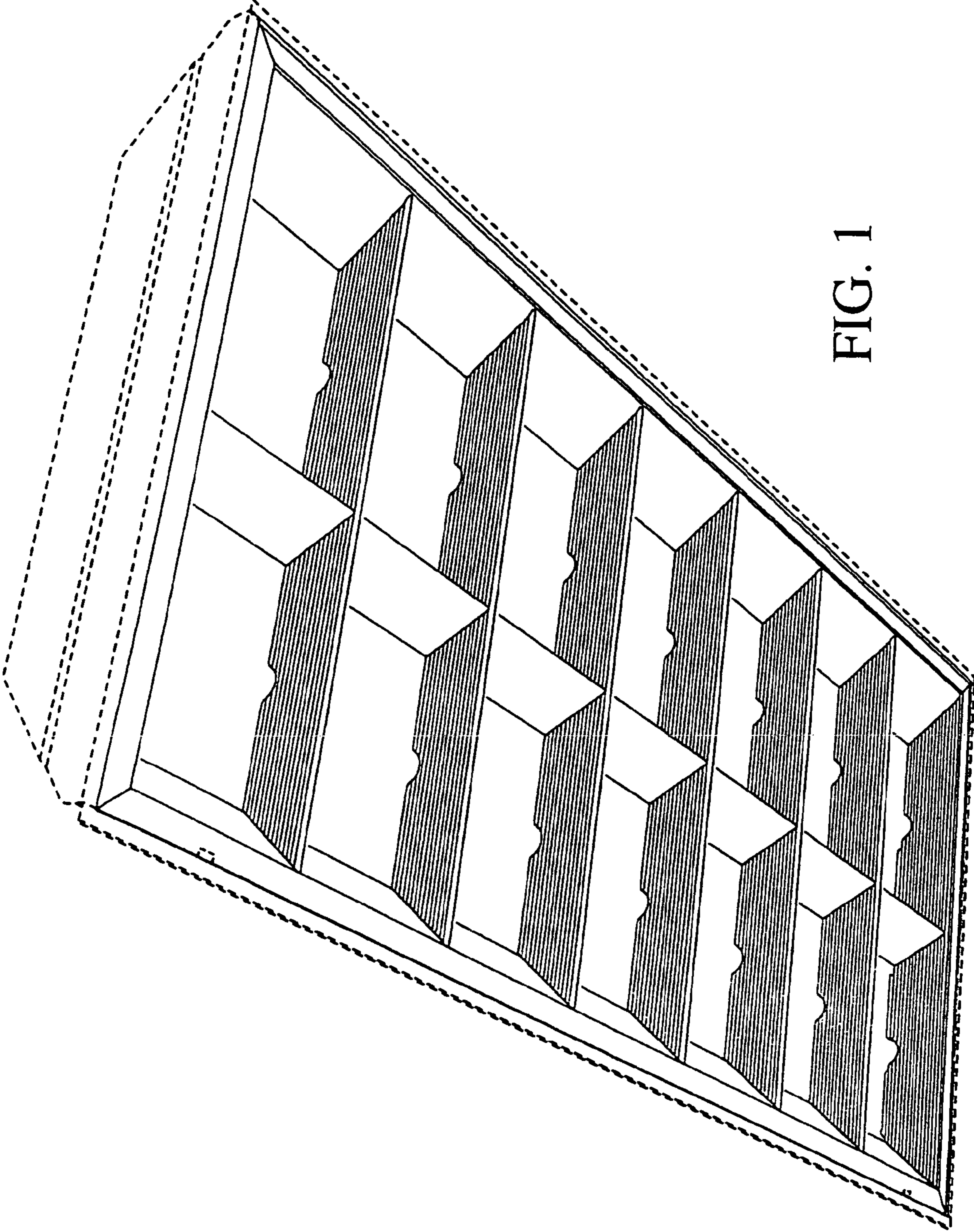


FIG. 1



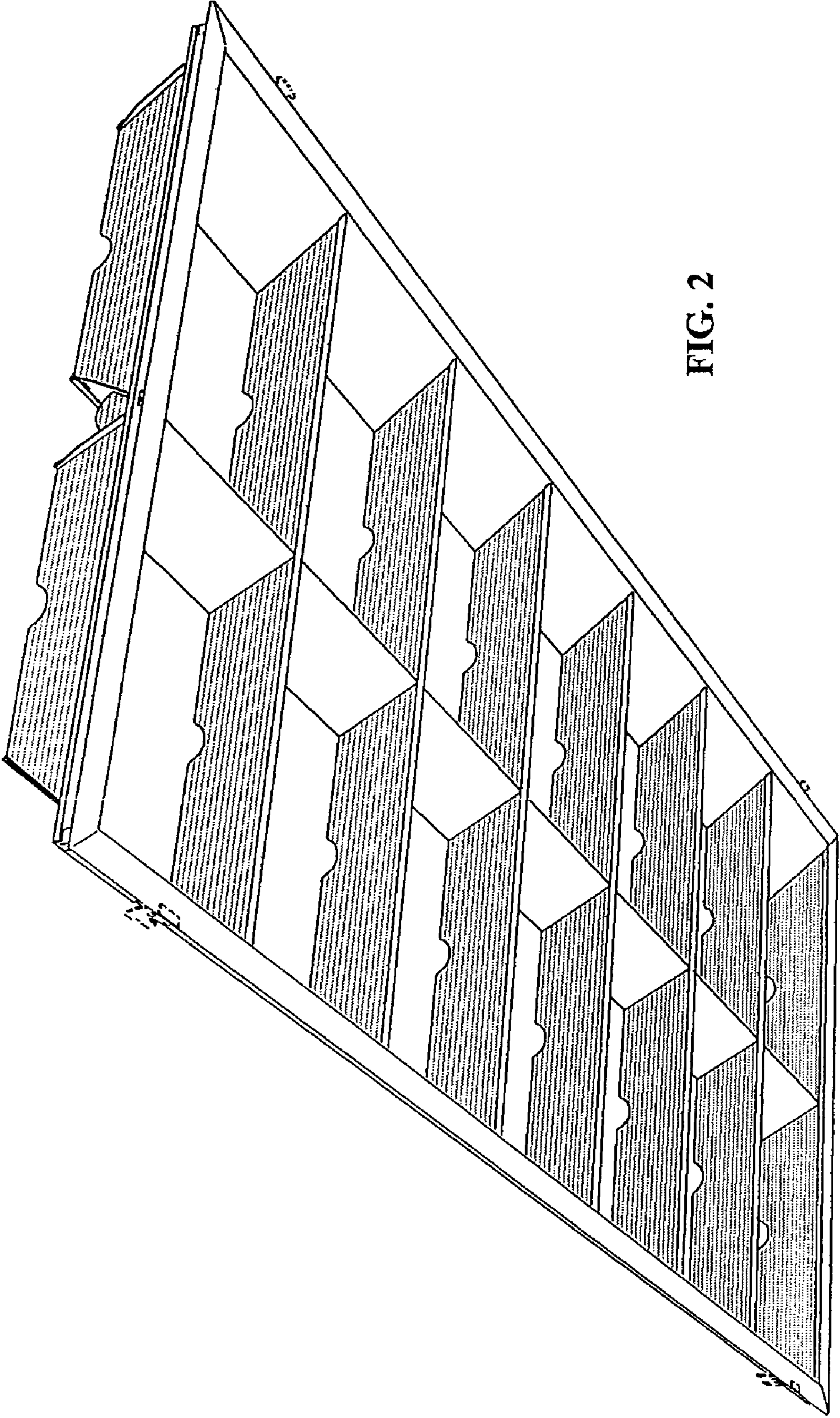


FIG. 2

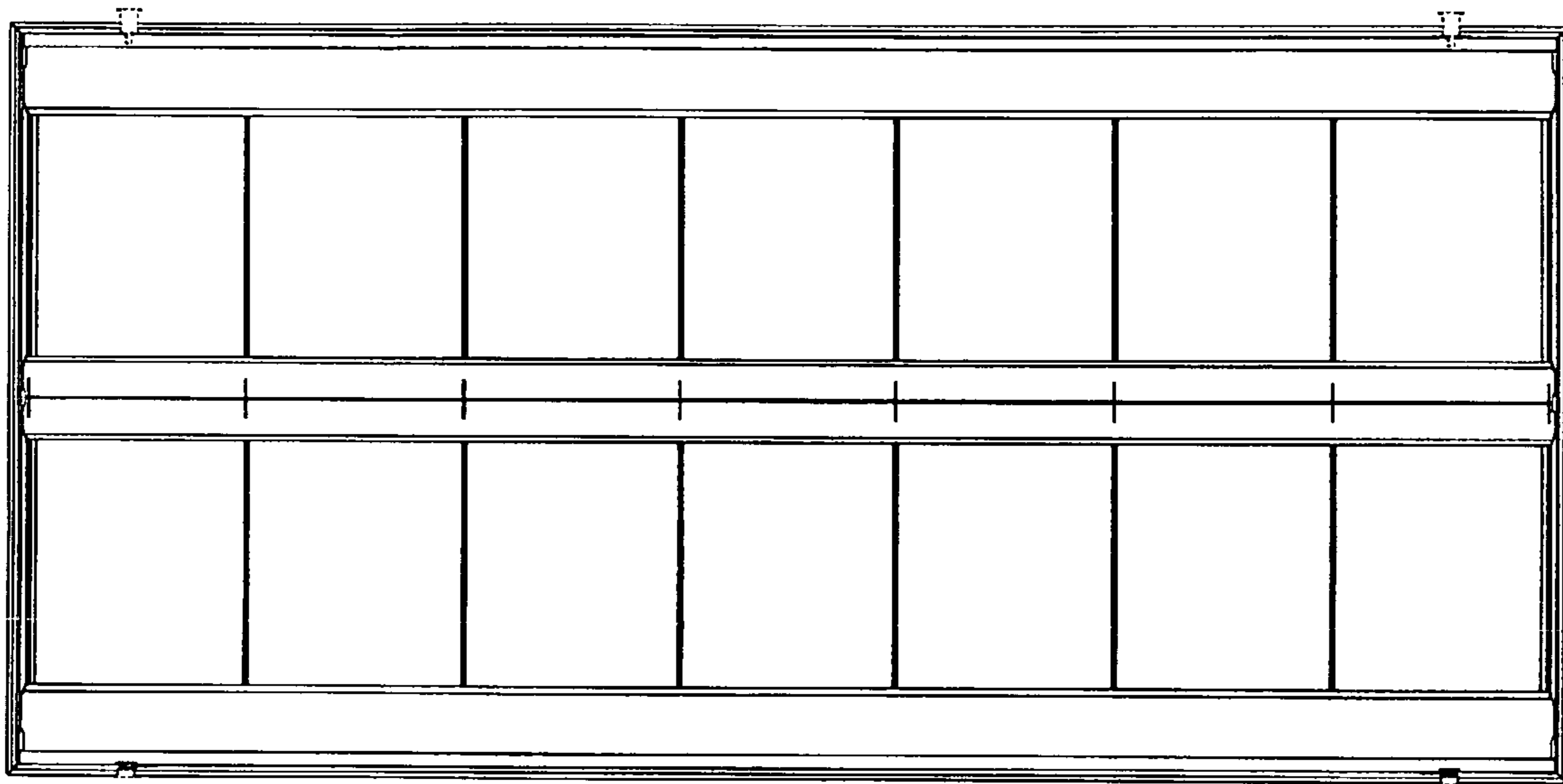


FIG. 3




FIG. 4

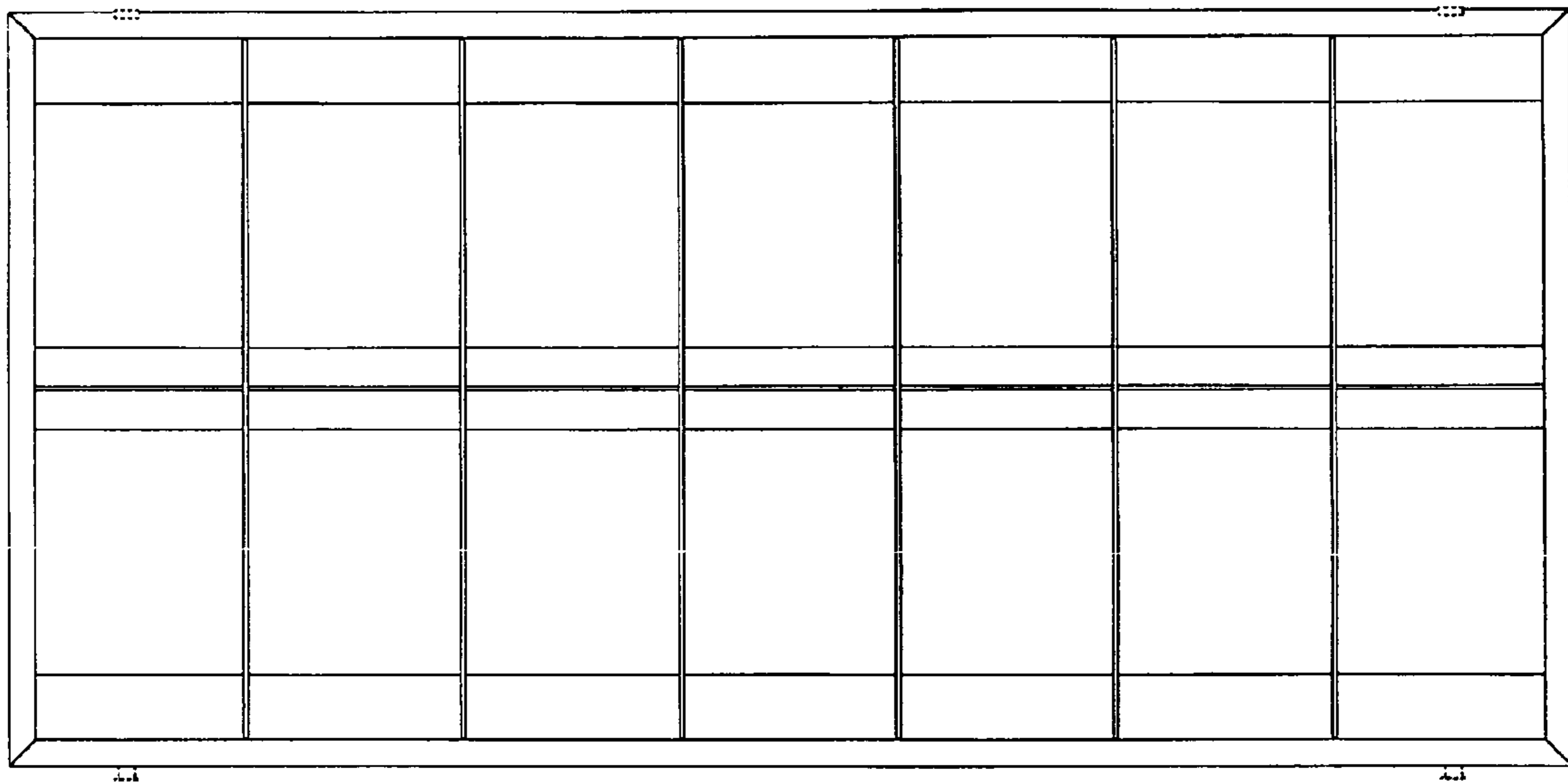


FIG. 5



FIG. 6

