



US00D586938S

(12) **United States Design Patent**  
**Klein**

(10) **Patent No.:** **US D586,938 S**

(45) **Date of Patent:** **\*\* Feb. 17, 2009**

(54) **TABLE LAMP**

(76) Inventor: **Lasse Klein**, Josefines gate 2B, Oslo  
(NO) N-0351

(\*\*) Term: **14 Years**

(21) Appl. No.: **29/318,683**

(22) Filed: **May 26, 2008**

(51) **LOC (9) Cl.** ..... **23-03**

(52) **U.S. Cl.** ..... **D26/104; D26/93**

(58) **Field of Classification Search** ..... D26/1,  
D26/24, 67, 93-94, 104-110; 362/3, 153,  
362/186, 217, 255, 257, 277, 317, 351, 353,  
362/362, 363, 382, 431, 433, 458, 806

See application file for complete search history.

(56) **References Cited**

**U.S. PATENT DOCUMENTS**

|              |        |         |       |         |
|--------------|--------|---------|-------|---------|
| D234,155 S * | 1/1975 | Gellert | ..... | D26/108 |
| D310,729 S * | 9/1990 | Stearns | ..... | D26/110 |
| D368,547 S * | 4/1996 | Chen    | ..... | D26/93  |
| D426,667 S * | 6/2000 | Kaviani | ..... | D26/110 |
| D428,185 S * | 7/2000 | Lau     | ..... | D26/110 |
| D496,125 S * | 9/2004 | Solari  | ..... | D26/104 |
| D517,239 S * | 3/2006 | Starck  | ..... | D26/110 |
| D549,386 S * | 8/2007 | Zuloff  | ..... | D26/93  |

**OTHER PUBLICATIONS**

“PH Table Light” designed by Poul Henningsen, “1000 Lights” (eds. Charlotte & Peter Fiell) 2006, p. 154.\*

“Bilia Table Light” designed by Gio Ponti, “1000 Lights” (eds. Charlotte & Peter Fiell) 2006, p. 219.\*

Image from the motion picture “The Ring”, released Oct. 2, 2002, showing a table lamp in the form a flying saucer atop a base representing a puff of smoke from “rocket” exhaust.

\* cited by examiner

*Primary Examiner*—Brian N Vinson

(74) *Attorney, Agent, or Firm*—Christian D. Abel

(57) **CLAIM**

The ornamental design for a table lamp, as shown.

**DESCRIPTION**


FIG. 1 is a perspective view of the table lamp according to the design.

FIG. 2 is a side elevation view of the table lamp according to the design.

FIG. 3 is a top view of the table lamp according to the design; and,

FIG. 4 is a bottom view of the table lamp according to the design.

**1 Claim, 4 Drawing Sheets**






FIG. 1

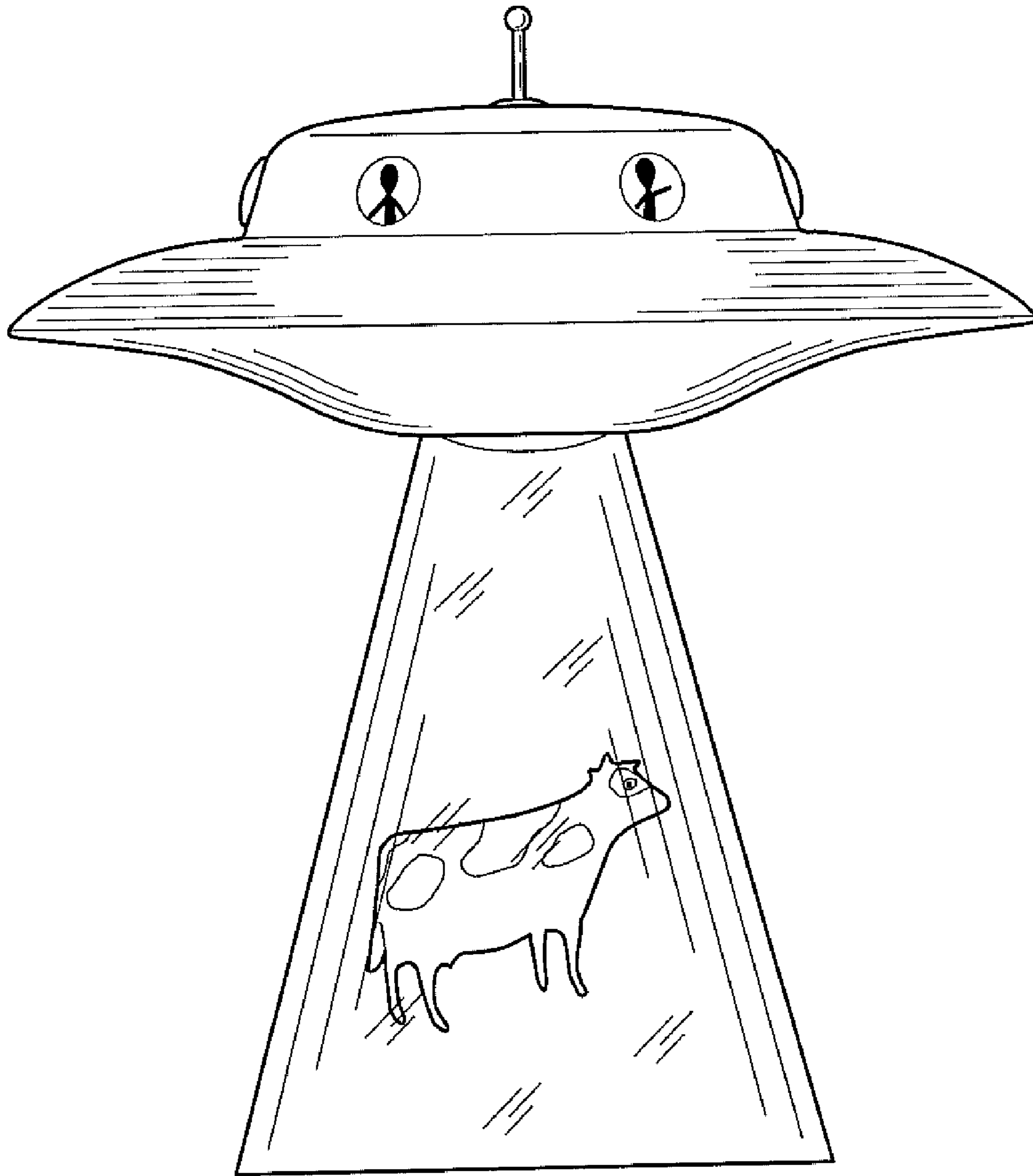


FIG. 2

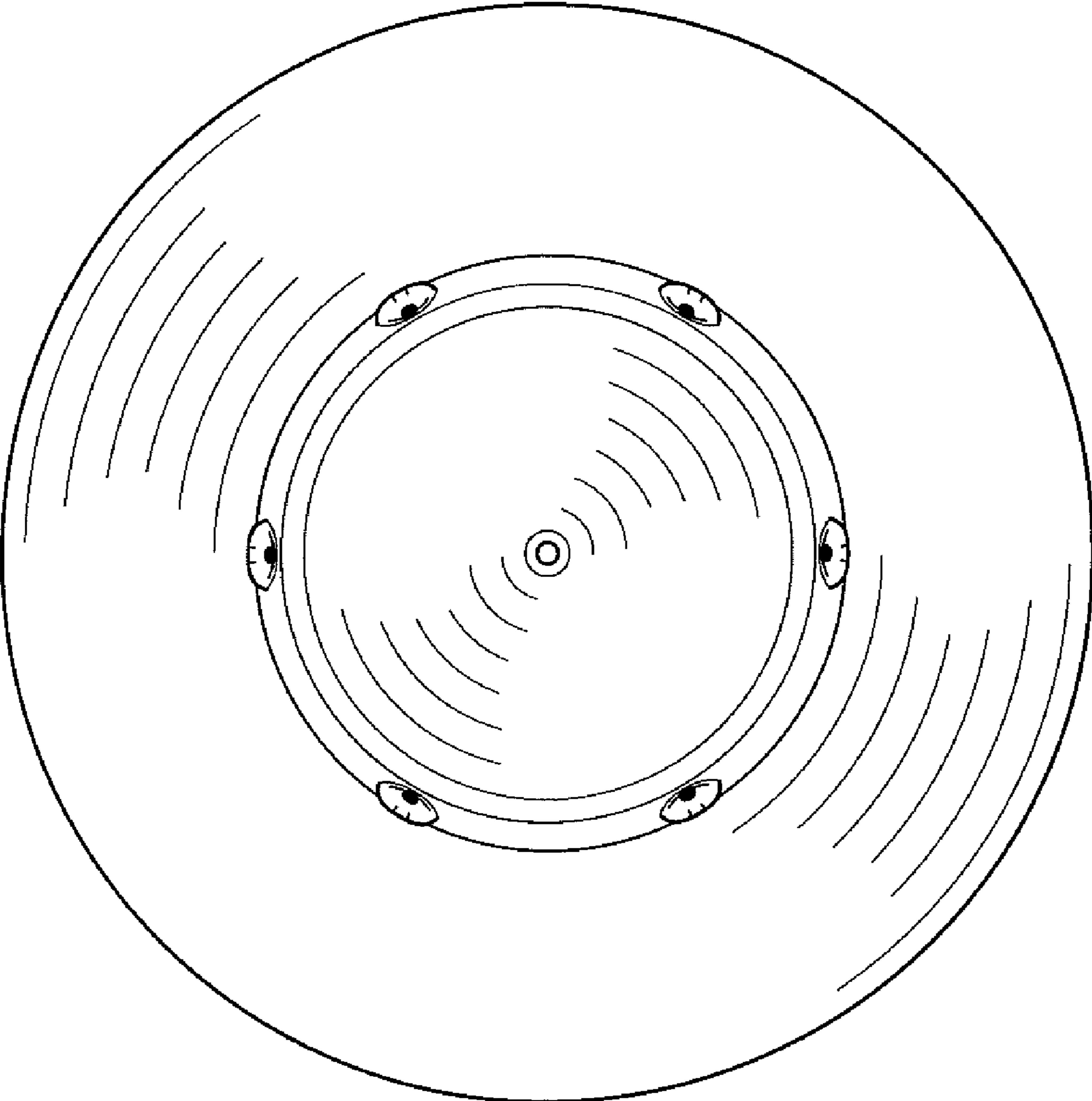


FIG. 3

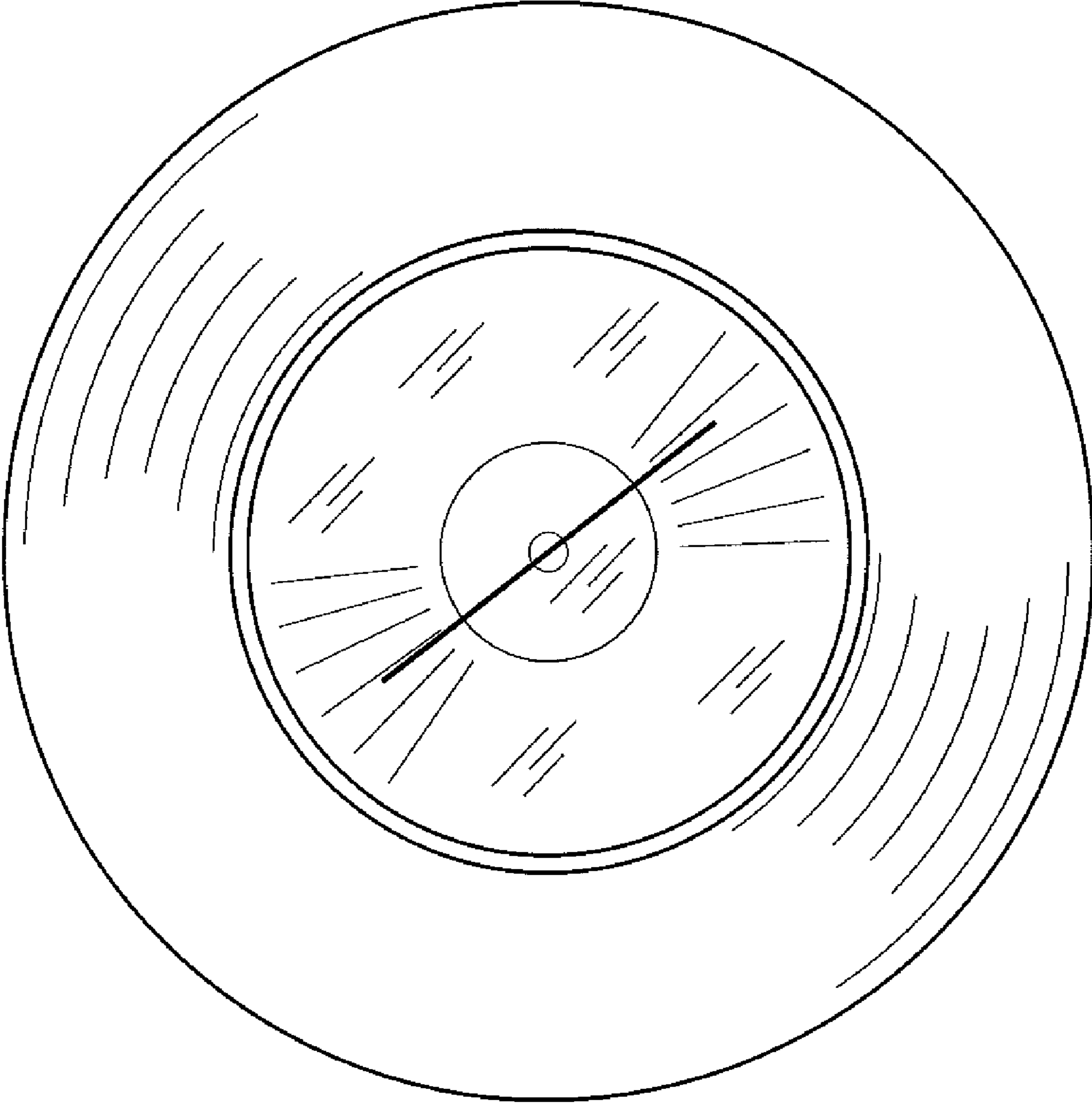


FIG. 4