



US00D586898S

(12) **United States Design Patent**
Lammel et al.

(10) **Patent No.:** **US D586,898 S**
(45) **Date of Patent:** **** Feb. 17, 2009**

(54) **HANDSHOWER SET**

(75) Inventors: **Michael Lammel**, Aachen (DE);
Michael Zeisel, Aachen (DE)

(73) Assignee: **Hansa Metallwerke AG**, Stuttgart (DE)

(**) Term: **14 Years**

(21) Appl. No.: **29/291,414**

(22) Filed: **Aug. 28, 2007**

(30) **Foreign Application Priority Data**

Mar. 5, 2007 (EM) 000682190

(51) **LOC (9) Cl.** **23-02**

(52) **U.S. Cl.** **D23/304**

(58) **Field of Classification Search** D23/275,
D23/283, 303-304; 4/570, 615, 661, 900;
D8/363, 377; 248/229.1, 218.4

See application file for complete search history.

(56) **References Cited**

U.S. PATENT DOCUMENTS

- D443,685 S * 6/2001 Gottwald D23/304
- D484,226 S * 12/2003 Cropelli D23/304
- D489,798 S * 5/2004 Hunt D23/304
- D565,711 S * 4/2008 Giggs et al. D23/304

* cited by examiner

Primary Examiner—Robert A Delehanty

(74) *Attorney, Agent, or Firm*—Factor & Lake, Ltd.

(57) **CLAIM**

The ornamental design for handshower set, as shown as shown and described.

DESCRIPTION

This application is related to U.S. patent application Ser. Nos. 29/291,404, entitled Handshower Set; 29/291,403, entitled Handshower Holder; 29/291,413, entitled Handshower Holder; and, 29/291,415, entitled Handshower Set—all of which were simultaneously filed on Aug. 28, 2007.

FIG. 1 is a perspective view of the handshower set showing a new ornamental design thereof;

FIG. 2 is a front elevation view of the handshower set shown in FIG. 1;

FIG. 3 is a rear elevation view of the handshower set shown in FIG. 1;

FIG. 4 is a right side elevation view of the handshower set shown in FIG. 1 with the neck of the holder being straight;

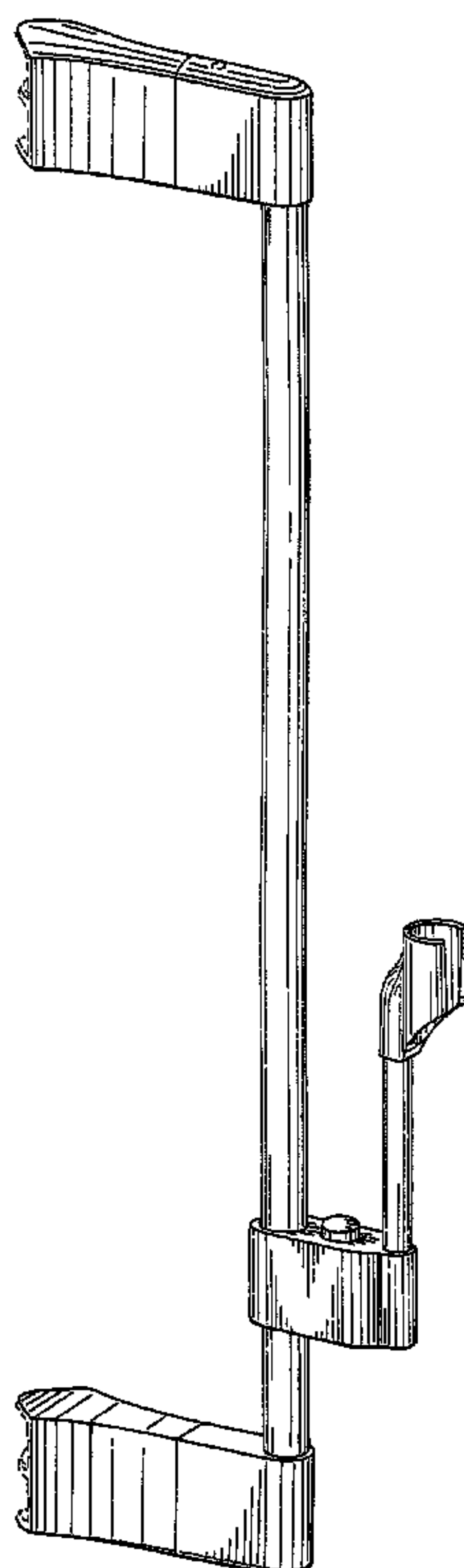
FIG. 5 is a left side elevation view of the handshower holder shown in FIG. 1 with the neck of the holder being shown in an alternate bent position;

FIG. 6 is a top plan view of the handshower set shown in FIG. 1; and,

FIG. 7 is a bottom plan view of the handshower set shown in FIG. 1.

The broken lines are included for the purpose of illustrating a portion of the handshower set that forms no part of the claimed design.

1 Claim, 3 Drawing Sheets



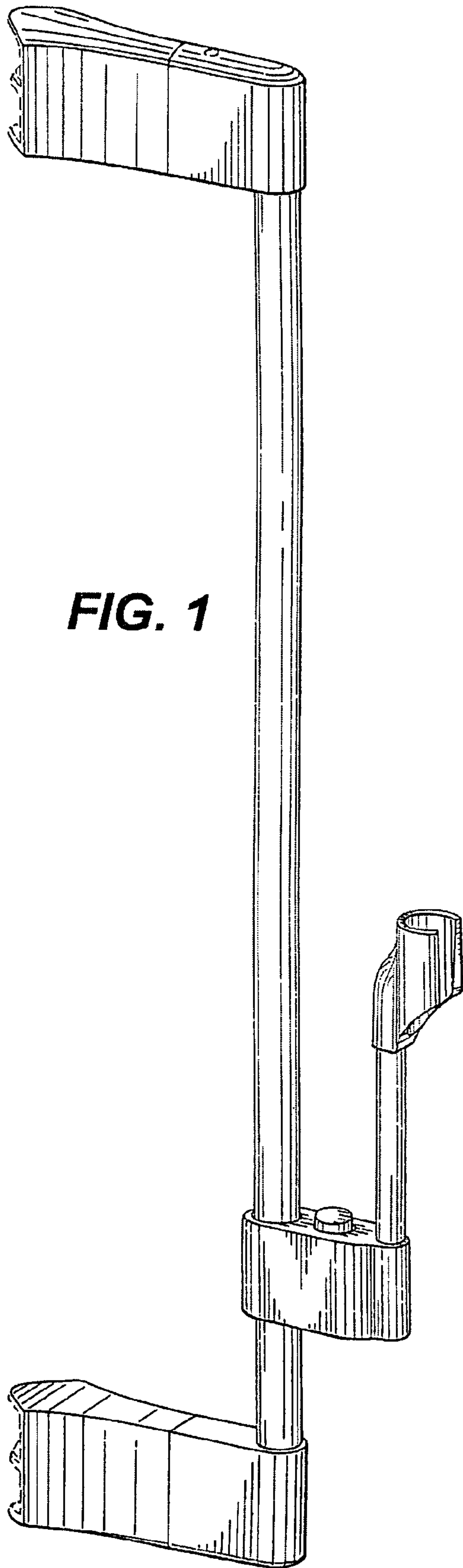


FIG. 1

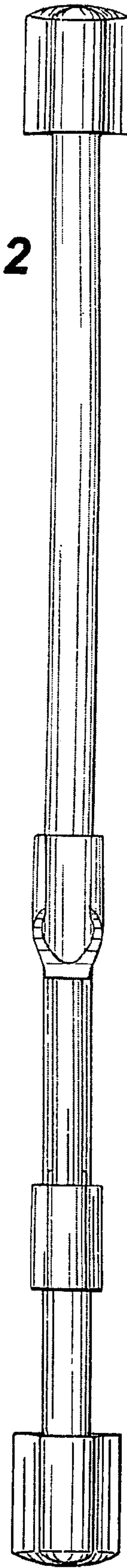
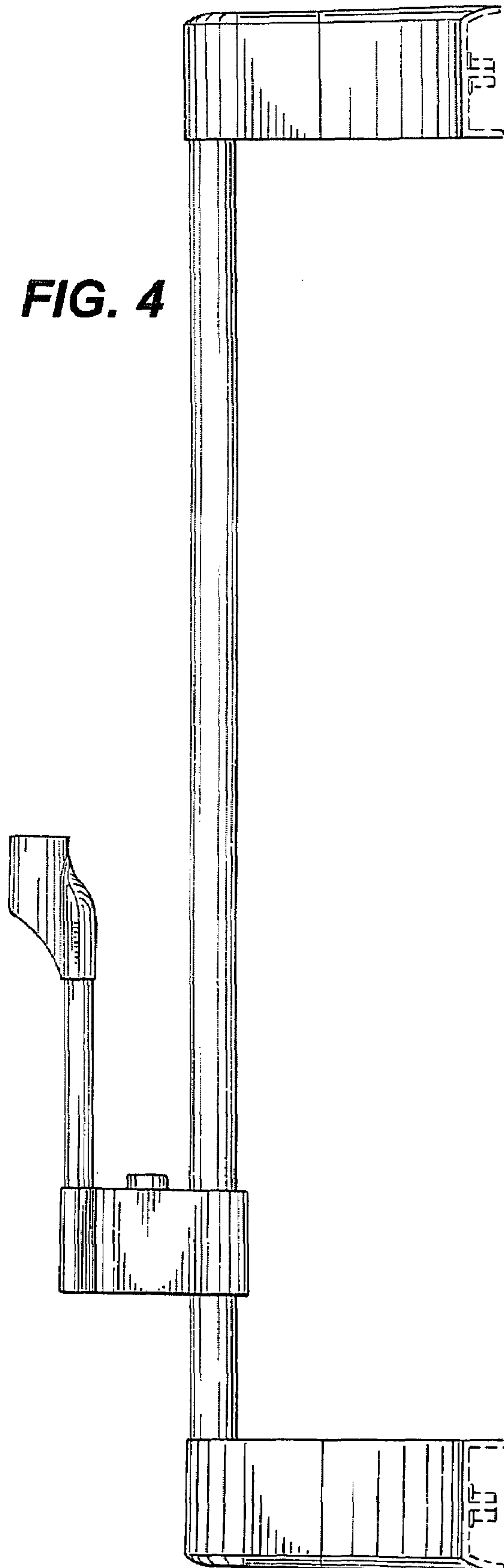
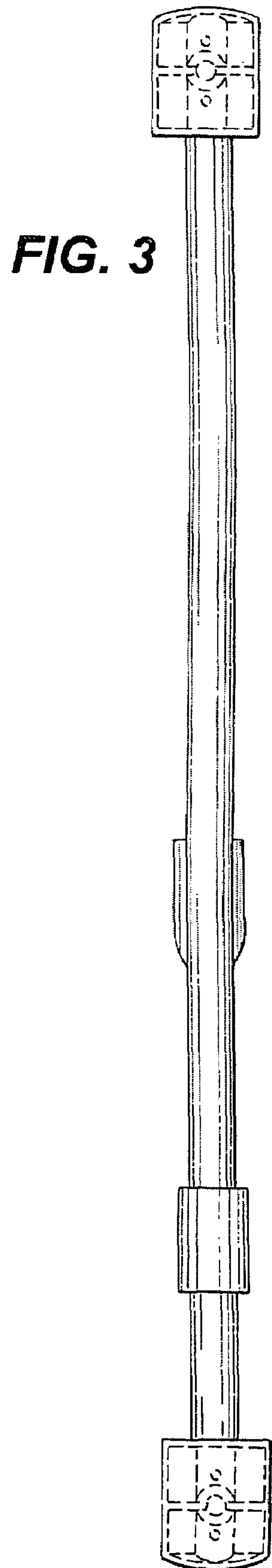


FIG. 2



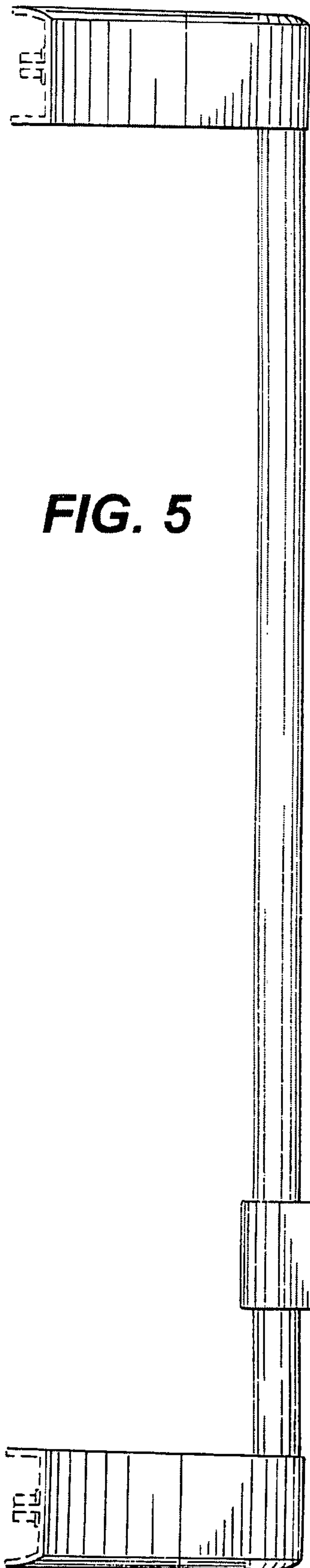


FIG. 5

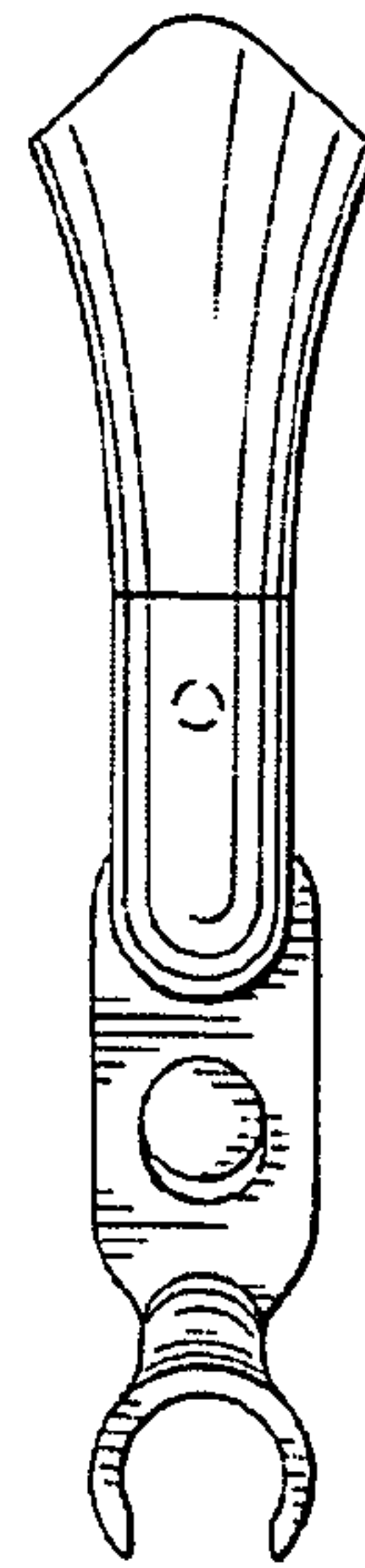


FIG. 6

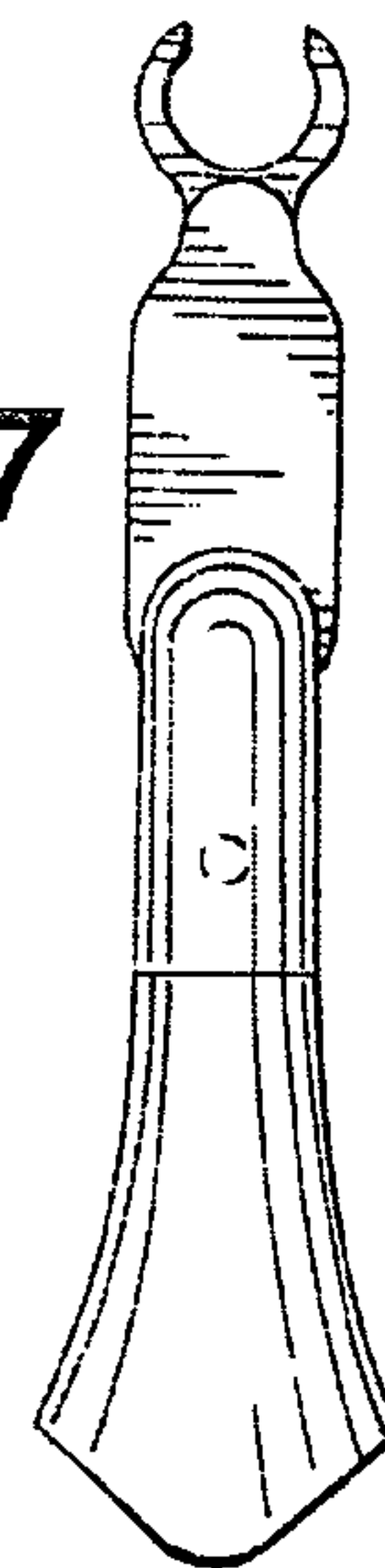


FIG. 7