



US00D586889S

(12) **United States Design Patent**  
**Thomas et al.**

(10) **Patent No.:** **US D586,889 S**  
(45) **Date of Patent:** **\*\* Feb. 17, 2009**

(54) **SEAL**  
(75) Inventors: **Kurt Judson Thomas**, Indianapolis, IN (US); **Michael Scot Rosko**, Greenwood, IN (US); **Jeffrey L. Moore**, Frankfort, IN (US); **Derek Allen Brown**, Lizton, IN (US)  
(73) Assignee: **Masco Corporation of Indiana**, Indianapolis, IN (US)

6,640,357 B1 11/2003 Chang  
6,920,899 B2 7/2005 Haenlein et al.  
6,981,693 B1 1/2006 Chang  
7,108,012 B2 \* 9/2006 Rosko et al. .... 137/625.4  
D548,823 S \* 8/2007 Matsumoto et al. .... D23/363  
2004/0187261 A1 9/2004 Haenlein  
2004/0231735 A1 11/2004 Haenlein et al.  
2006/0016491 A1 1/2006 Rosko et al.  
2006/0037650 A1 2/2006 Huang  
2007/0017585 A1 \* 1/2007 Rosko et al. .... 137/625.4  
2008/0023085 A1 \* 1/2008 Rosko et al. .... 137/625.4

(\*\*) Term: **14 Years**

FOREIGN PATENT DOCUMENTS

(21) Appl. No.: **29/292,219**

EP 0 665 394 8/1995

(22) Filed: **Oct. 3, 2007**

\* cited by examiner

(51) **LOC (9) Cl.** ..... **23-01**  
(52) **U.S. Cl.** ..... **D23/269**  
(58) **Field of Classification Search** ..... D23/259-269;  
137/1, 270, 596, 596.12-596.18, 625.64-625.65,  
137/625.69, 625.46-625.48, 625.4, 625.3,  
137/625.23, 625.21, 627.5, 66  
See application file for complete search history.

*Primary Examiner*—T. Chase Nelson  
*Assistant Examiner*—Eric L Goodman  
(74) *Attorney, Agent, or Firm*—Leon E. Redman; Baker & Daniels LLP

(57) **CLAIM**

The ornamental design for a seal, as shown and described.

(56) **References Cited**

**DESCRIPTION**

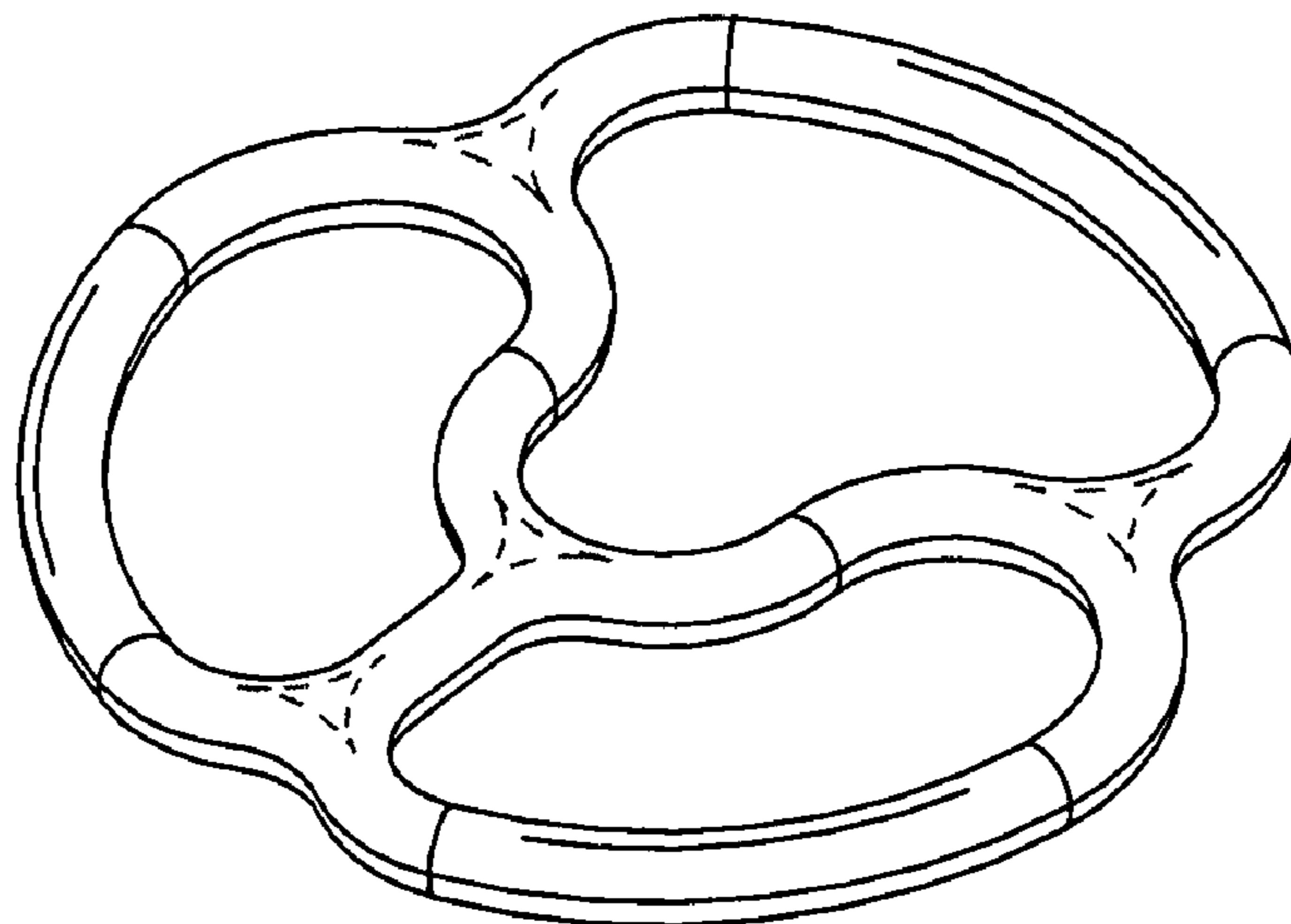
U.S. PATENT DOCUMENTS

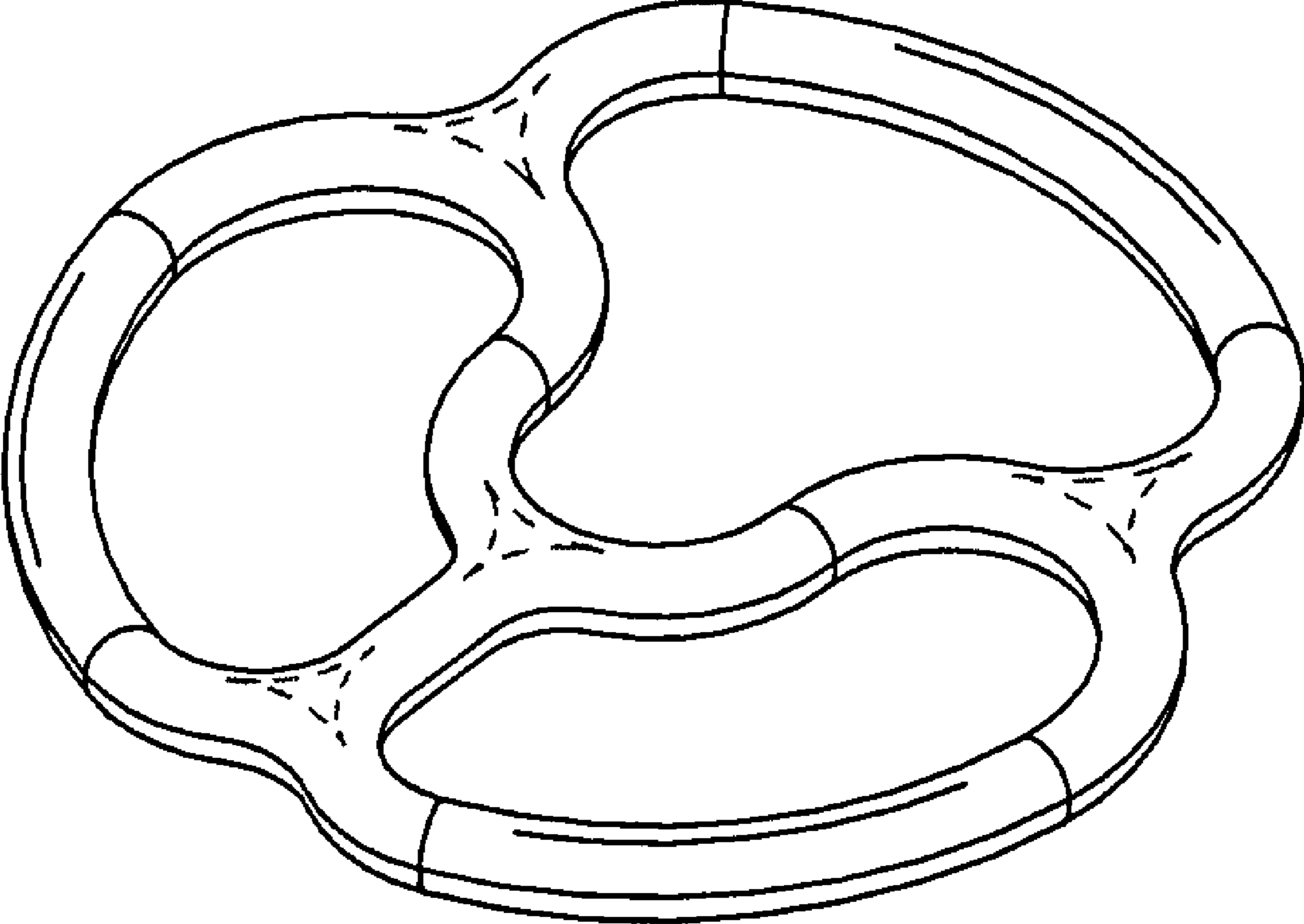
D208,899 S \* 10/1967 Relsman ..... D1/120  
5,070,906 A 12/1991 Orlandi  
5,402,819 A 4/1995 Bosio  
5,402,827 A 4/1995 Gonzalez  
5,655,566 A 8/1997 Tres Casas  
5,806,552 A 9/1998 Martin, Jr.  
5,839,464 A 11/1998 O'Hara et al.  
5,853,023 A 12/1998 Orlandi et al.  
5,857,489 A 1/1999 Chang  
6,032,686 A 3/2000 O'Hara et al.  
6,123,105 A 9/2000 Yang  
6,131,600 A 10/2000 Change  
6,202,693 B1 3/2001 Bollo  
D447,222 S \* 8/2001 Mathers ..... D23/269  
6,439,581 B1 8/2002 Chang

FIG. 1 is an upper perspective view of a seal of the present design application;  
FIG. 2 is a top plan view of the seal of FIG. 1;  
FIG. 3 is a right side elevational view of the seal of FIG. 1;  
FIG. 4 is a left side elevational view of the seal of FIG. 1;  
FIG. 5 is a bottom plan view of the seal of FIG. 1;  
FIG. 6 is a rear elevational view of the seal of FIG. 1; and,  
FIG. 7 is a front elevational view of the seal of FIG. 1.

The broken lines in FIGS. 1, 2, and 5 are for purposes of illustrating portions of the seal that form no part of the claimed design.

**1 Claim, 2 Drawing Sheets**





**FIG. 1**




FIG. 6




FIG. 4




FIG. 3

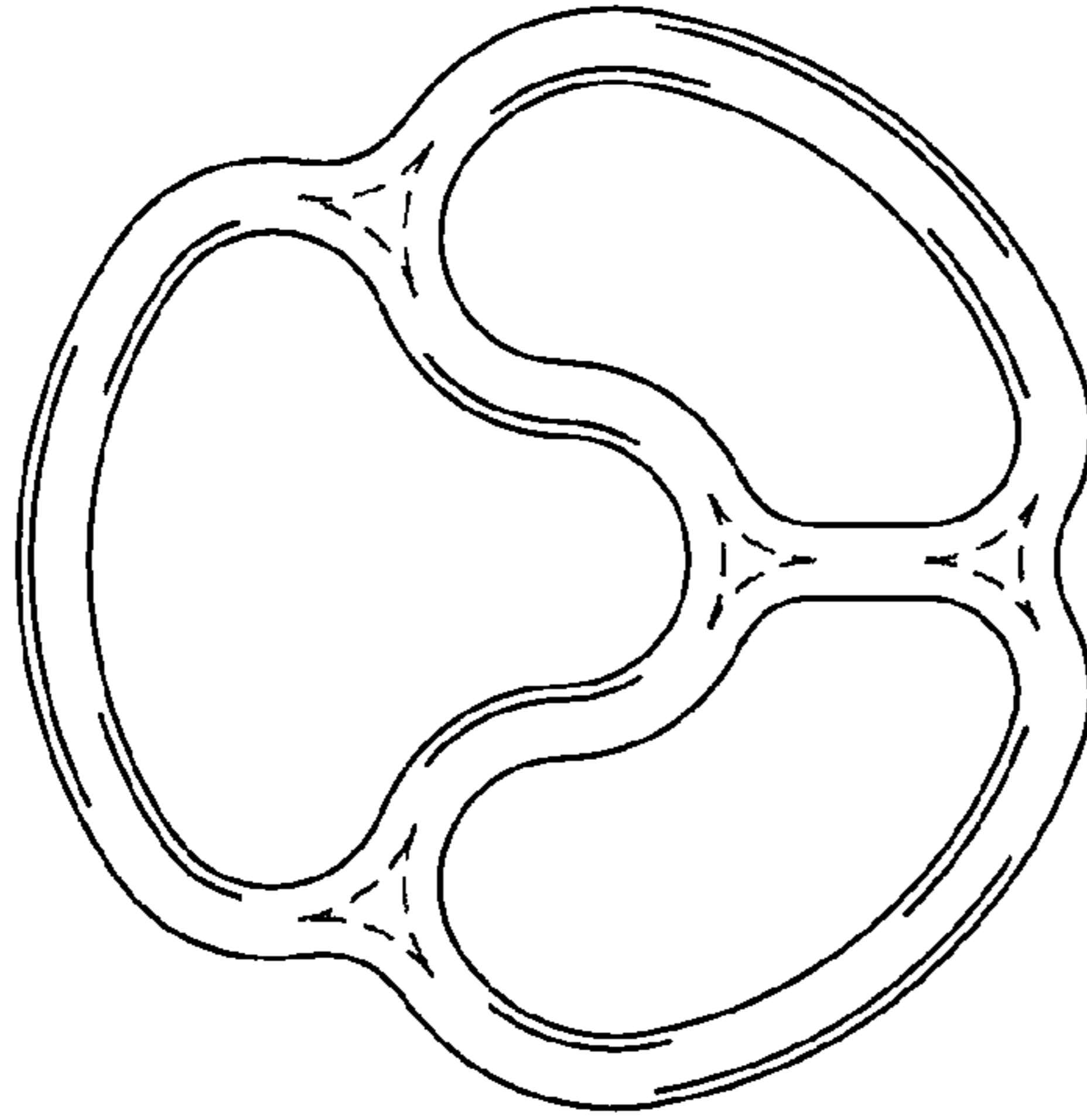


FIG. 2

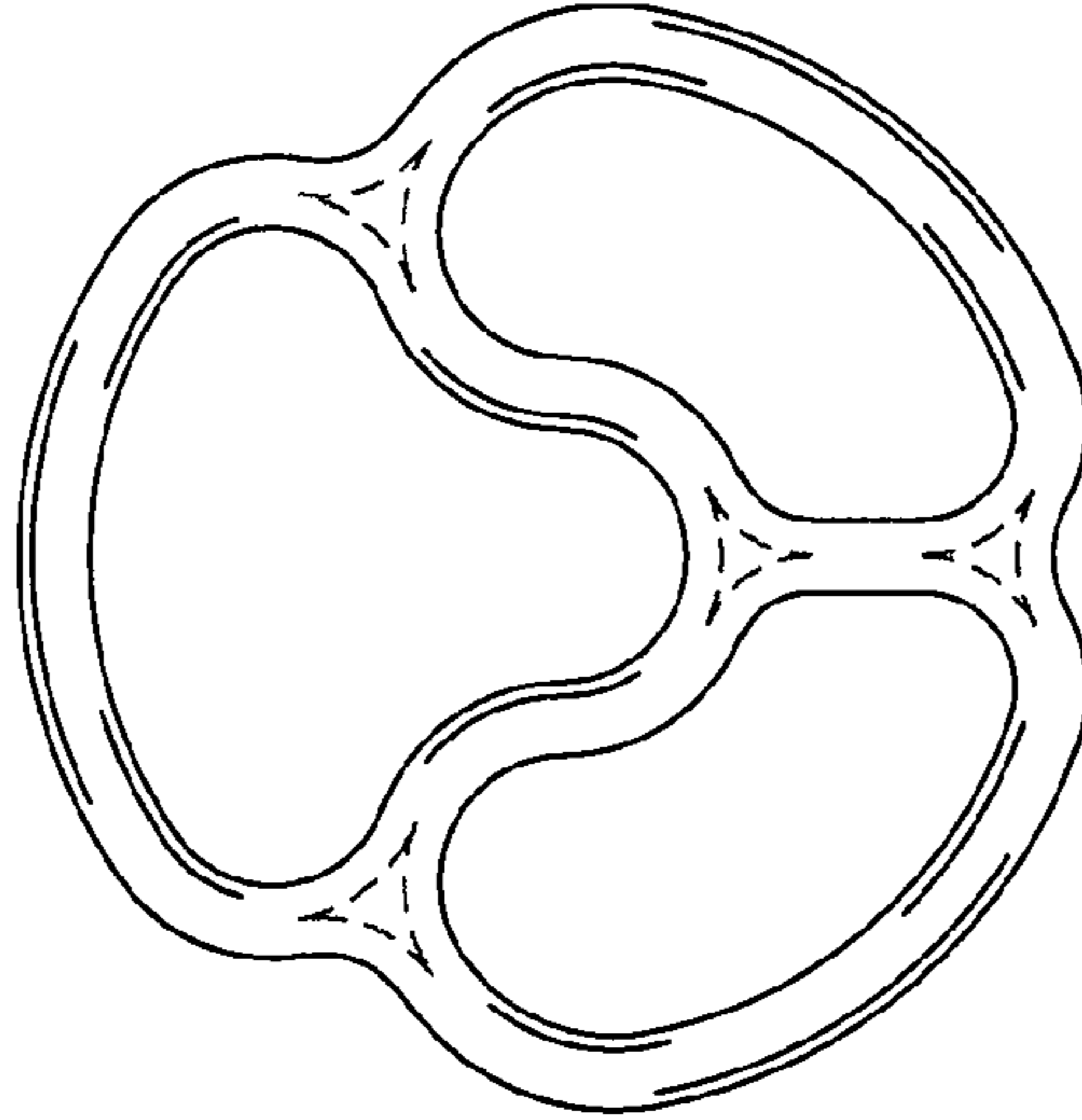


FIG. 5



FIG. 7