



US00D586871S

(12) **United States Design Patent**
Vessey

(10) **Patent No.:** **US D586,871 S**

(45) **Date of Patent:** **** Feb. 17, 2009**

(54) **POOL FLOAT**

(75) Inventor: **Jay Vessey**, Tampa, FL (US)

(73) Assignee: **Florida Pool Products, Inc.**, Clearwater, FL (US)

(**) Term: **14 Years**

(21) Appl. No.: **29/317,818**

(22) Filed: **May 7, 2008**

(51) **LOC (9) Cl.** **21-02**

(52) **U.S. Cl.** **D21/803; D21/809**

(58) **Field of Classification Search** D21/769-770,
D21/801, 803, 809; D6/392, 596, 601, 604;
472/128-129; D12/5, 6, 316; 114/253, 345-346;
441/35, 66, 40-42, 129-132

See application file for complete search history.

(56) **References Cited**

U.S. PATENT DOCUMENTS

D299,941 S *	2/1989	Chang	D12/306
D308,403 S *	6/1990	LaForce, Jr.	D21/809
D314,116 S *	1/1991	Reed	D6/601
D335,999 S *	6/1993	Van Driessche	D6/604
D343,980 S *	2/1994	Torchia	D6/596

D357,156 S * 4/1995 Wolfe D6/596

D487,130 S * 2/2004 Peterson D21/809

D504,045 S * 4/2005 Rediske D6/601

D544,061 S * 6/2007 Kuchler D21/803

2005/0172882 A1* 8/2005 Yung 114/345

* cited by examiner

Primary Examiner—Janice E Seeger

Assistant Examiner—Zenita I Bennett

(74) *Attorney, Agent, or Firm*—Larson & Larson; Frank Liebenow

(57) **CLAIM**

I claim the ornamental design for a pool float, as shown and described.

DESCRIPTION

FIG. 1 is a top plan view of the pool float, showing my novel design;

FIG. 2 is a bottom plan view thereof;

FIG. 3 is a left side view thereof;

FIG. 4 is a right side view thereof;

FIG. 5 is a front elevation view thereof; and,

FIG. 6 is a rear elevation view thereof.

1 Claim, 3 Drawing Sheets

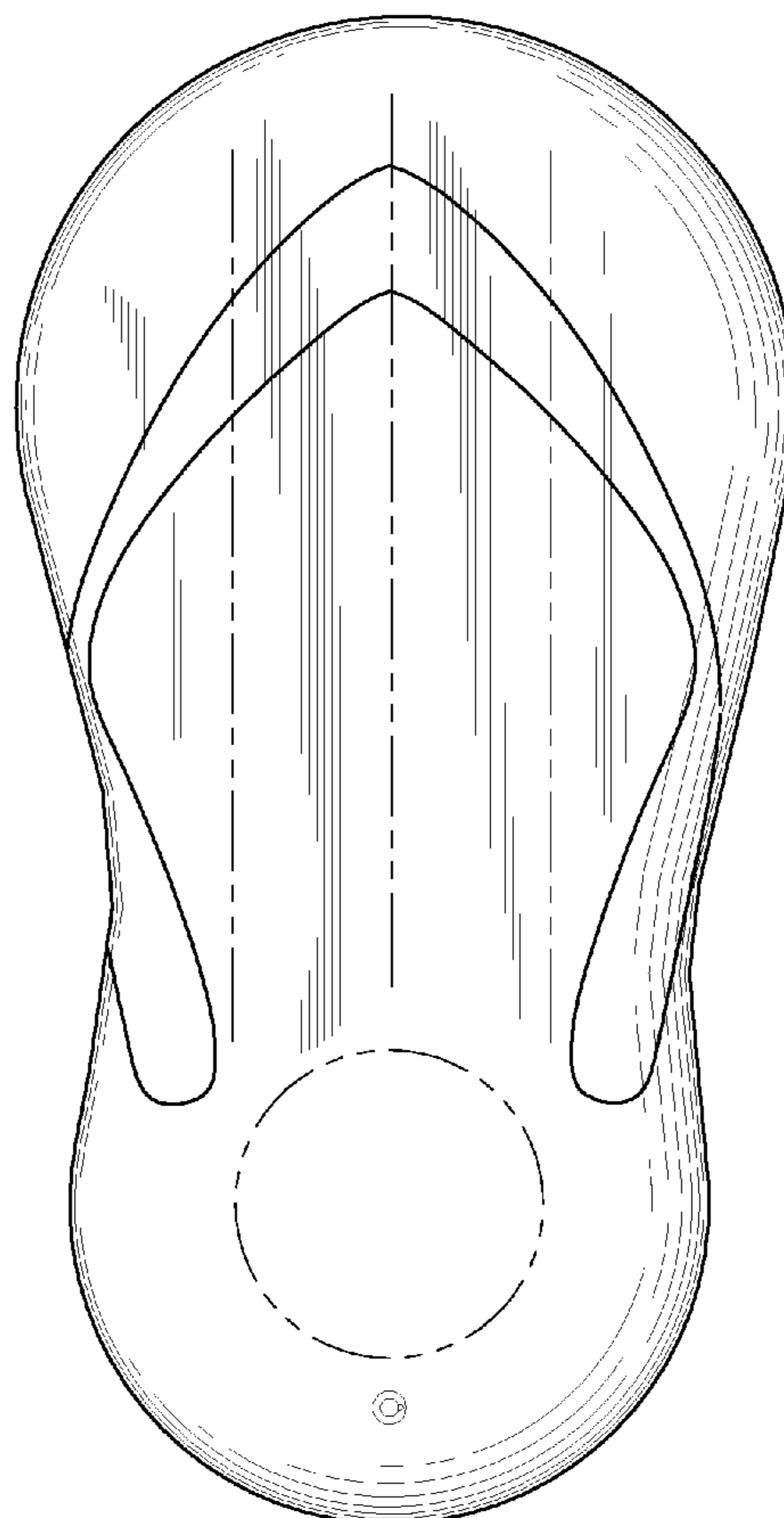


FIG. 1

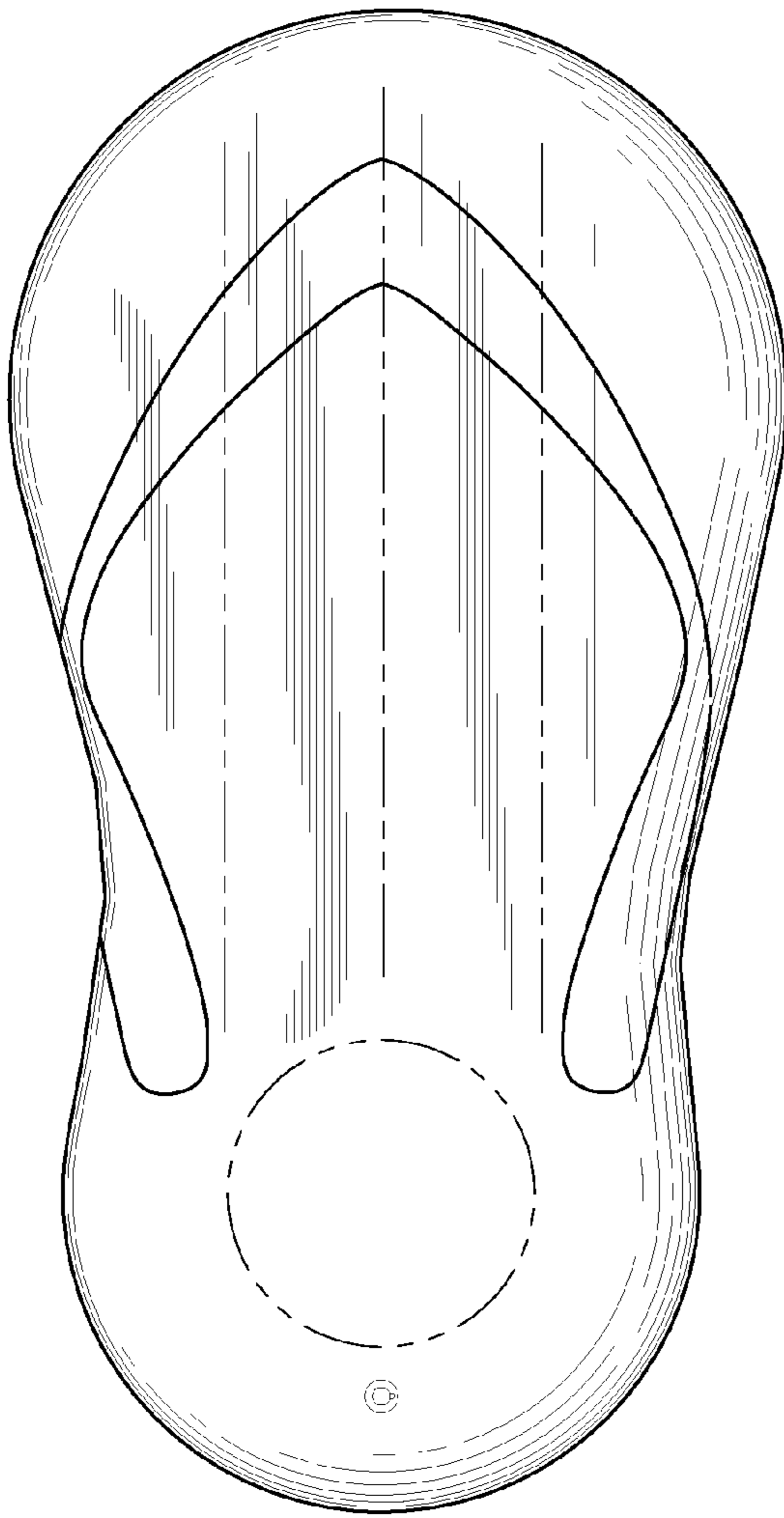


FIG. 2

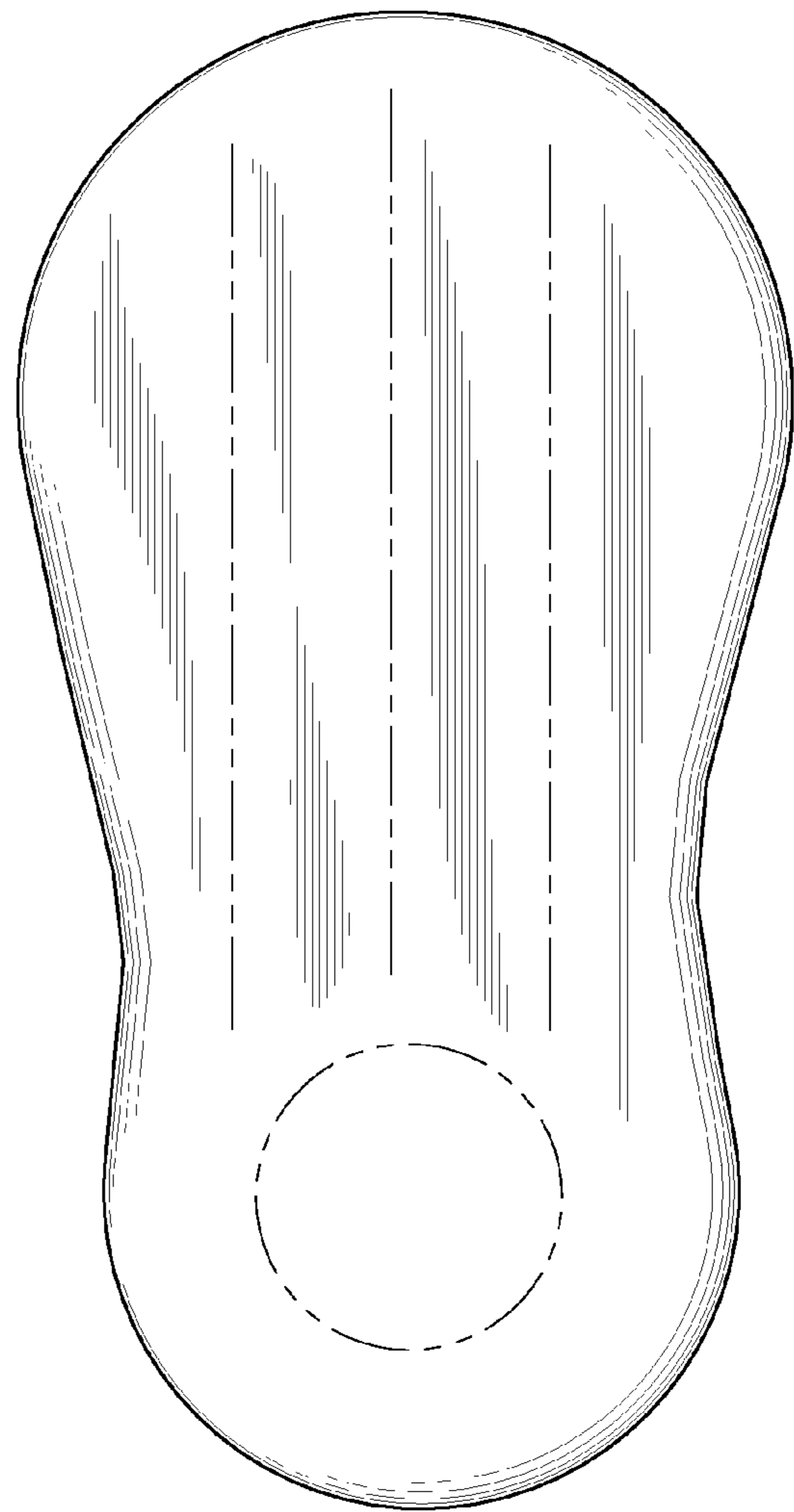


FIG. 3

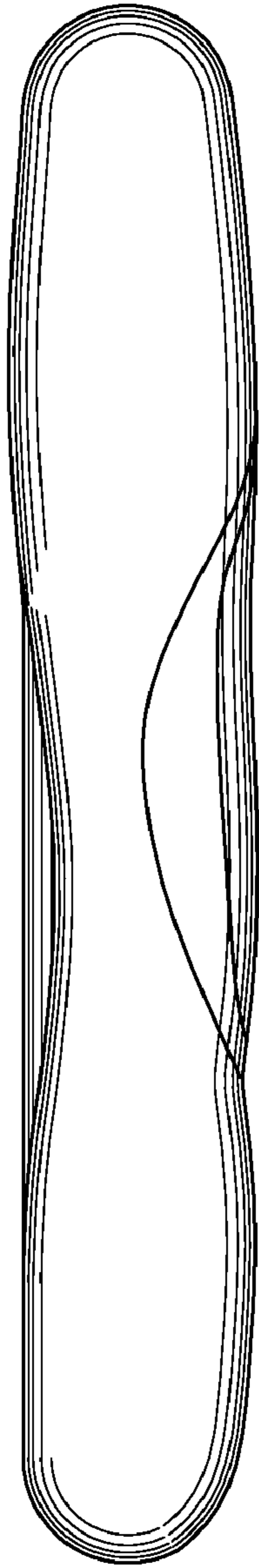


FIG. 4

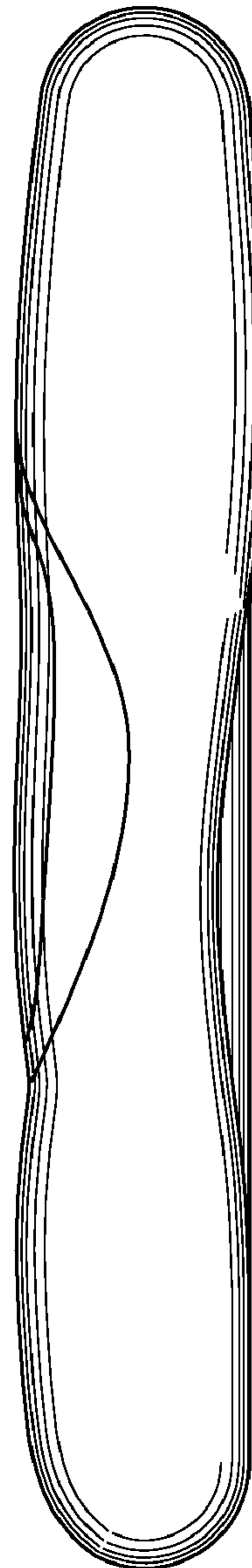


FIG. 5

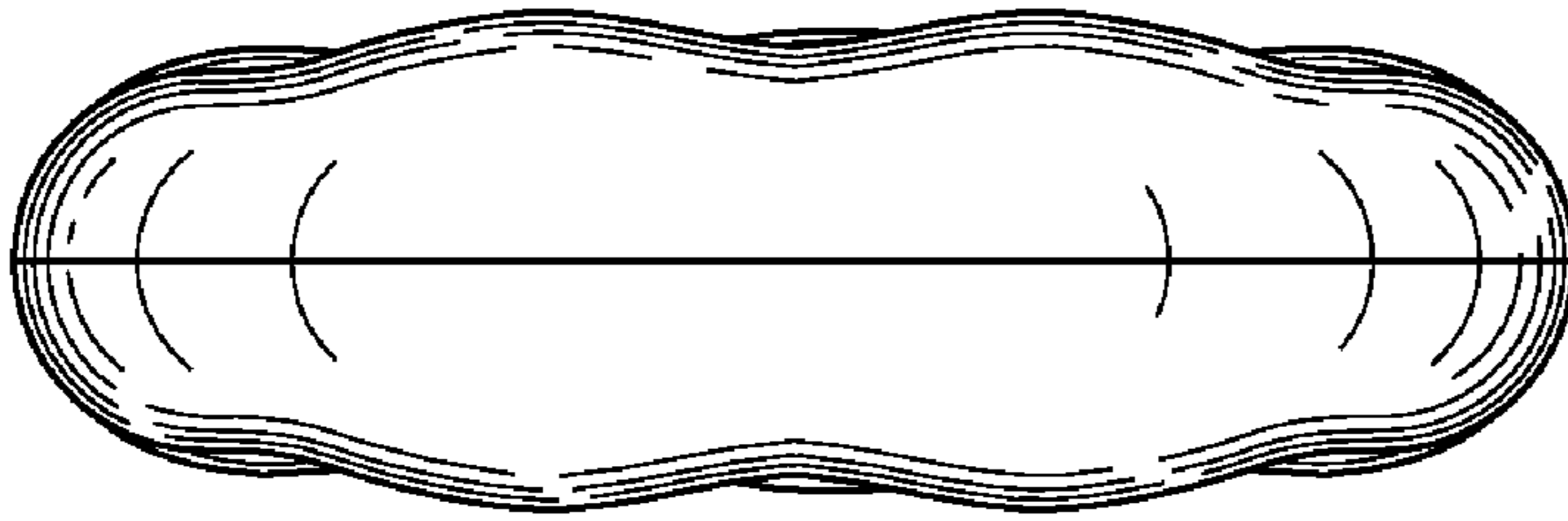


FIG. 6

