



US00D586860S

(12) **United States Design Patent**  
**Yu**

(10) **Patent No.:** **US D586,860 S**  
(45) **Date of Patent:** **\*\* Feb. 17, 2009**

(54) **ILLUMINATED SIGN**

(75) Inventor: **Robert Yu**, Brookfield, CT (US)

(73) Assignee: **Astralite, Inc.**, Brookfield, CT (US)

(\*\*) Term: **14 Years**

(21) Appl. No.: **29/293,295**

(22) Filed: **Nov. 15, 2007**

**Related U.S. Application Data**

(62) Division of application No. 29/267,569, filed on Oct. 17, 2006, now Pat. No. Des. 561,264.

(51) **LOC (9) Cl.** ..... **20-02**

(52) **U.S. Cl.** ..... **D20/42**

(58) **Field of Classification Search** ..... D20/10,  
D20/19, 27, 41, 42, 99; 40/204, 205, 442,  
40/444, 541-545, 549, 553, 563, 564, 570,  
40/572, 574, 575, 578-581, 617, 624, 885;  
362/147, 198, 226, 234, 249, 370, 555, 612,  
362/614, 812; D10/109, 114; D26/31, 85;  
340/326

See application file for complete search history.

(56) **References Cited**

**U.S. PATENT DOCUMENTS**

3,402,494 A	9/1968	Gray	40/570
D238,827 S	2/1976	Shine	D20/42
5,018,290 A	5/1991	Kozek et al.	40/570
5,151,679 A	9/1992	Dimmick	340/326
5,461,550 A	10/1995	Johnstone	362/147
D374,835 S *	10/1996	Wachter	D10/114
5,599,089 A	2/1997	Sheu et al.	362/198
D379,373 S	5/1997	Logan et al.	D20/10
D391,992 S *	3/1998	Vosika et al.	D20/10
5,797,673 A	8/1998	Logan et al.	362/234
D409,318 S *	5/1999	Hopkins et al.	D26/31
D416,049 S	11/1999	Hooley	D20/10
6,105,291 A	8/2000	Gabrius et al.	40/572

6,142,648 A	11/2000	Logan et al.	362/234
D446,818 S	8/2001	Kim	D20/10
6,606,808 B2	8/2003	Katz	40/570
D495,750 S	9/2004	Lee	D20/42
6,824,295 B1	11/2004	Grondal	362/234
D500,814 S	1/2005	Lee	D20/42
D504,705 S	5/2005	Gregory et al.	D20/42
7,114,840 B2	10/2006	Hamrick	362/613
2001/0045035 A1	11/2001	Katz	40/570

\* cited by examiner

*Primary Examiner*—Janice E Seeger

*Assistant Examiner*—Mary Ann Calabrese

(74) *Attorney, Agent, or Firm*—Fattibene and Fattibene; Paul A. Fattibene; Arthur T. Fattibene

(57) **CLAIM**

The ornamental design for an illuminated sign, as shown and described.

**DESCRIPTION**

FIG. 1 is a front elevation view of an illuminated sign showing the new design.

FIG. 2 is a top plan view and a bottom plan view respectively thereof.

FIG. 3 is a right end view, the left end view is identical thereto.

The broken lines shown are for illustrative purposes only and form no part of the claimed design.

FIG. 4 is a front elevation view of the illuminated sign shown in an alternate position of use.

FIG. 5 is a right end view thereof.

FIG. 6 is a left end view thereof.

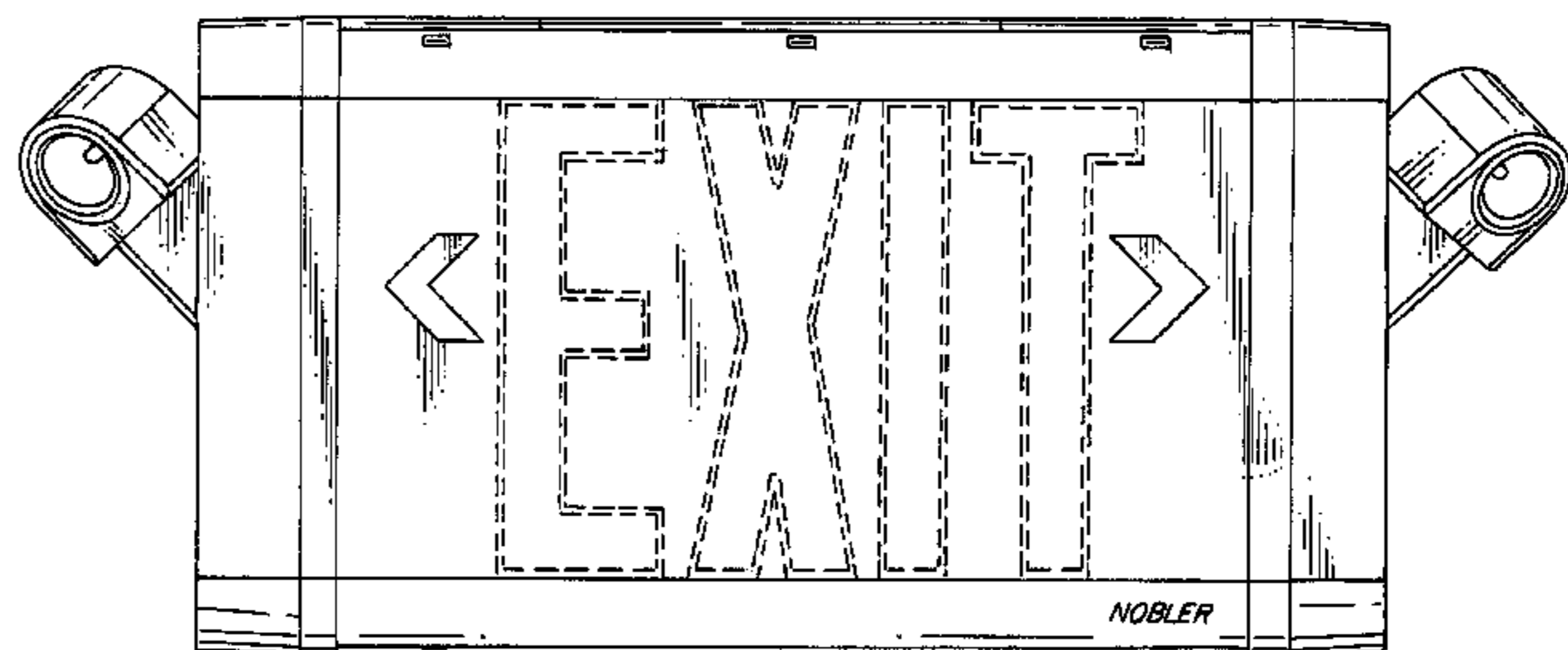
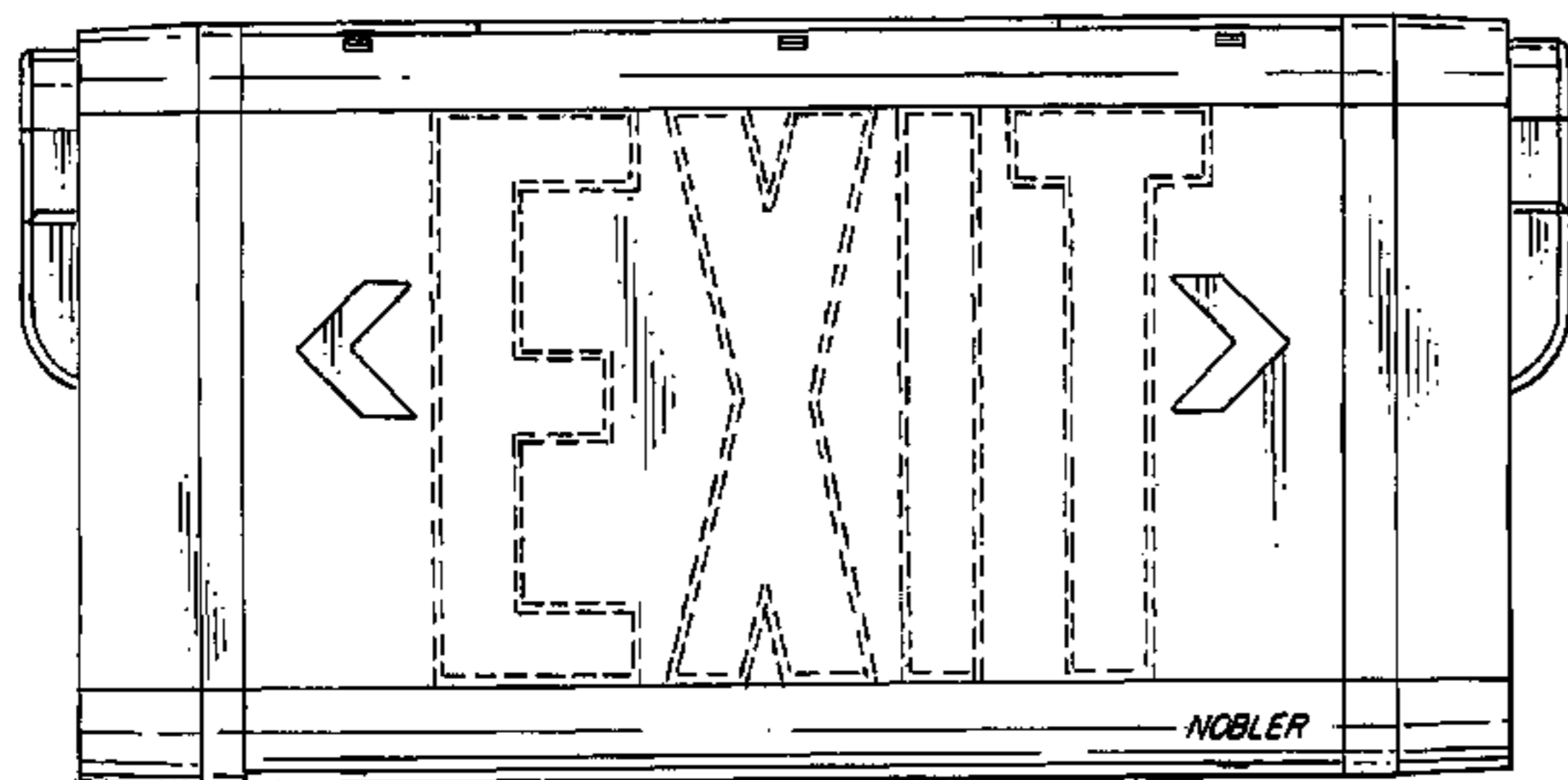
FIG. 7 is a rear elevation view thereof.

FIG. 8 is a top plan view thereof; and,

FIG. 9 is a bottom view thereof.

The broken lines shown are for illustrative purposes only and form no part of the claimed design.

**1 Claim, 6 Drawing Sheets**



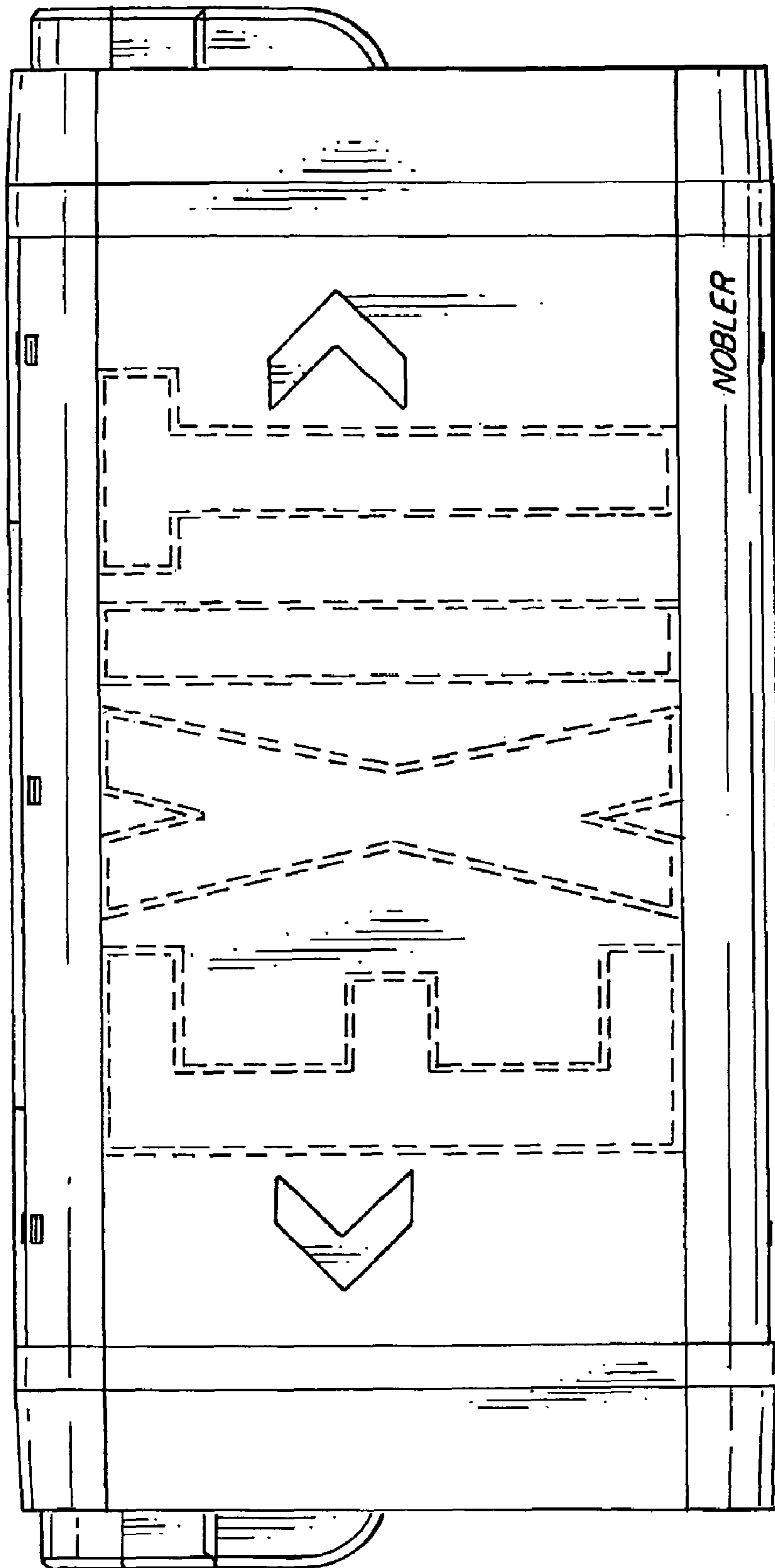


FIG. 1




FIG. 2

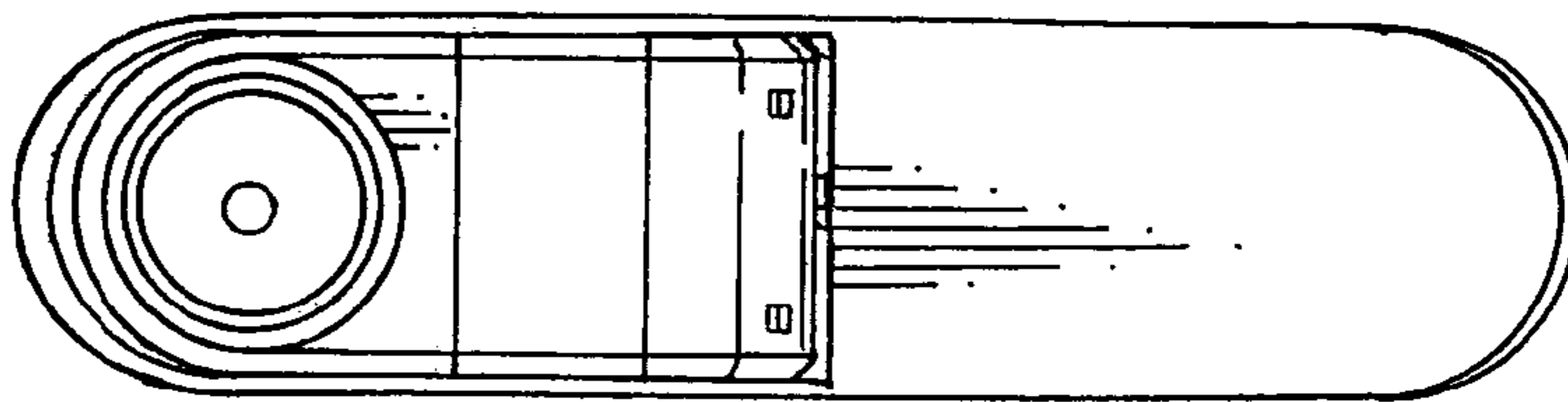


FIG. 3

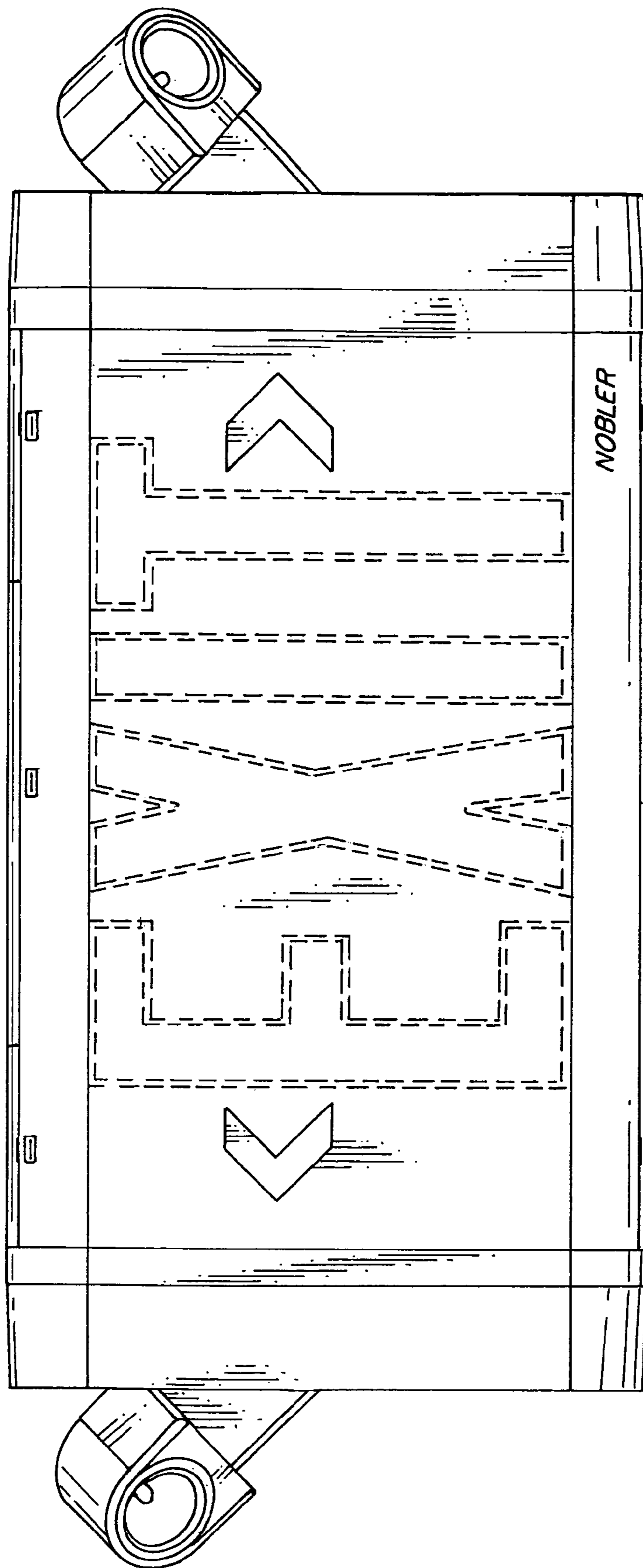
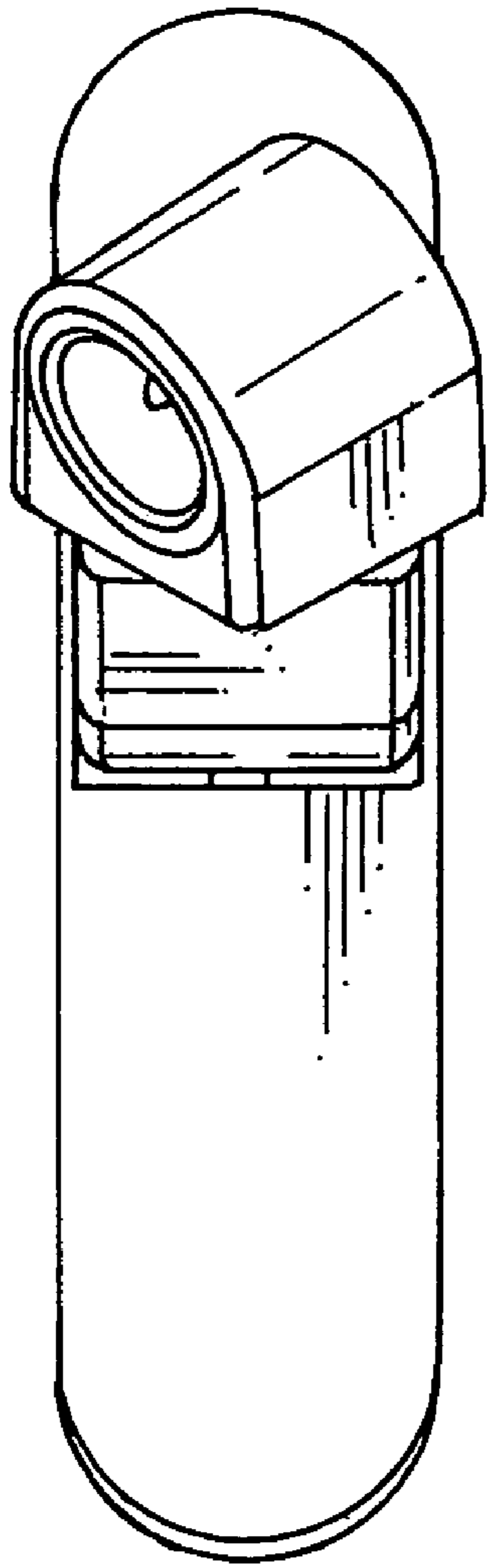
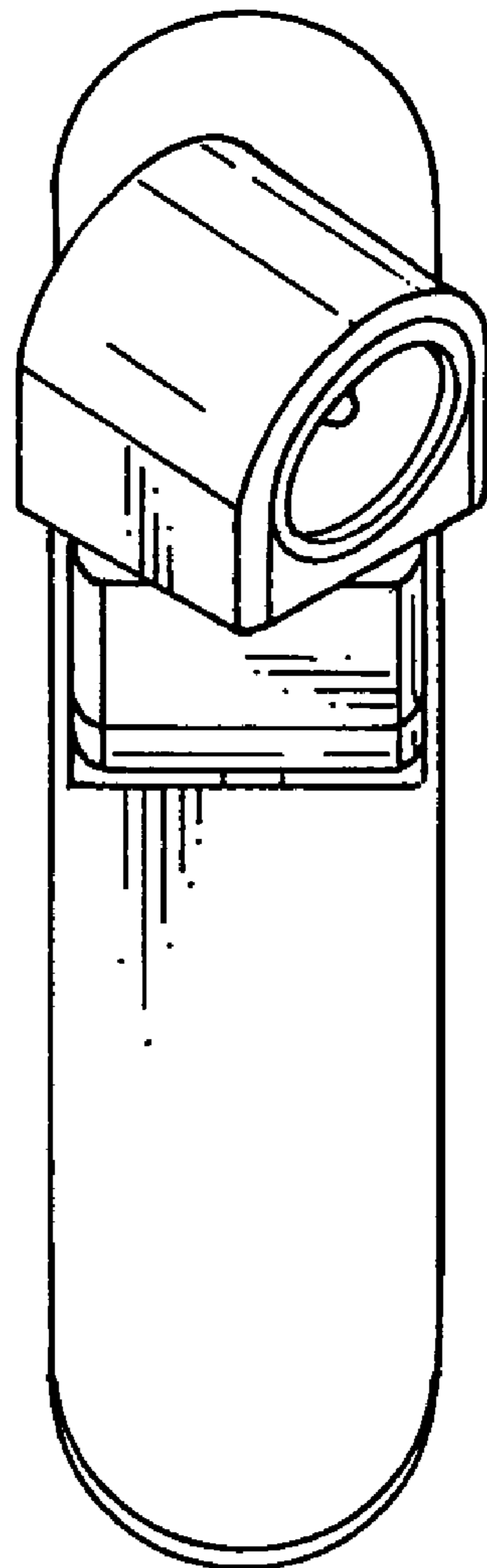


FIG. 4



**FIG. 5**



**FIG. 6**

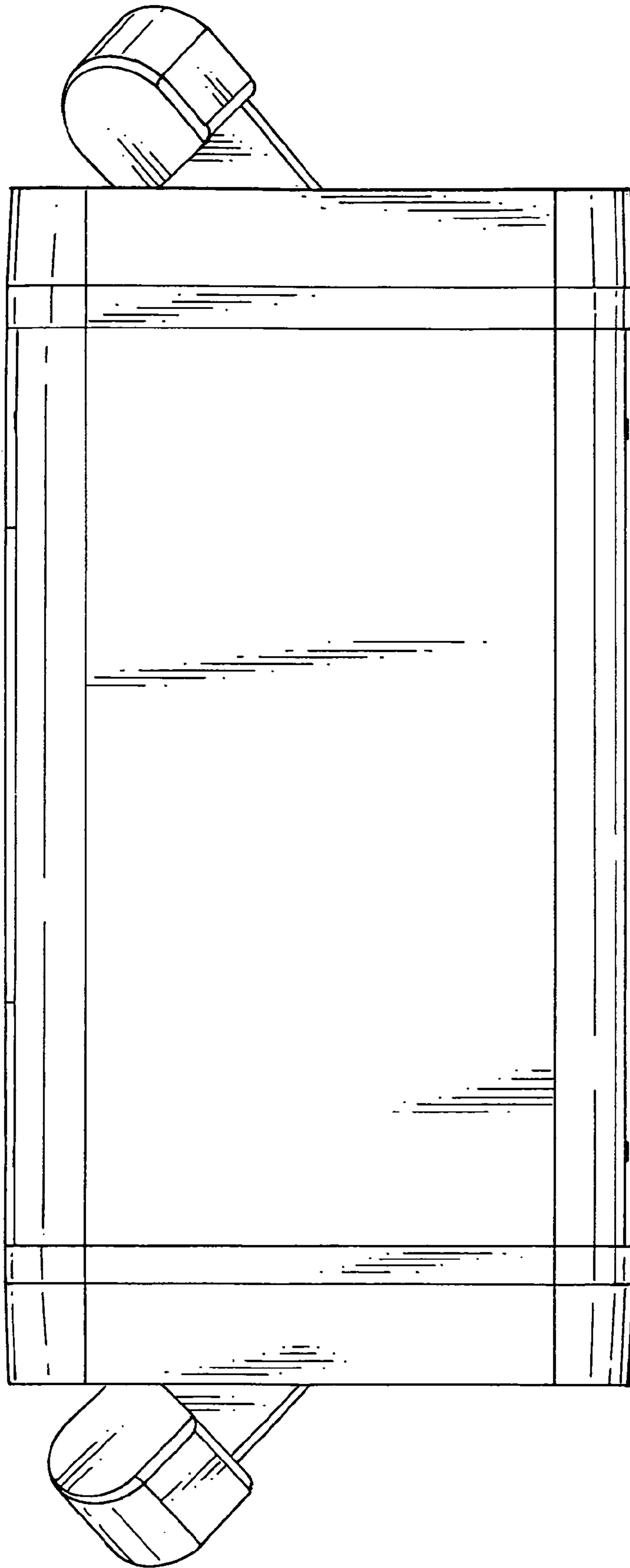


FIG. 7



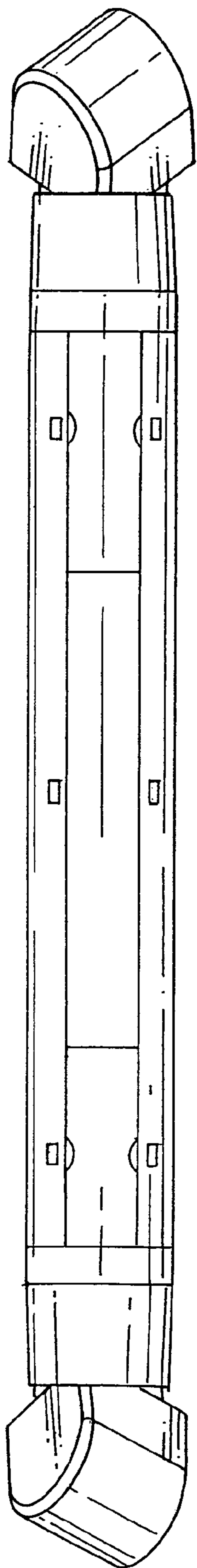


FIG. 8

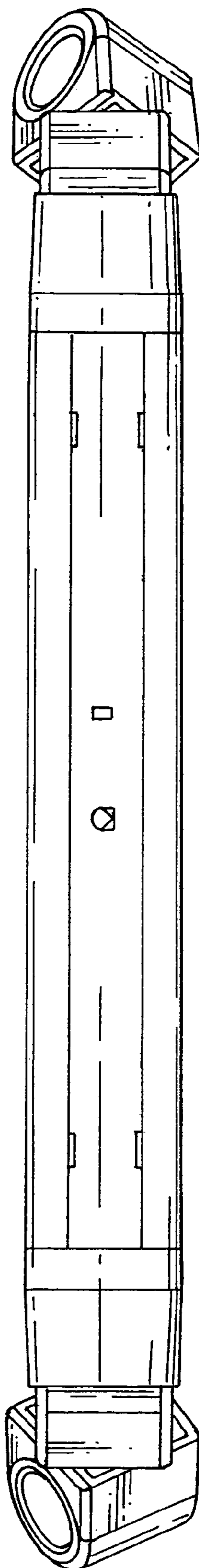


FIG. 9