



US00D586858S

(12) **United States Design Patent**  
**Chang**

(10) **Patent No.:** **US D586,858 S**

(45) **Date of Patent:** **\*\* Feb. 17, 2009**

(54) **LUGGAGE IDENTIFICATION TAG**

(76) **Inventor:** **Eddie Chang**, Unit C, 2/F Leroy Plaza,  
15 Cheung Shun Street, Cheung Sha  
Wan, Kowloon (HK)

(\*\*) **Term:** **14 Years**

(21) **Appl. No.:** **29/292,481**

(22) **Filed:** **Oct. 12, 2007**

(30) **Foreign Application Priority Data**

Apr. 18, 2007 (HK) ..... 0701014

(51) **LOC (9) Cl.** ..... **19-08**

(52) **U.S. Cl.** ..... **D20/27**

(58) **Field of Classification Search** ..... D20/10,  
D20/19, 22, 27, 28, 42, 43, 99; 40/1.5, 1.6,  
40/124.01, 299.01, 544, 584, 625, 626, 636,  
40/649, 661, 661.06, 661.12, 663; D3/208;  
D6/300; D19/9, 10; 283/56, 79-81

See application file for complete search history.

(56) **References Cited**

**U.S. PATENT DOCUMENTS**

2,176,253 A \* 10/1939 Forgarty ..... 40/661.06  
D140,669 S \* 3/1945 Moore ..... D3/208  
D340,261 S \* 10/1993 Franklin ..... D20/22  
D432,175 S \* 10/2000 Finkay ..... D20/22  
D433,715 S \* 11/2000 Bartz ..... D20/22

6,748,681 B1 \* 6/2004 Dorney ..... 40/1.5  
D530,926 S \* 10/2006 Sellers ..... D6/300  
7,140,133 B2 \* 11/2006 Hu et al. .... 40/544  
D558,445 S \* 1/2008 Phillips ..... D3/208  
D560,717 S \* 1/2008 Robertson et al. .... D19/10

\* cited by examiner

*Primary Examiner*—Caron Veynar

*Assistant Examiner*—Mary Ann Calabrese

(74) *Attorney, Agent, or Firm*—Robert M. Downey, PA

(57) **CLAIM**

The ornamental design for a luggage identification tag, as shown and described.

**DESCRIPTION**

FIG. 1 is top front perspective view of a luggage identification tag showing my new design;

FIG. 2 is a front elevational view thereof;

FIG. 3 is a left side elevational view thereof;

FIG. 4 a right side elevation view thereof;

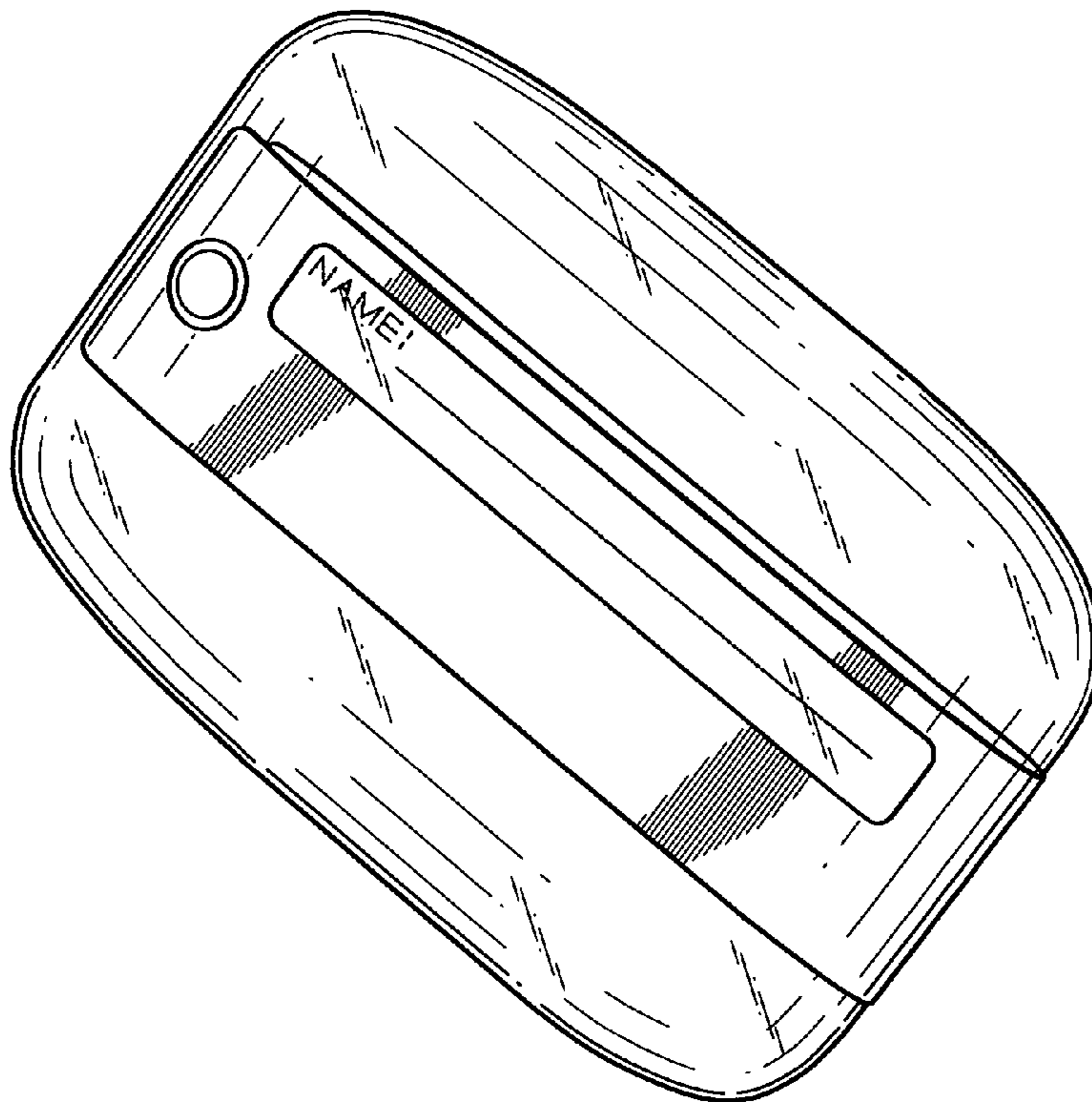
FIG. 5 is rear elevational view thereof;

FIG. 6 is a top plan view thereof; and,

FIG. 7 is a bottom plan view thereof.

In the drawings, the broken lines illustrate environment and form no part of the claimed design.

**1 Claim, 3 Drawing Sheets**



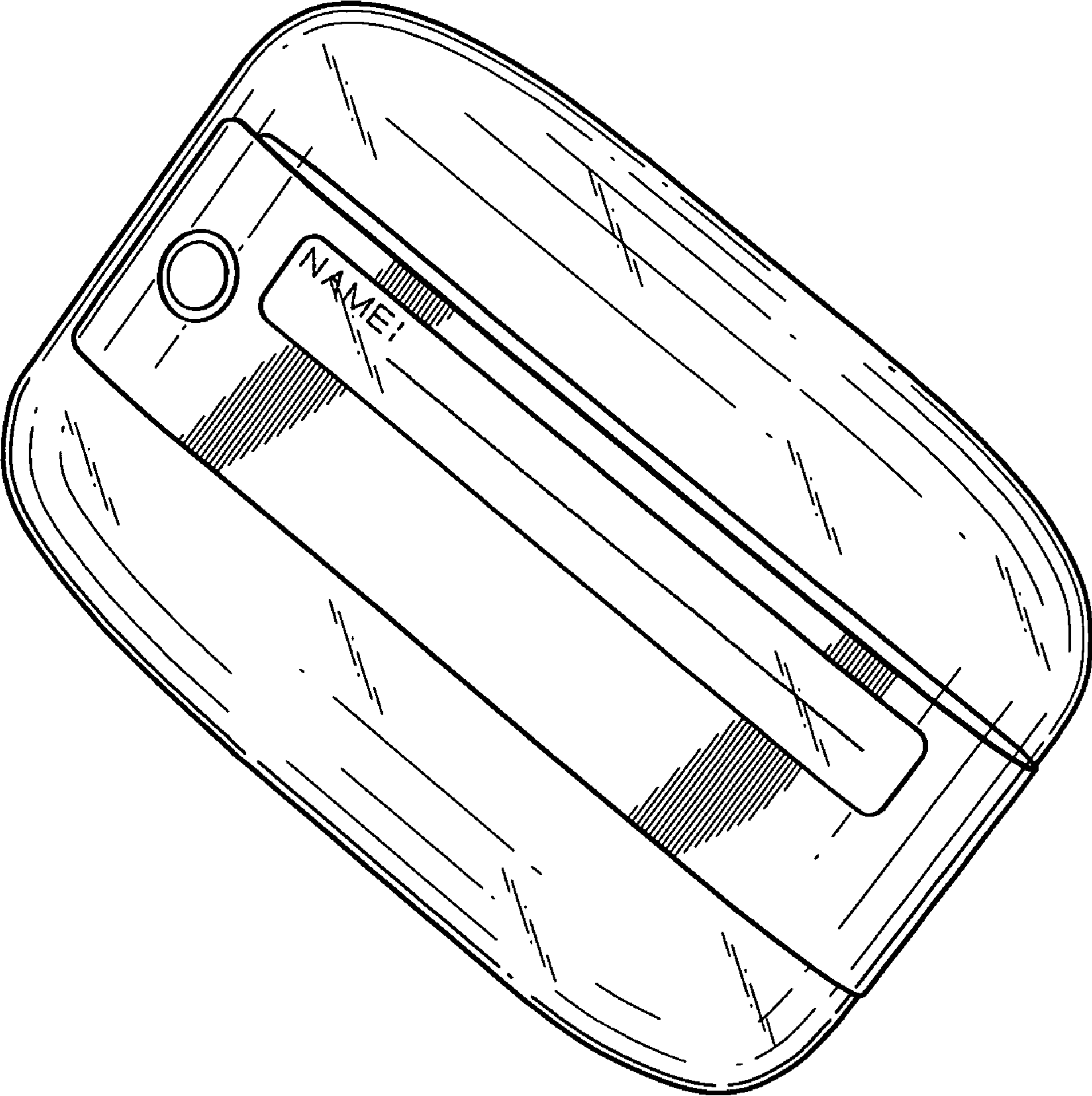


FIG. 1

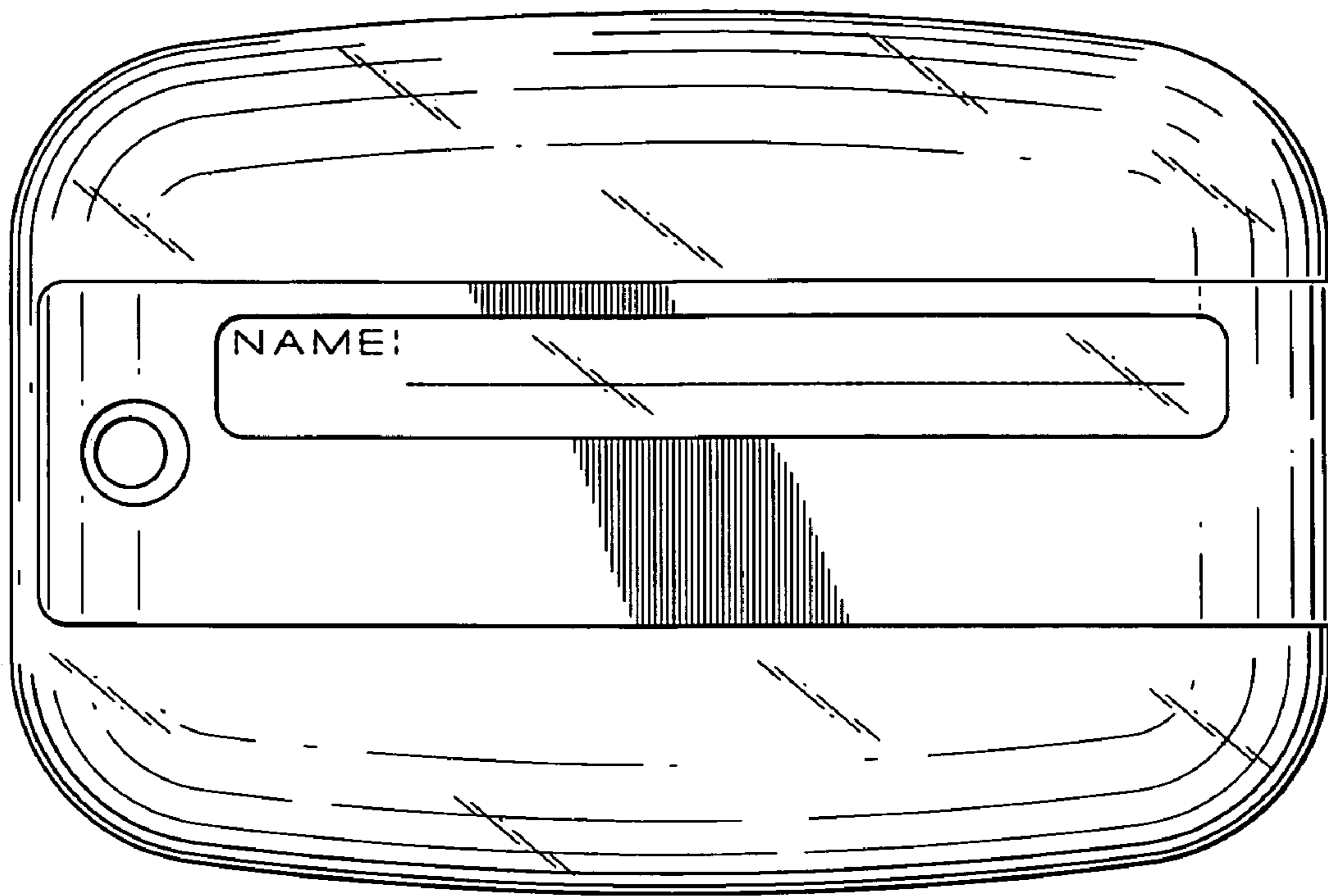


FIG. 2



FIG. 3

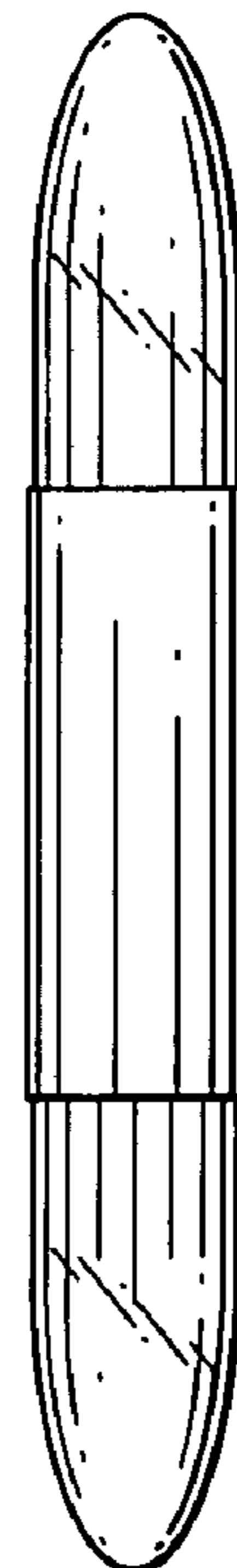


FIG. 4

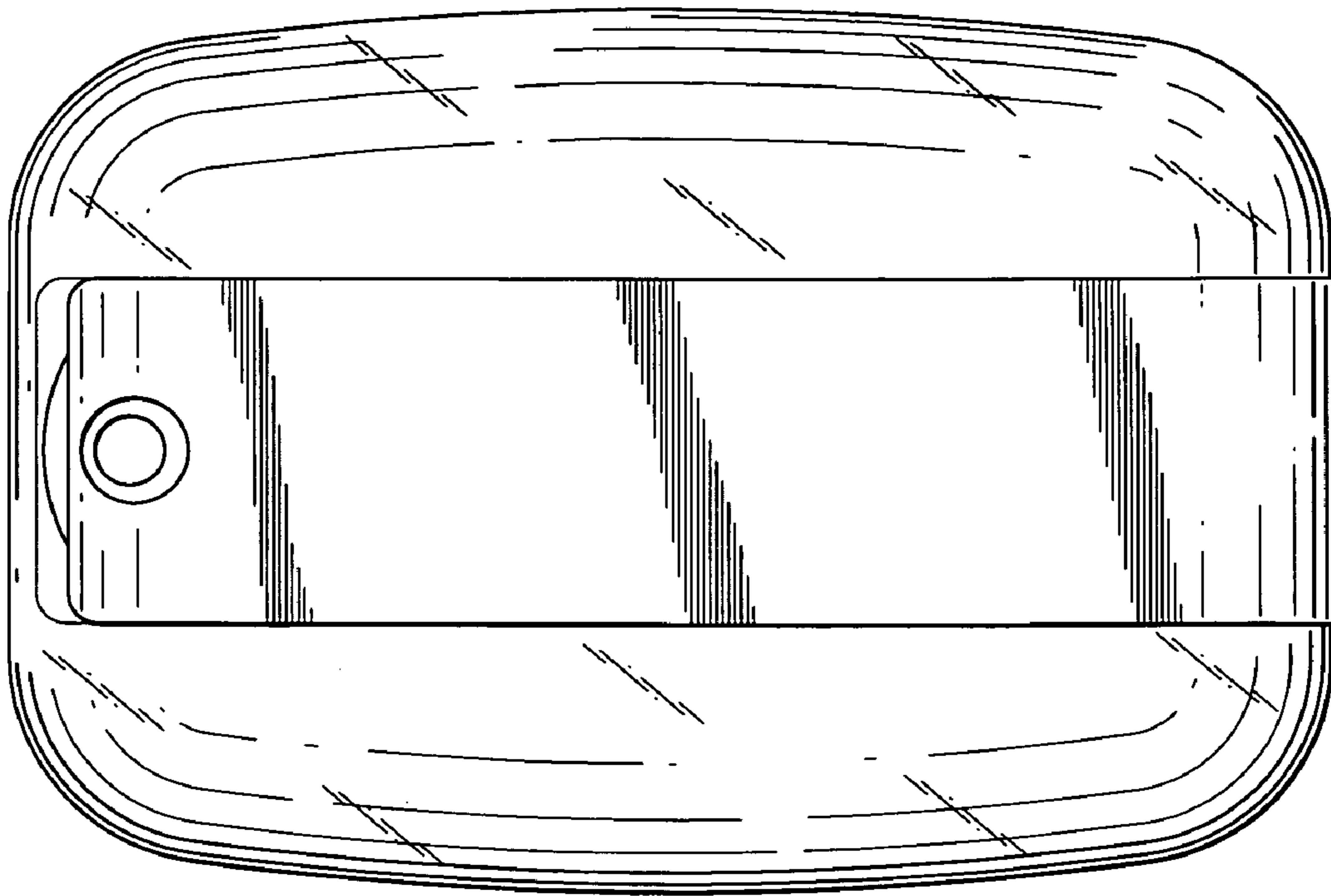


FIG. 5




FIG. 6

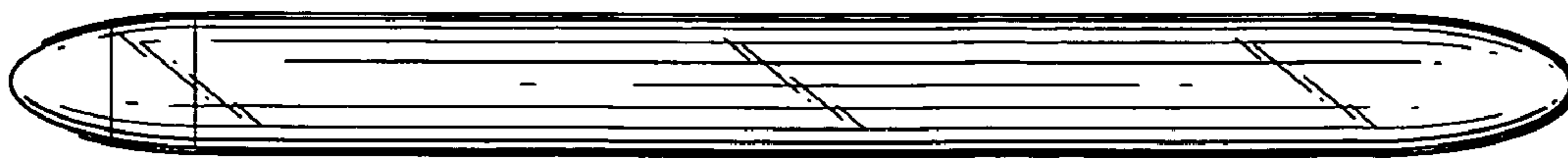


FIG. 7