

US00D586855S

(12) **United States Design Patent**
Liu

(10) **Patent No.:** **US D586,855 S**
(45) **Date of Patent:** **** Feb. 17, 2009**

(54) **PEN**
(75) **Inventor:** **Liang Liu, Ningbo (CN)**
(73) **Assignee:** **Beifa Group Co., Ltd., Ningbo (CN)**
(**) **Term:** **14 Years**
(21) **Appl. No.:** **29/296,689**
(22) **Filed:** **Oct. 25, 2007**

(30) **Foreign Application Priority Data**
Apr. 27, 2007 (CN) 2007 3 0146770
(51) **LOC (9) Cl.** **19-06**
(52) **U.S. Cl.** **D19/51**
(58) **Field of Classification Search** D19/35,
D19/36, 41, 42, 44, 45, 46, 43, 47, 48, 49,
D19/50, 51, 54, 55, 56, 57; 24/11 R, 11 F,
24/11 P; 401/55, 99, 100, 104, 105, 106,
401/107, 109, 196, 197, 202, 208, 209, 213,
401/192, 195, 243, 244, 245, 246, 247; 708/107
See application file for complete search history.

(56) **References Cited**
U.S. PATENT DOCUMENTS
D338,039 S 8/1993 Takahashi
D388,825 S 1/1998 Kouda
D412,342 S 7/1999 Shimizu
D433,704 S 11/2000 Kouda
D436,126 S 1/2001 Rosenbaum
D436,375 S * 1/2001 Rosenbaum D19/51
D436,622 S * 1/2001 Rosenbaum D19/36
D446,243 S * 8/2001 Pellissa Beneyto D19/51
D448,805 S 10/2001 Willat
D452,274 S * 12/2001 Keda D19/51
D457,187 S 5/2002 Mittersinker
D457,917 S 5/2002 Traut
6,447,190 B1 * 9/2002 Kwitek 401/6

D474,809 S 5/2003 Willat
D490,850 S 6/2004 Carls
D491,605 S * 6/2004 Hoffmann et al. D19/51
D492,723 S 7/2004 Kuo Chiang
D496,400 S 9/2004 Pellissa Beneyto
D496,688 S * 9/2004 Nishida D19/51
D496,962 S * 10/2004 Bonnamour D19/48
D497,643 S * 10/2004 Nishida D19/51
D506,507 S * 6/2005 Qiu D19/51

(Continued)

OTHER PUBLICATIONS

Liu, L., "Pen," U.S. Appl. No. 29/296,684, filed Oct. 25, 2007.
Primary Examiner—Elizabeth A Albert
Assistant Examiner—Karen E Eldridge Powers
(74) *Attorney, Agent, or Firm*—Christensen O'Connor
Johnson Kindness PLLC

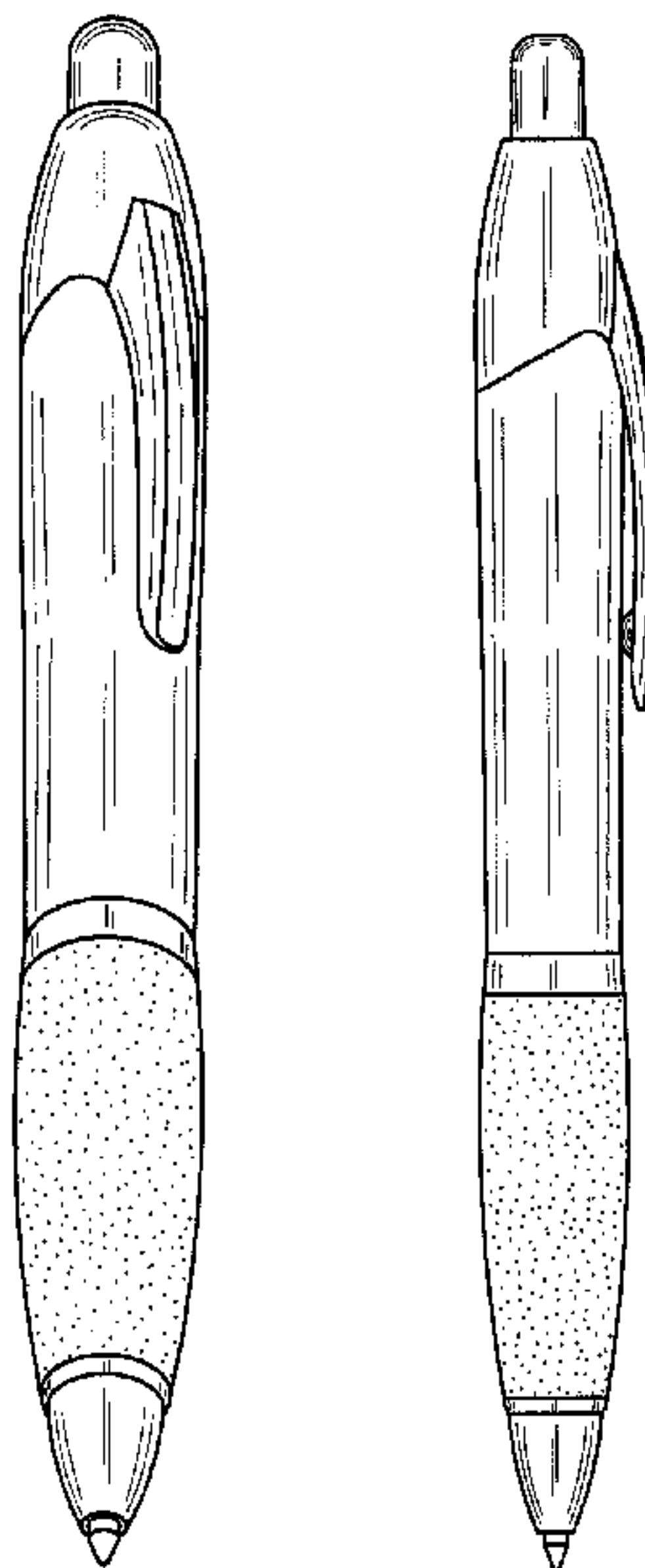
(57) **CLAIM**

The ornamental design for a pen, as shown and described.

DESCRIPTION

FIG. 1 is a lower front left perspective view of a pen showing my new design;
FIG. 2 is an upper front right perspective view thereof;
FIG. 3 is a left side elevation view thereof;
FIG. 4 is a bottom plan view thereof;
FIG. 5 is a front elevation view thereof;
FIG. 6 is a right side elevation view thereof;
FIG. 7 is a top plan view thereof; and,
FIG. 8 is a rear elevation view thereof.
The stippling shown in the drawings represents a texture on the surface of the pen.

1 Claim, 3 Drawing Sheets



US D586,855 S

Page 2

U.S. PATENT DOCUMENTS

D512,741 S	*	12/2005	Cetera	D19/47	D551,709 S		9/2007	Pellissa Beneyto	
D521,556 S	*	5/2006	Cetera	D19/51	D559,909 S	*	1/2008	Qiu et al.	D19/50
D540,385 S	*	4/2007	Qiu	D19/48	D568,935 S		5/2008	Qiu	
D540,386 S	*	4/2007	Qiu	D19/51	D571,400 S	*	6/2008	Anand	D19/49
D540,866 S	*	4/2007	Qiu	D19/48	D573,640 S	*	7/2008	Qiu et al.	D19/48
D541,861 S	*	5/2007	Qiu	D19/51	D575,821 S	*	8/2008	Tan	D19/50
D542,843 S	*	5/2007	Qiu	D19/50	D577,067 S	*	9/2008	Koch	D19/51
D550,282 S	*	9/2007	Neuenschwander et al. ..	D19/51	2006/0280545 A1*		12/2006	Zawitz	401/6

* cited by examiner

Fig. 1.

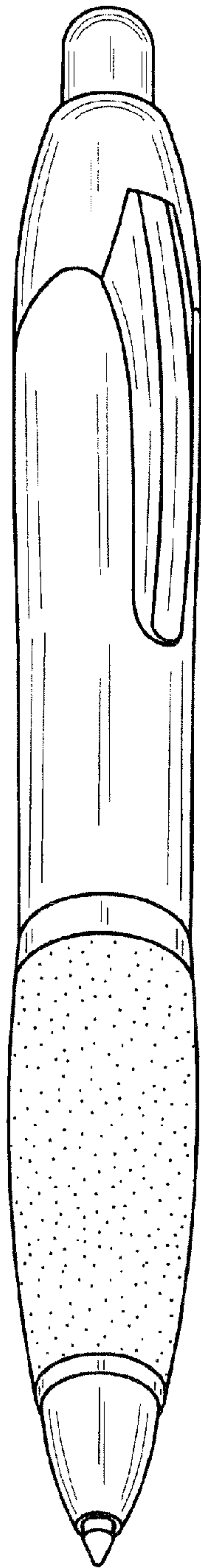
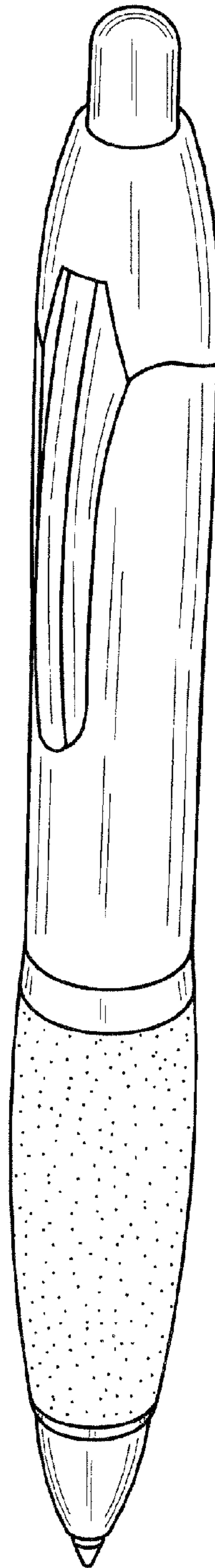


Fig. 2.



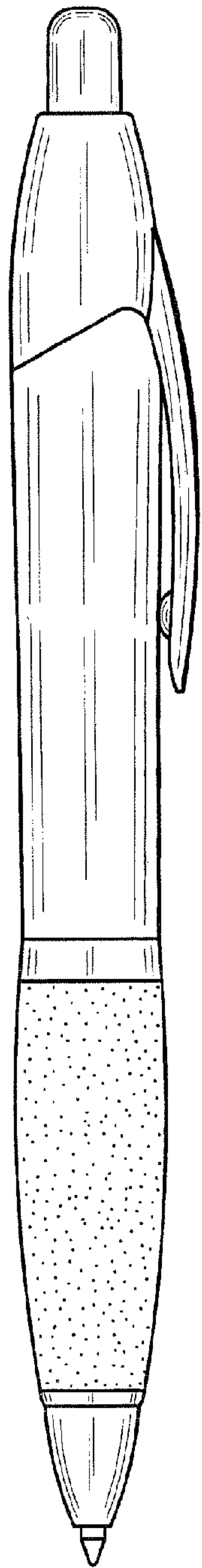


Fig. 3.

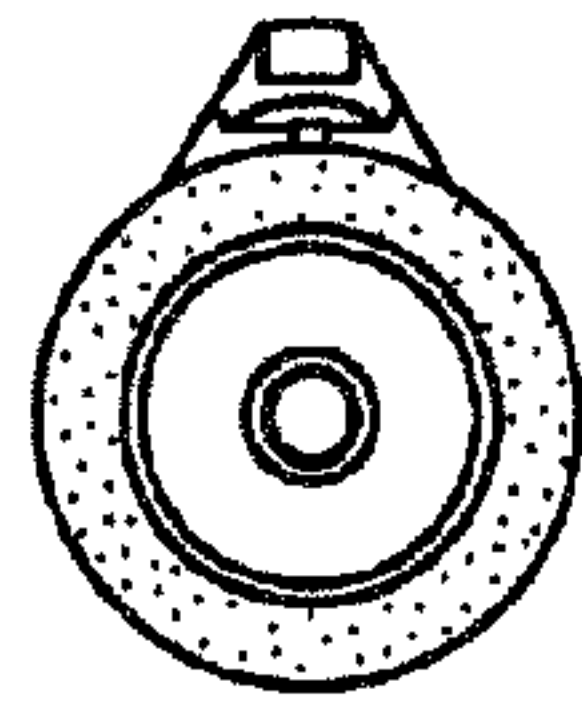


Fig. 4.




Fig. 5.

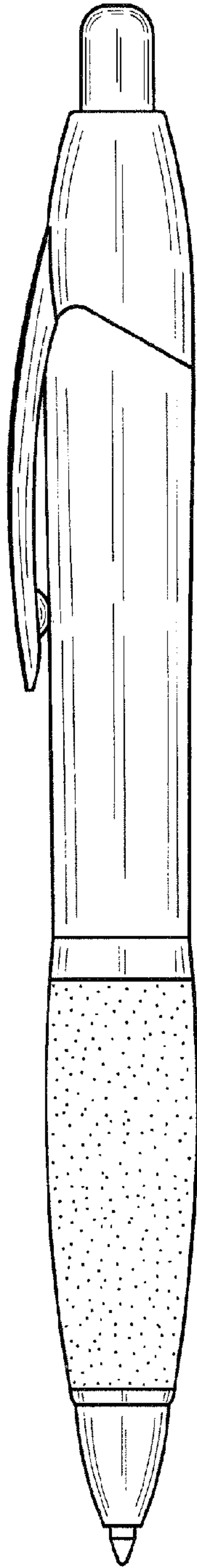


Fig. 6.

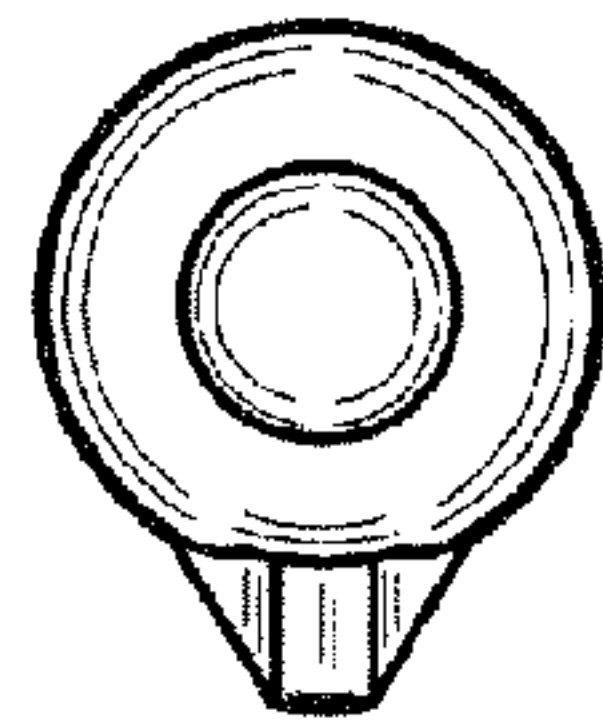


Fig. 7.




Fig. 8.