



US00D586852S

(12) **United States Design Patent**
Porcano et al.

(10) **Patent No.:** **US D586,852 S**

(45) **Date of Patent:** **** Feb. 17, 2009**

(54) **NOTEBOOK COVER**

(76) Inventors: **Justin Porcano**, 5920 College Ave.,
Oakland, CA (US) 94618; **Gary Porcano**, 3353 W. Souza Dr., Anthem,
AZ (US) 85086; **Ellen Porcano**, 3353 W.
Souza Dr., Anthem, AZ (US) 85086

(**) Term: **14 Years**

(21) Appl. No.: **29/310,420**

(22) Filed: **Aug. 15, 2008**

(51) **LOC (9) Cl.** **19-04**

(52) **U.S. Cl.** **D19/27**

(58) **Field of Classification Search** D6/626,
D6/632, 407; D3/303, 301; D19/27, 26,
D19/90, 30, 31, 88; D9/423; 402/73, 57,
402/79; 281/37, 31, 4, 29, 27.2, 33; D14/493
See application file for complete search history.

(56) **References Cited**

U.S. PATENT DOCUMENTS

1,516,932	A *	11/1924	Staab	402/26
2,244,246	A *	6/1941	Esterly	281/20
2,299,715	A *	10/1942	Tauber	281/27.1
3,526,415	A *	9/1970	Freundlich	281/27.1
3,858,909	A *	1/1975	Friedman	283/42
4,519,629	A *	5/1985	Podosek	281/27.2
4,907,905	A *	3/1990	Fournier	402/80 R
D379,641	S *	6/1997	Alotta	D19/27
D388,822	S *	1/1998	Frank	D19/27
D409,654	S *	5/1999	Harris	D19/27
6,203,230	B1 *	3/2001	Whang	402/57
D463,487	S *	9/2002	Savoy	D19/27
D484,534	S *	12/2003	Mueller et al.	D19/27

6,932,534	B2 *	8/2005	O'Hara	402/73
7,018,125	B2 *	3/2006	Su	402/8
7,201,528	B1 *	4/2007	Swegart	402/73
D560,718	S *	1/2008	King et al.	D19/20
D560,719	S *	1/2008	Wehmeyer	D19/26
7,393,017	B2 *	7/2008	Carmichael et al.	281/15.1
2003/0021624	A1 *	1/2003	Dorsey	402/73
2003/0210948	A1 *	11/2003	James, Jr.	402/57
2003/0210949	A1 *	11/2003	Tims	402/73
2004/0136774	A1 *	7/2004	O'Boyle	402/73
2004/0253045	A1 *	12/2004	Walley et al.	402/57
2005/0095057	A1 *	5/2005	O'Hara	402/57
2007/0297848	A1 *	12/2007	Girard	402/60

* cited by examiner

Primary Examiner—Cathron C Brooks

Assistant Examiner—Austin Murphy

(74) *Attorney, Agent, or Firm*—Ernest H. McCoy; Bruce & McCoy

(57) **CLAIM**

The ornamental design for a notebook cover, as shown and described.

DESCRIPTION

FIG. 1 is a front perspective view showing my new design;

FIG. 2 is a front elevation view thereof;

FIG. 3 is a rear elevation view thereof;

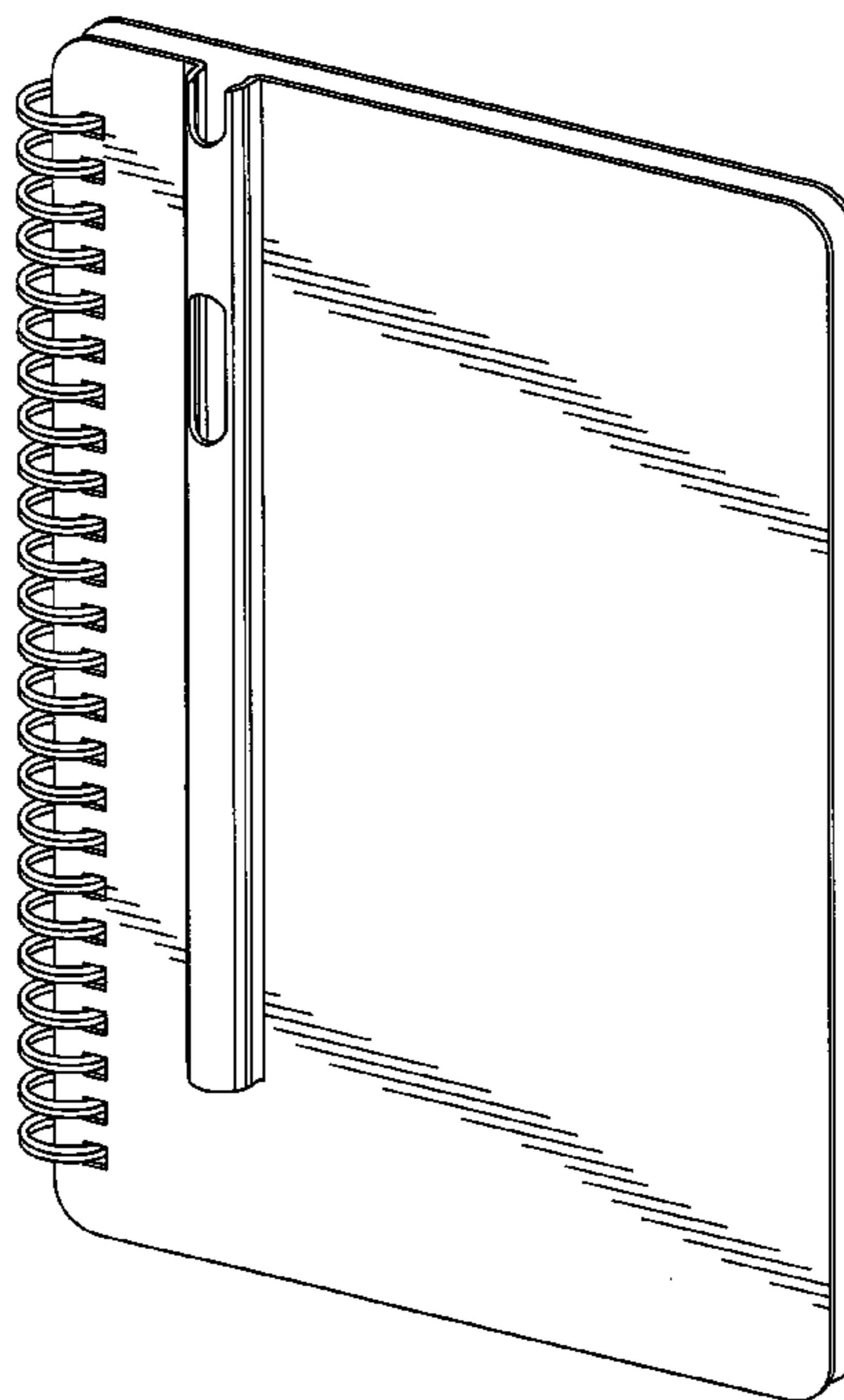
FIG. 4 is a top plan view thereof;

FIG. 5 is a bottom plan view thereof;

FIG. 6 is an end elevation thereof; and,

FIG. 7 is an opposite end elevation thereof.

1 Claim, 4 Drawing Sheets






FIG. 1

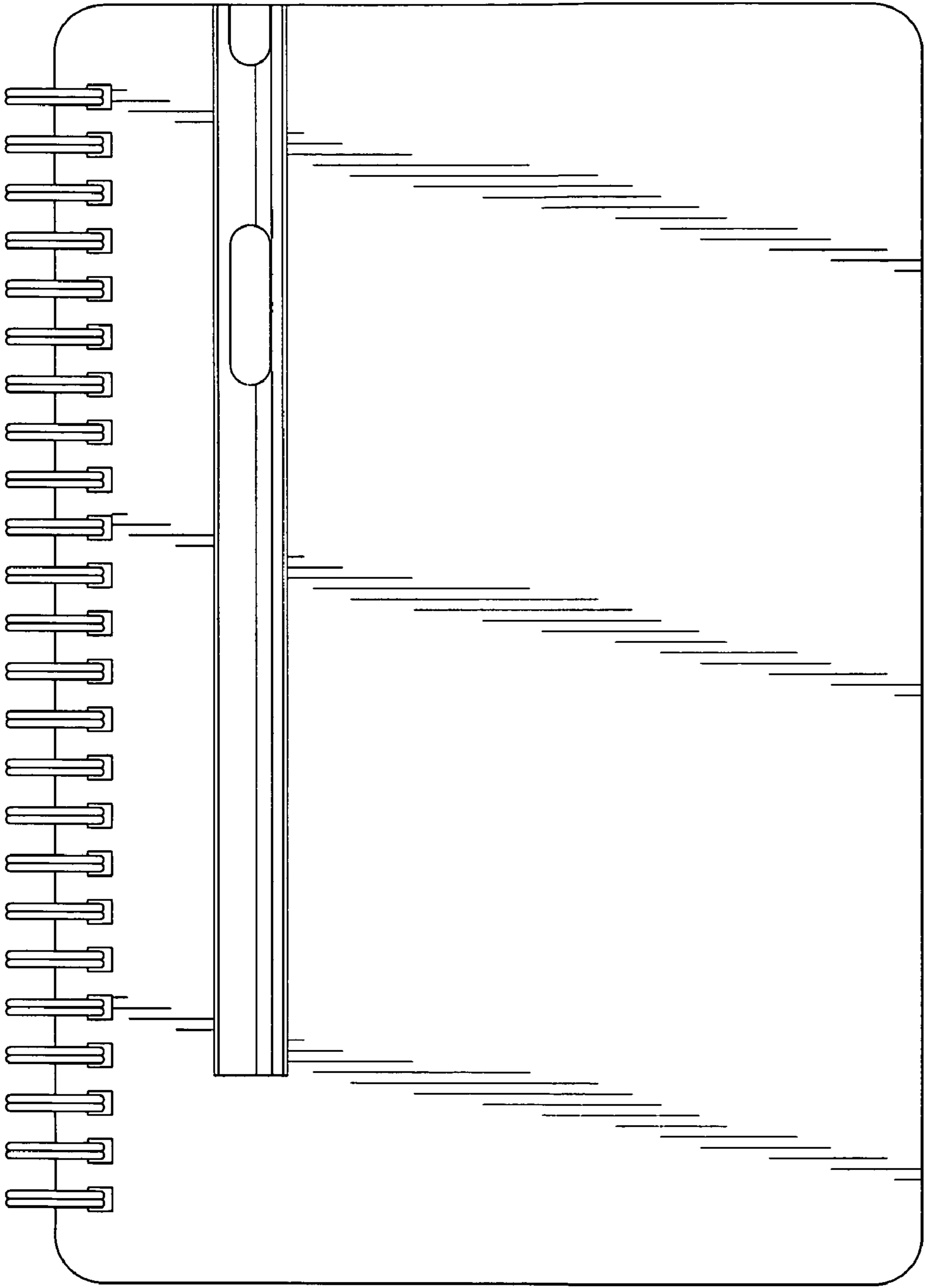


FIG. 2




FIG. 3

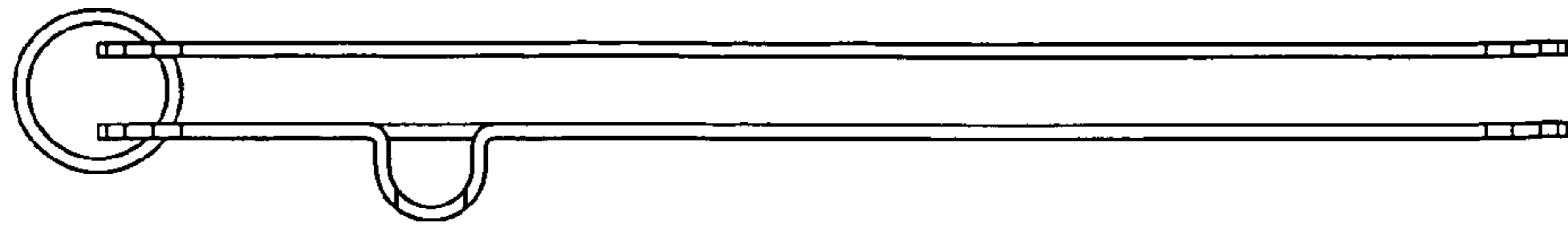


FIG. 4

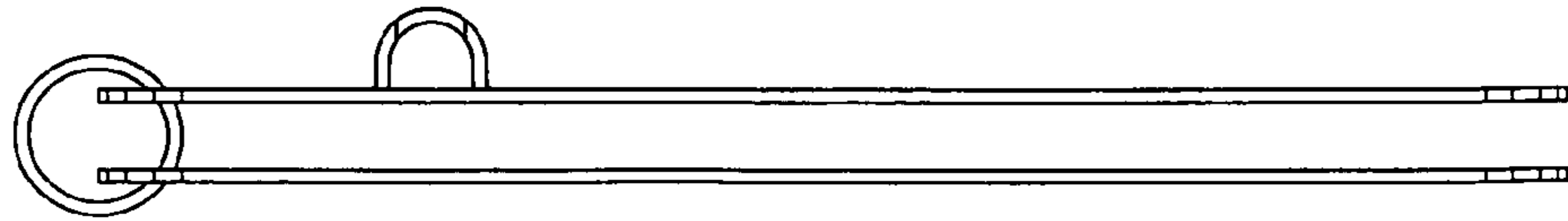


FIG. 5

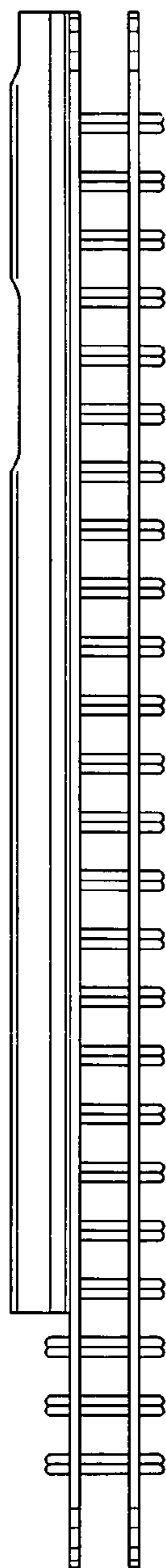


FIG. 6

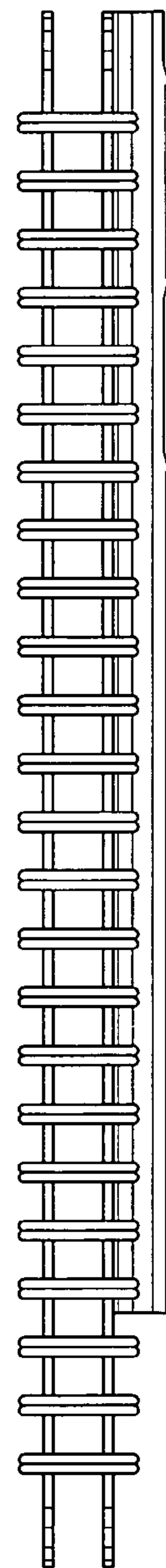


FIG. 7