



US00D586842S

(12) **United States Design Patent**  
**Hsu**

(10) **Patent No.:** **US D586,842 S**  
(45) **Date of Patent:** **\*\* Feb. 17, 2009**

(54) **FIT-OVER SUNGLASSES**

D553,208 S 12/2006 Lane  
D538,835 S 3/2007 Lane  
D546,367 S 7/2007 Lane

(76) Inventor: **Roger Wen-Yi Hsu**, 2060 S. Haven Ave., Ontario, CA (US) 91761

\* cited by examiner

(\*\*) Term: **14 Years**

*Primary Examiner*—Raphael Barkai  
(74) *Attorney, Agent, or Firm*—Eric Hanscom; Todd Langford

(21) Appl. No.: **29/322,479**

(22) Filed: **Aug. 6, 2008**

(57) **CLAIM**

(51) **LOC (9) Cl.** ..... **16-06**

The ornamental design for fit-over sunglasses, as shown and described.

(52) **U.S. Cl.** ..... **D16/326; D16/321**

(58) **Field of Classification Search** ..... D16/101,  
D16/300–342; D29/109–110; D24/110.2;  
351/41, 44, 51–52, 62, 158, 92, 103–123,  
351/140, 153; 2/426–432, 447–449, 441,  
2/434–437; D21/483, 659–661

See application file for complete search history.

**DESCRIPTION**

(56) **References Cited**

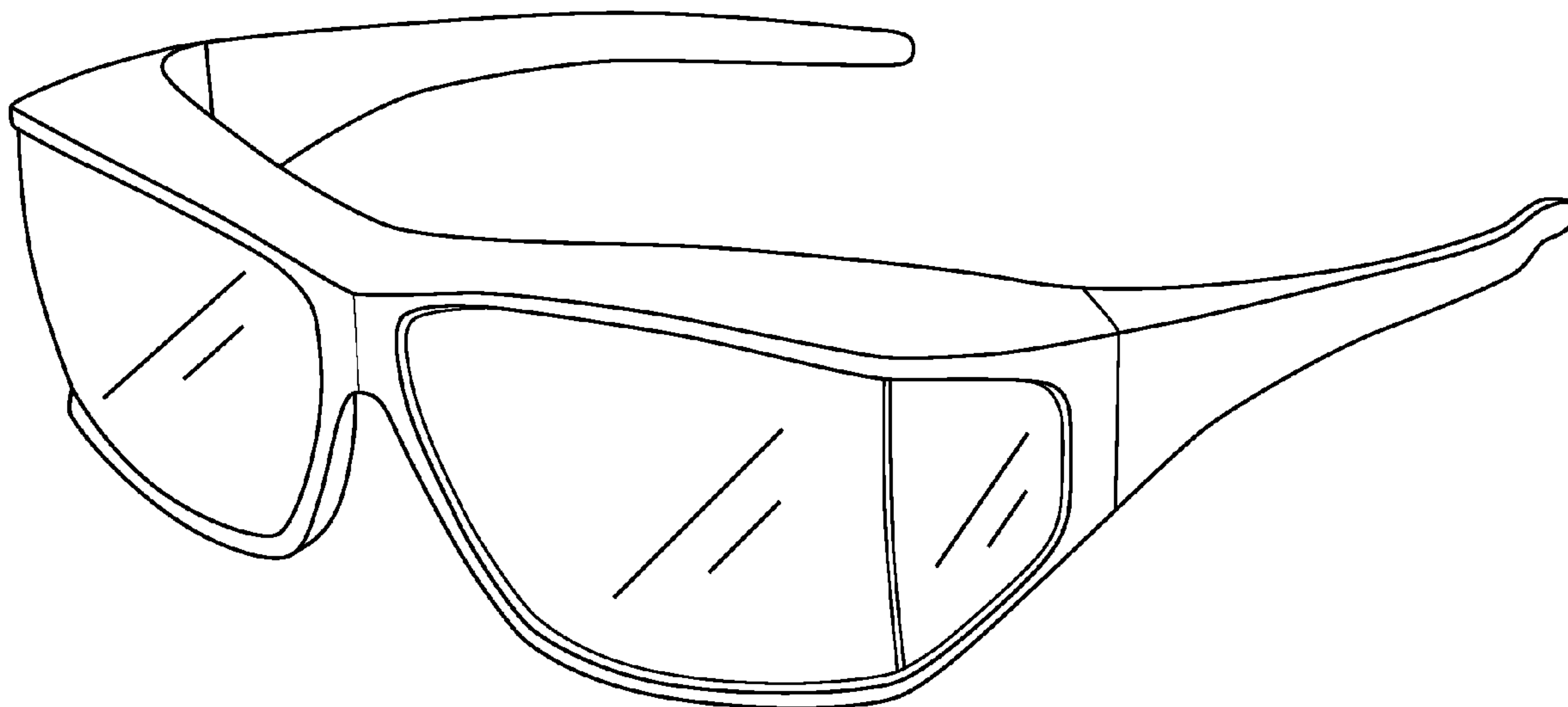
**U.S. PATENT DOCUMENTS**

D387,083 S	12/1997	Stables	
D396,484 S	7/1998	Stables	
D408,840 S	4/1999	Lane	
D416,933 S	11/1999	Lane	
D481,410 S *	10/2003	Lane	..... D16/321
D481,750 S	11/2003	Stables	
D481,751 S	11/2003	Stables	
7,093,934 B1	8/2006	Banker	
D532,814 S	11/2006	Lane	

FIG. 1 is a perspective view of a pair of fit-over sunglasses showing my new design;  
FIG. 2 is a front view thereof;  
FIG. 3 is a back view thereof;  
FIG. 4 is a left-side view thereof;  
FIG. 5 is a right-side view thereof;  
FIG. 6 is a top view thereof; and,  
FIG. 7 is a bottom view thereof.

The application relates to the design of a pair of sunglass with broad lenses, a square corner at the edge of each lens, and a square upper portion above the lenses.

**1 Claim, 7 Drawing Sheets**



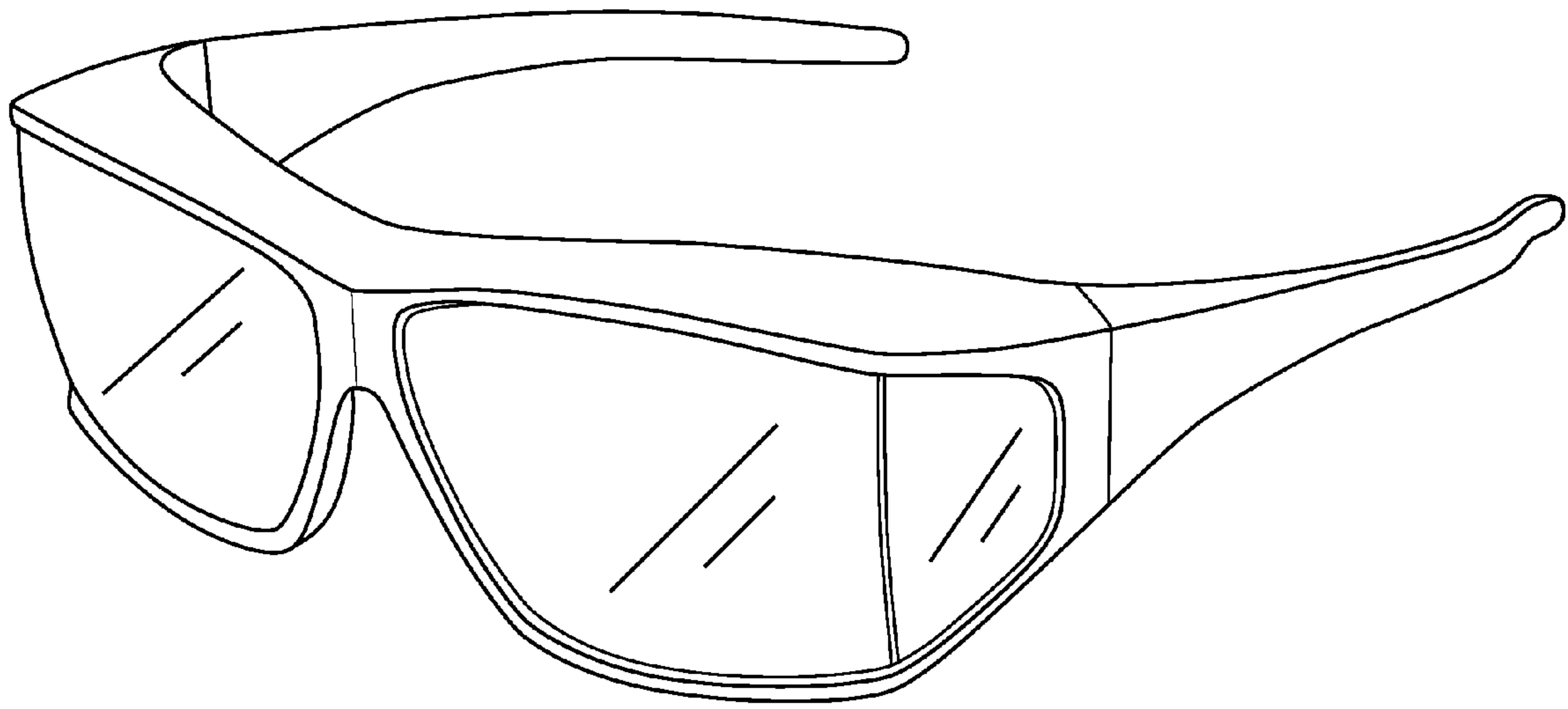


FIG. 1

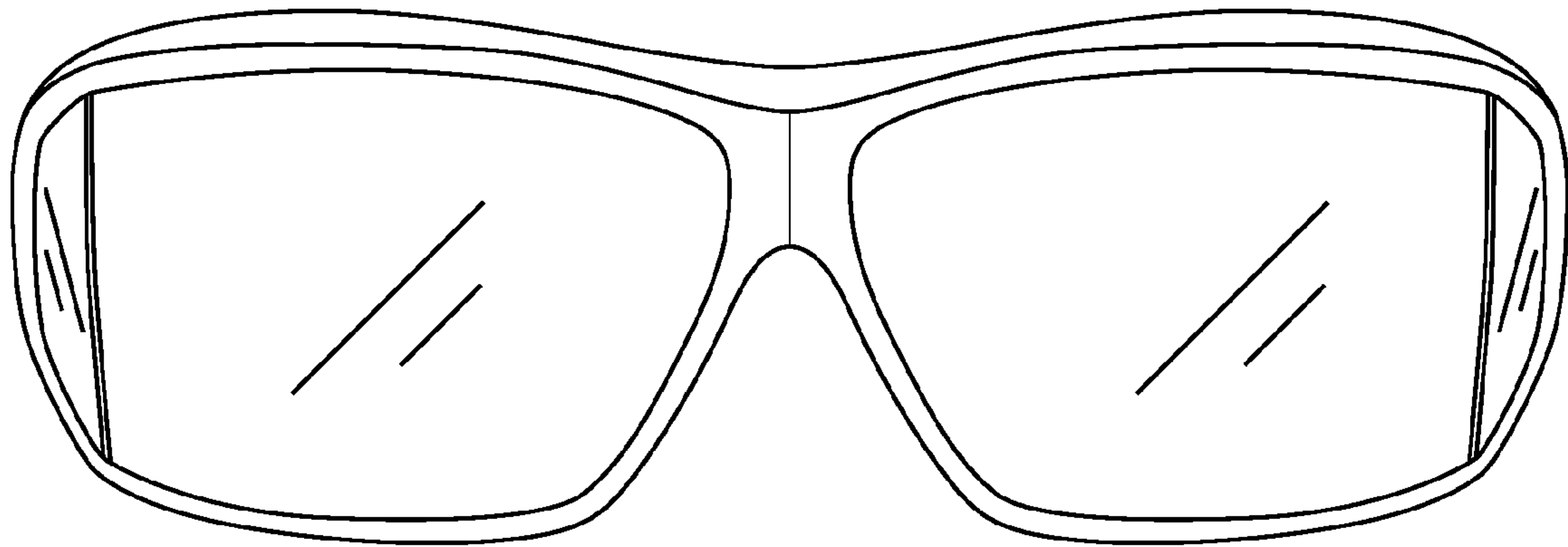


FIG. 2

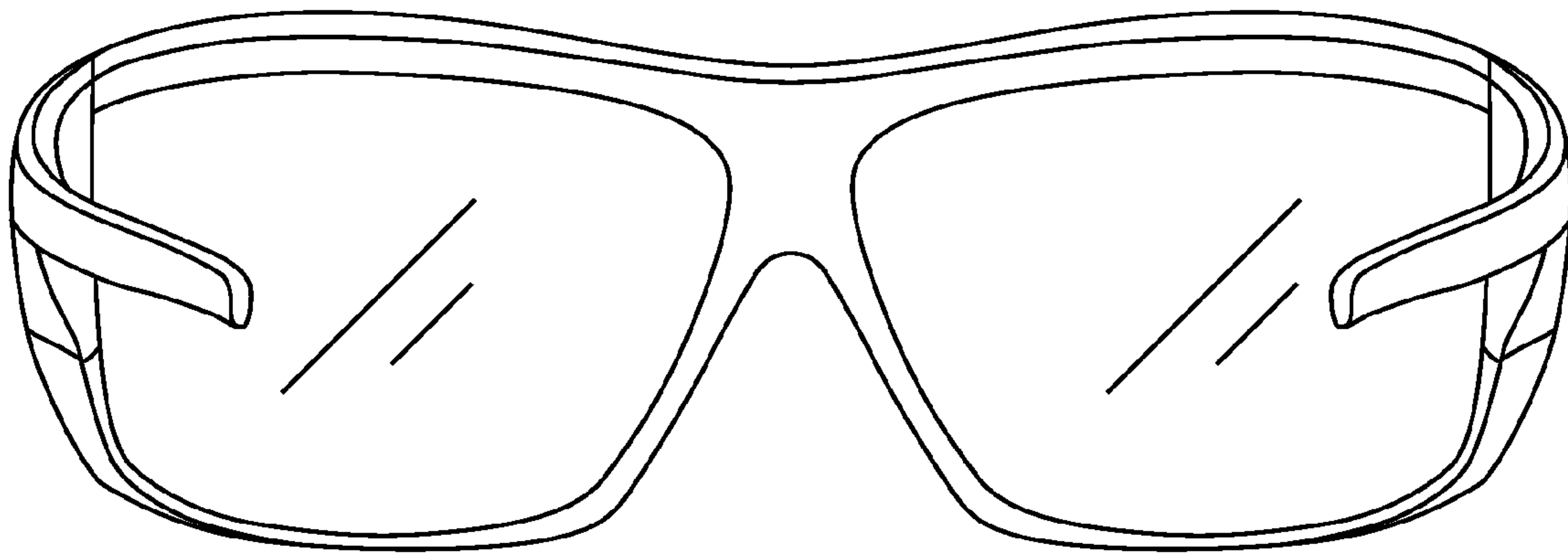


FIG. 3




FIG. 4




FIG. 5

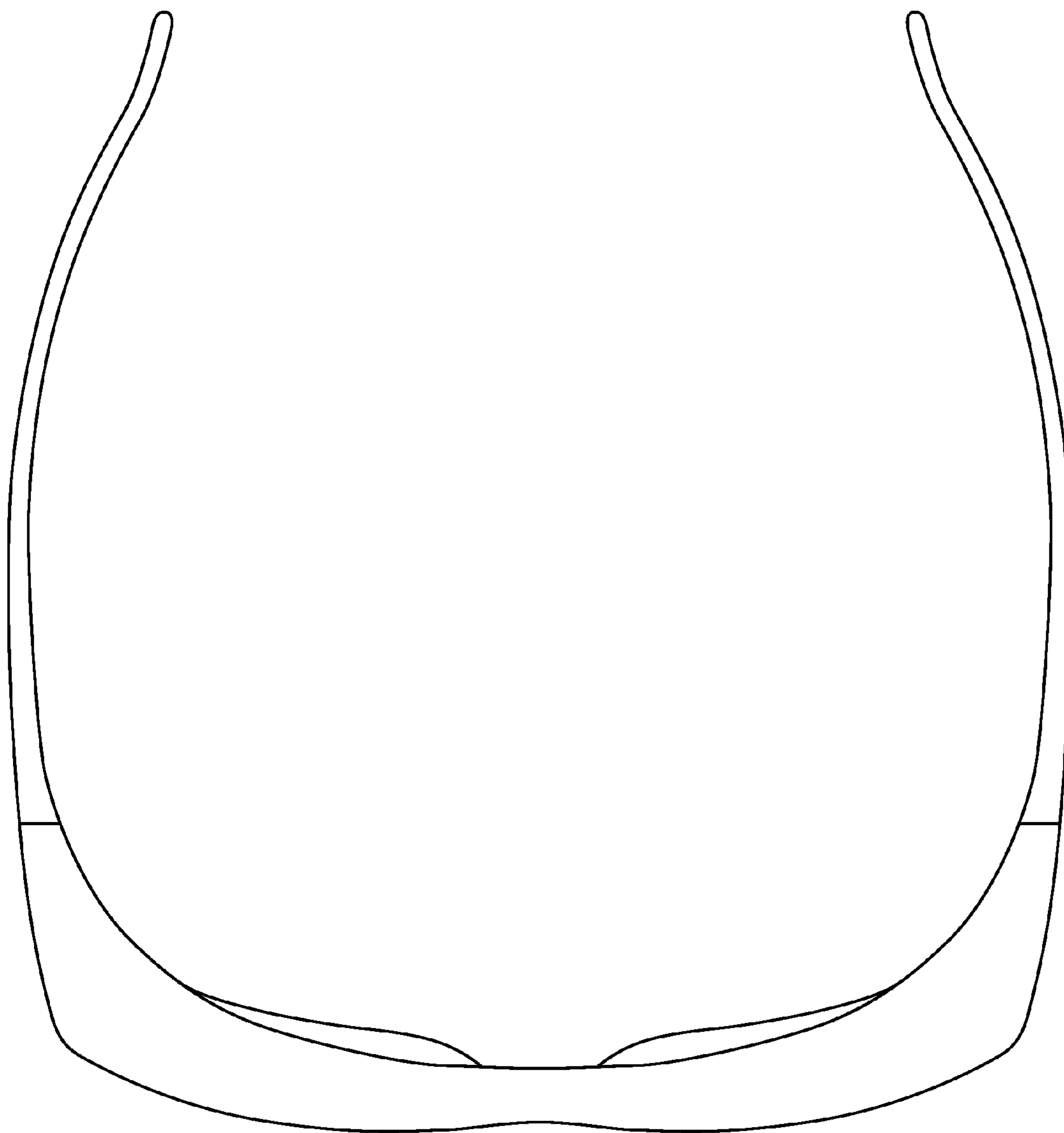


FIG. 6

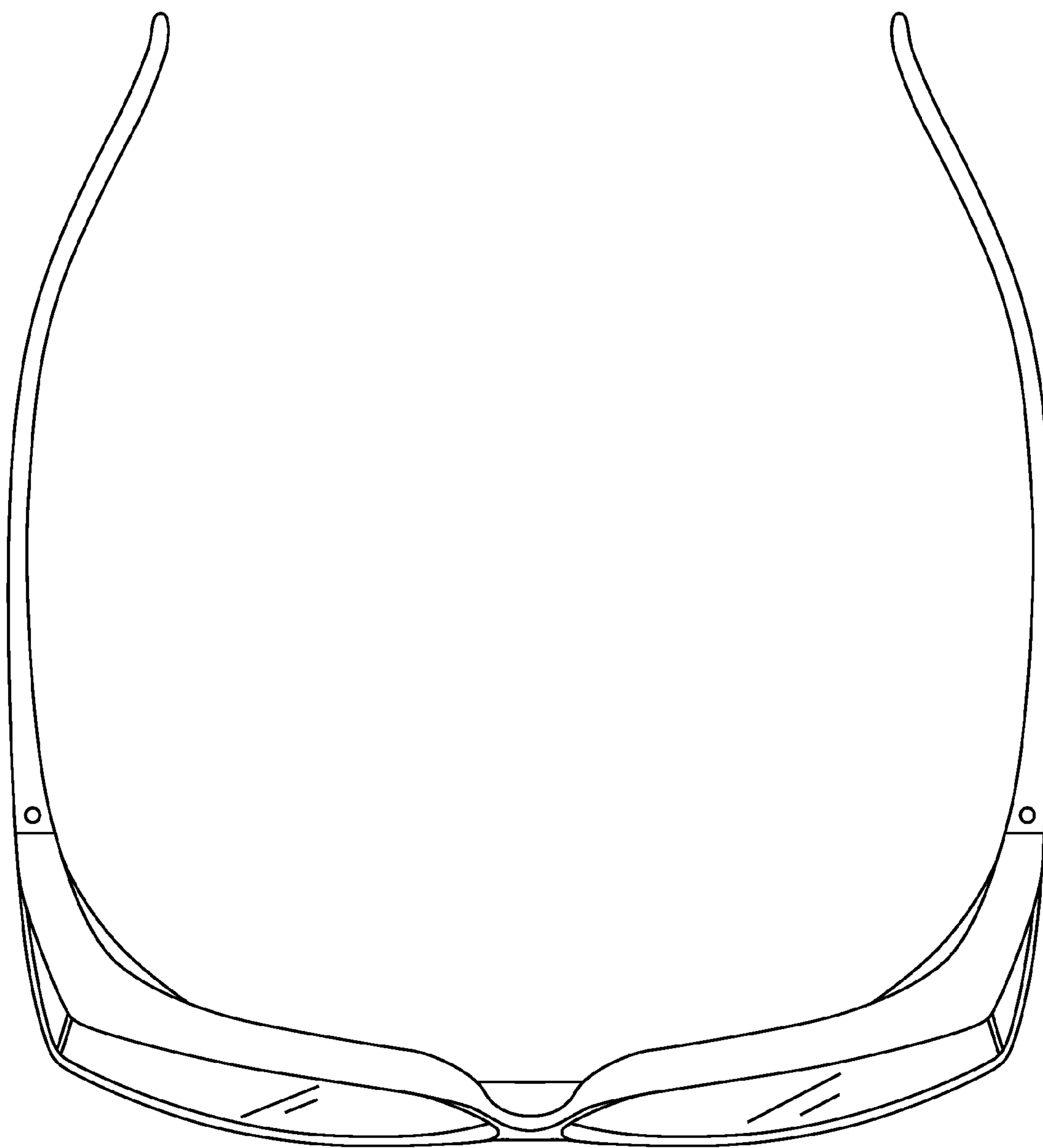


FIG. 7