



US00D586840S

(12) **United States Design Patent**
Wilkerson

(10) **Patent No.:** **US D586,840 S**

(45) **Date of Patent:** **** Feb. 17, 2009**

(54) **SUNGLASSES DESIGN**

(76) **Inventor:** **Todd Wilkerson**, 21450 Chase St. #219,
Canoga Park, CA (US) 91304

(**) **Term:** **14 Years**

(21) **Appl. No.:** **29/308,002**

(22) **Filed:** **May 22, 2008**

(51) **LOC (9) Cl.** **16-06**

(52) **U.S. Cl.** **D16/326; D16/301; D16/309**

(58) **Field of Classification Search** D16/101,
D16/300-342; D29/109-110; D24/110.2;
351/41, 44, 51-52, 62, 158, 92, 103-123,
351/140, 153, 45-46; 2/426-432, 447-449,
2/441, 436, 434-437, 13, 15; D21/483, 659-661
See application file for complete search history.

(56) **References Cited**

U.S. PATENT DOCUMENTS

| | | | | |
|-----------|-----|--------|-------------|---------------|
| 1,067,793 | A | 7/1913 | Barr | |
| 1,351,491 | A | 8/1920 | Schwabacher | |
| 1,793,785 | A | 2/1931 | Dunlap | |
| 1,959,915 | A | 5/1934 | Guthrie | |
| 2,114,658 | A | 4/1938 | Noffsinger | |
| 2,212,945 | A | 8/1940 | Lehrfeld | |
| 2,232,455 | A | 2/1941 | Hebard | |
| D175,469 | S * | 8/1955 | Ives | D16/301 |

| | | | | |
|-----------|-----|---------|-----------|---------------|
| 2,796,610 | A | 6/1957 | Doorenbos | |
| 2,824,308 | A | 2/1958 | Duncan | |
| 2,857,598 | A | 10/1958 | Augustin | |
| 3,030,628 | A | 4/1962 | Crosson | |
| D196,532 | S * | 10/1963 | Facci | D16/301 |
| D295,533 | S * | 5/1988 | Wichers | D16/319 |
| 4,869,584 | A * | 9/1989 | Dion | 351/45 |
| D305,132 | S * | 12/1989 | Ruimi | D19/65 |
| 4,953,231 | A | 9/1990 | Burnett | |
| D572,292 | S * | 7/2008 | Jones | D16/306 |

* cited by examiner

Primary Examiner—Raphael Barkai

(74) *Attorney, Agent, or Firm*—Greenberg Traurig, P.A.

(57) **CLAIM**

The ornamental design for the sunglasses design, as shown.

DESCRIPTION

FIG. 1 is a top front side perspective view of the sunglasses design comprising the present invention;

FIG. 2 is a front elevational view thereof;

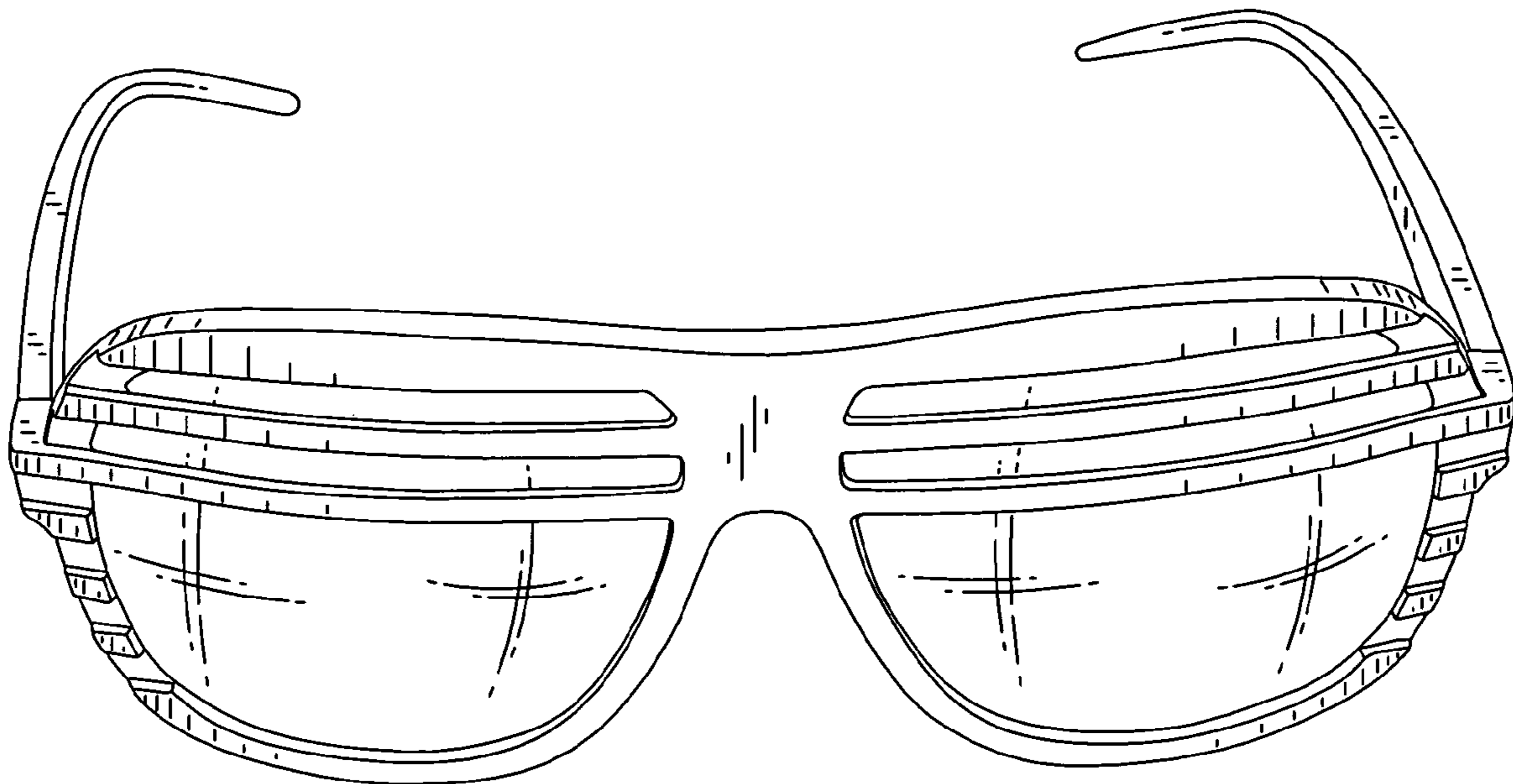
FIG. 3 is a left side view thereof;

FIG. 4 is a rear elevational view thereof;

FIG. 5 is a top view thereof; and,

FIG. 6 is a bottom view thereof.

1 Claim, 3 Drawing Sheets



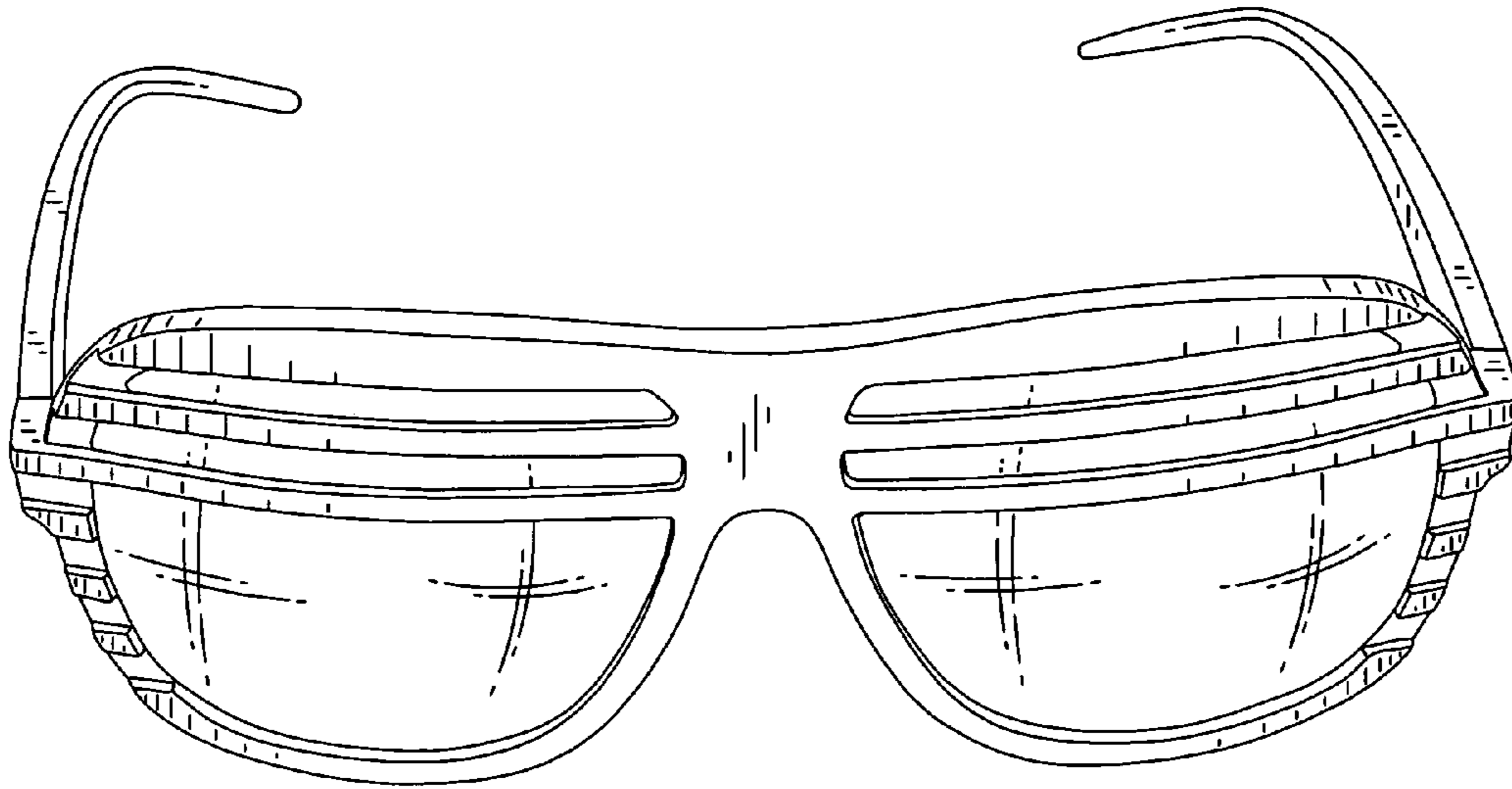


Fig. 1

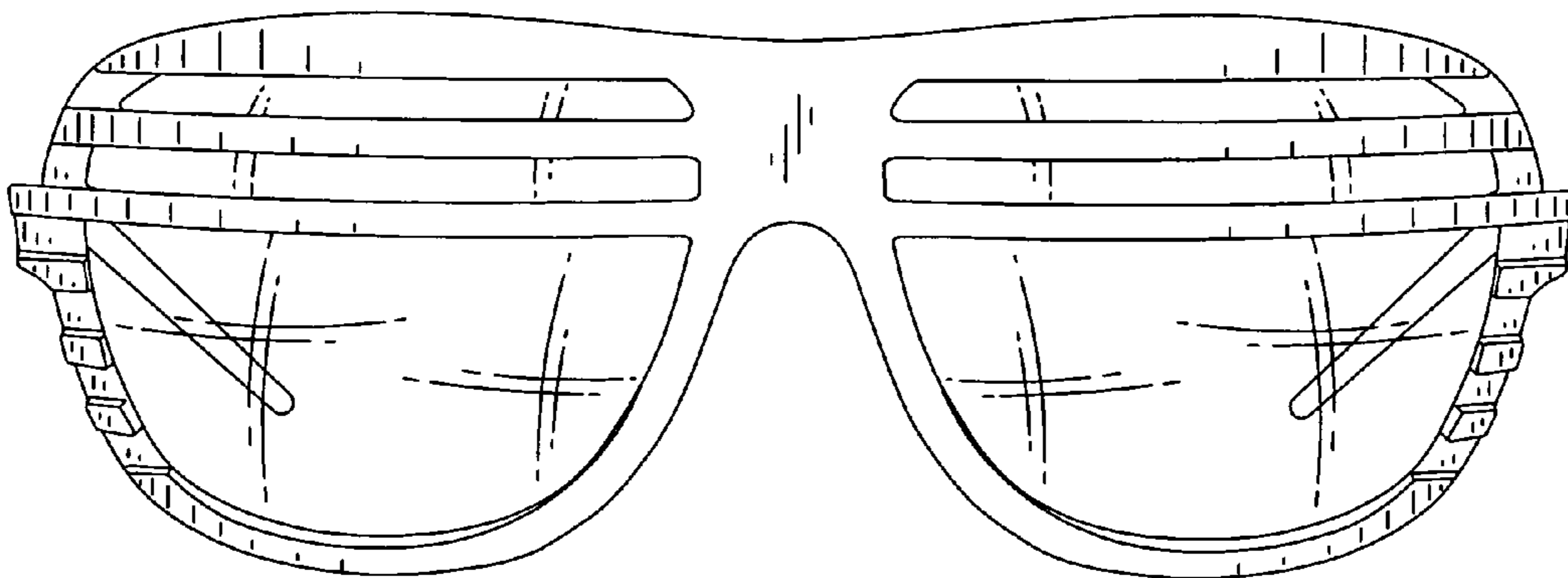


Fig. 2

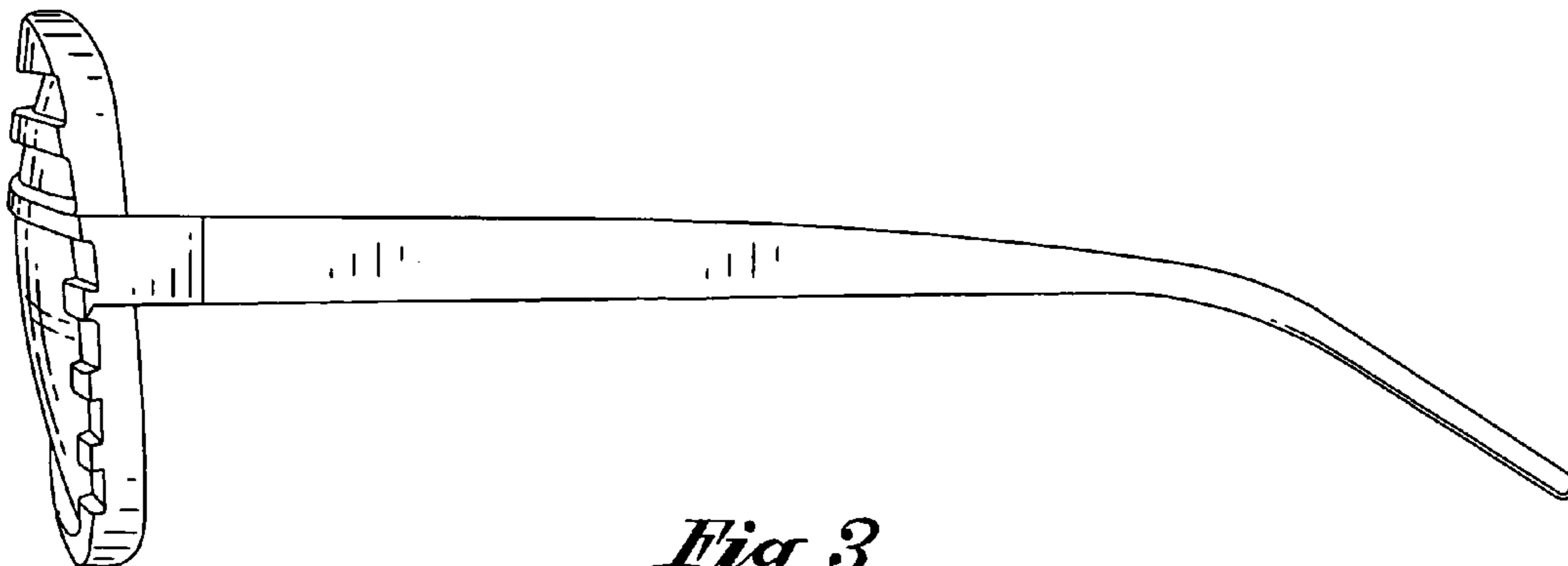


Fig. 3

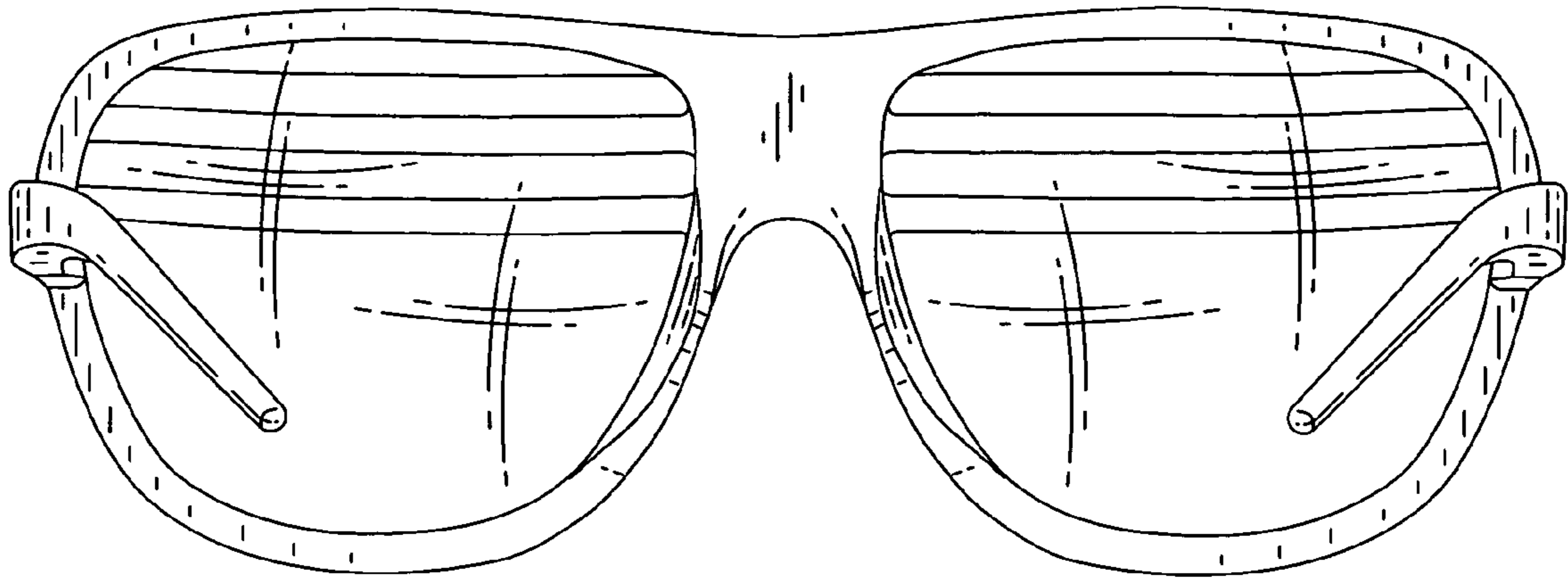


Fig. 4

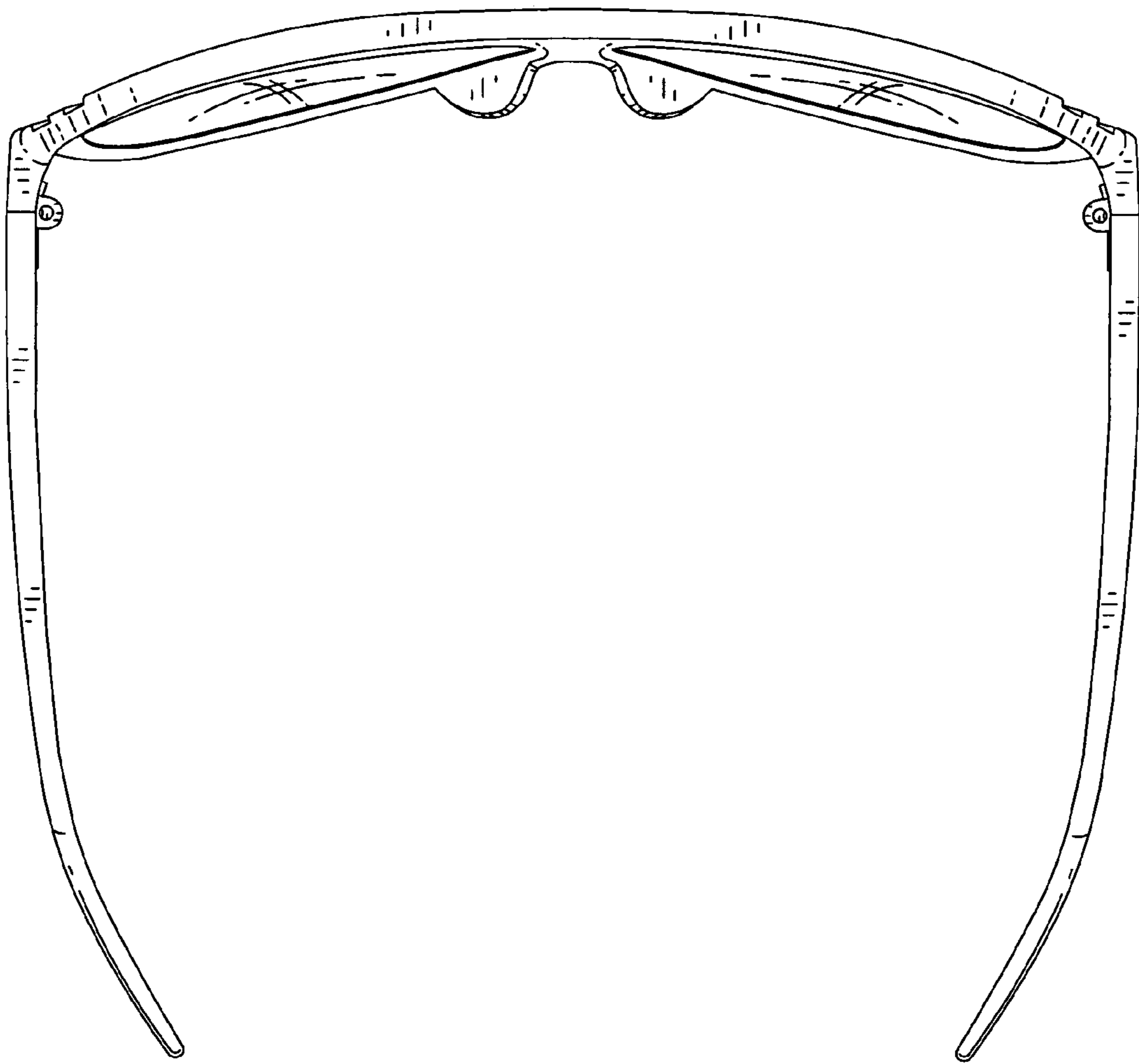


Fig. 5

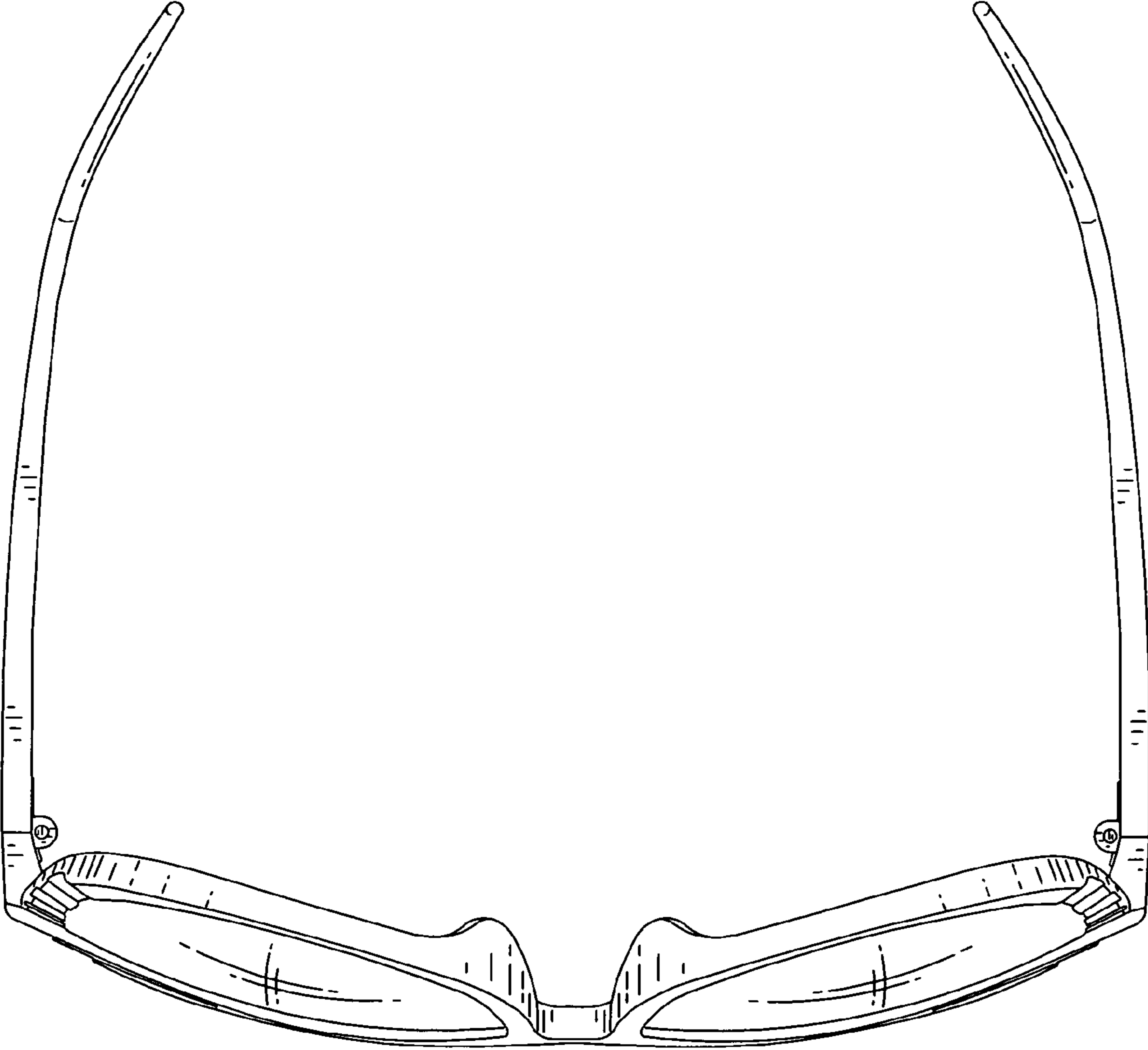


Fig. 6