



US00D586821S

(12) **United States Design Patent**  
**Koh**

(10) **Patent No.:** **US D586,821 S**  
(45) **Date of Patent:** **\*\* Feb. 17, 2009**

(54) **USER INTERFACE FOR VIDEO SCREEN**

2008/0148146 A1\* 6/2008 Estrada et al. .... 715/255

(75) Inventor: **Denmei Koh**, Kadoma (JP)

FOREIGN PATENT DOCUMENTS

(73) Assignee: **Panasonic Corporation**, Osaka (JP)

JP	D1186670	10/2003
JP	D1231616	2/2005
JP	D1231635	2/2005
JP	D1231636	2/2005
JP	D1231790	2/2005
JP	D1231791	2/2005
JP	D1291605	1/2007
JP	D1291606	1/2007
JP	D1306518	7/2007
JP	D1306519	7/2007
JP	D1306520	7/2007
JP	D1306521	7/2007
JP	D1306522	7/2007
JP	D1309487	9/2007
JP	D1309488	9/2007

(\*\*) Term: **14 Years**

(21) Appl. No.: **29/298,326**

(22) Filed: **Dec. 3, 2007**

(30) **Foreign Application Priority Data**

Jun. 8, 2007 (JP) ..... 2007-015338

(51) **LOC (9) Cl.** ..... **32-00**

(52) **U.S. Cl.** ..... **D14/486**

(58) **Field of Classification Search** ..... D14/485,  
D14/486, 487, 488, 489, 490, 491, 492, 493,  
D14/494, 495, 455; 715/867, 962, 963, 975,  
715/976, 977, 831, 835, 837, 838, 839, 840,  
715/841, 842, 843, 845, 846, 847, 848, 860,  
715/861, 864, 803, 804, 808, 809, 812, 815,  
715/817, 818, 819, 820, 821, 822, 823, 825,  
715/828, 829, 763, 764, 768, 779, 780, 781,  
715/782, 783, 784, 788, 791, 792, 793, 794,  
715/797, 222, 227, 235, 246, 700, 703, 706,  
715/709, 716, 719; 715/720, 721, 723, 727,  
715/728, 730, 739; 345/902, 949, 955, 960

See application file for complete search history.

\* cited by examiner

*Primary Examiner*—Jennifer Rivard

*Assistant Examiner*—Angela J Lee

(74) *Attorney, Agent, or Firm*—Brinks Hofer Gilson & Lione

(57) **CLAIM**

I claim the ornamental design for a user interface for video screen, as shown and described.

**DESCRIPTION**

FIG. 1 is a front view of a user interface for video screen of the present invention;

FIG. 2 is a front perspective view thereof;

FIG. 3 is a rear view thereof;

FIG. 4 is a top view thereof;

FIG. 5 is a bottom view thereof;

FIG. 6 is a first side view thereof; and,

FIG. 7 is a second side view thereof.

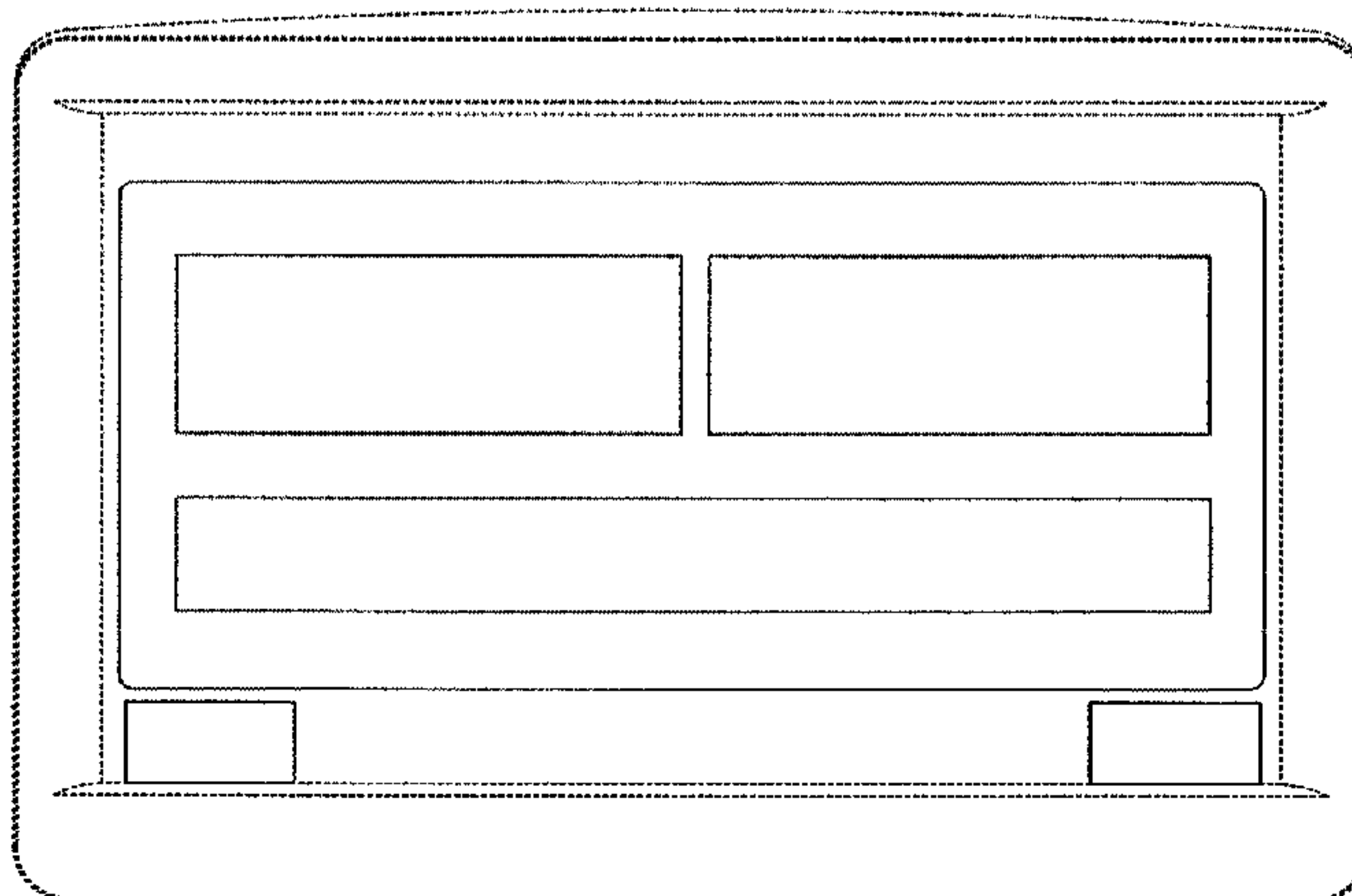
The broken line showing of user interface for video screen is included for the purpose of illustrating environment and forms no part of the claimed design.

(56) **References Cited**

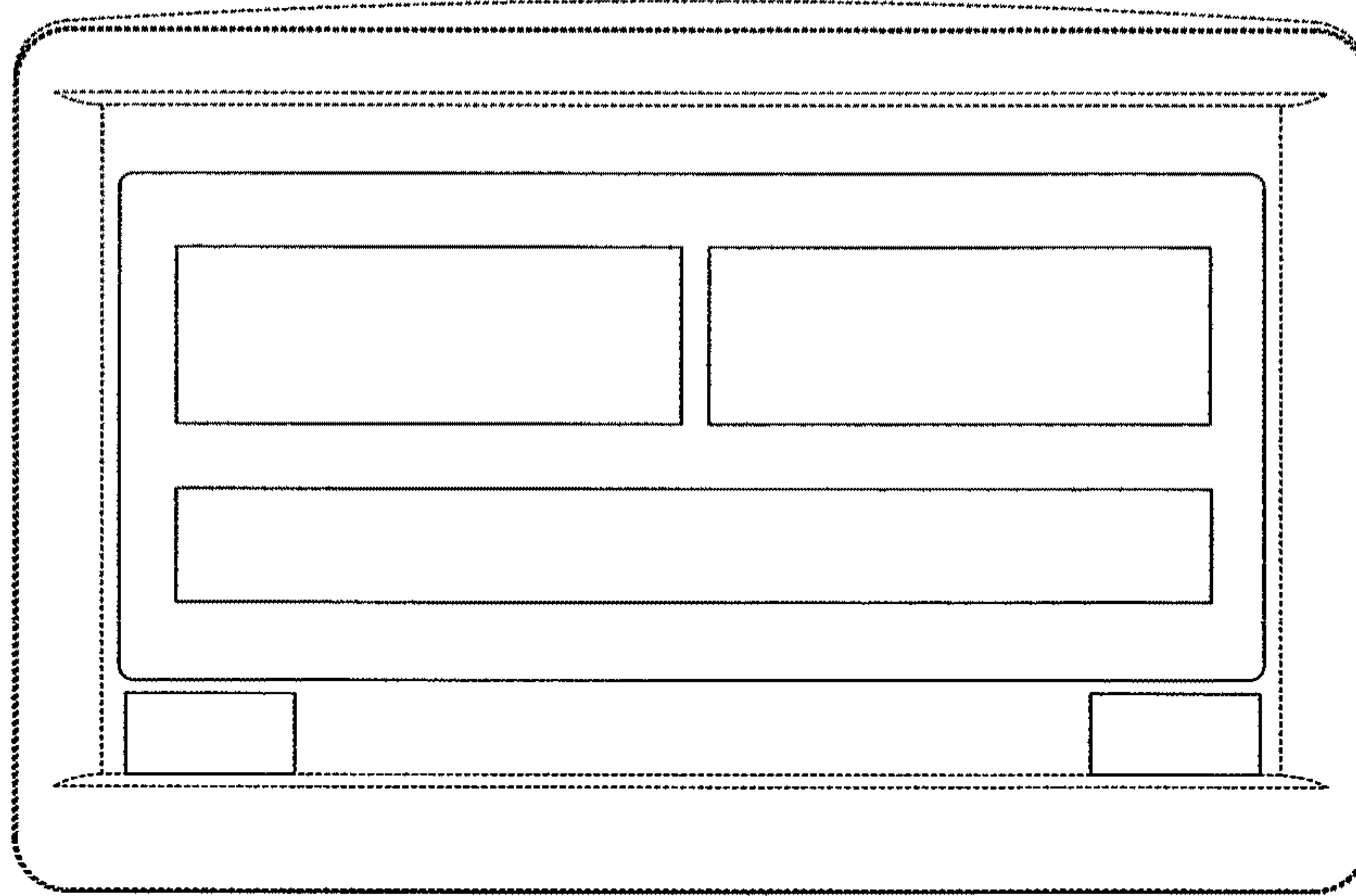
U.S. PATENT DOCUMENTS

D400,520	S *	11/1998	Baker et al. ....	D14/486
5,844,560	A *	12/1998	Crutcher et al. ....	715/840
D418,826	S *	1/2000	Pavely et al. ....	D14/486
6,434,224	B1 *	8/2002	Nagashima et al. ....	379/93.23
6,879,862	B2 *	4/2005	Brown et al. ....	700/17
D527,011	S *	8/2006	Bixler ....	D14/486
7,113,833	B1 *	9/2006	Brown et al. ....	700/17
7,216,300	B2 *	5/2007	Dang ....	715/783
D568,185	S *	5/2008	Sakai et al. ....	D10/65
D576,634	S *	9/2008	Clark et al. ....	D14/485
2006/0064635	A1 *	3/2006	Reid et al. ....	715/517
2007/0209023	A1 *	9/2007	Nakagawa et al. ....	715/838

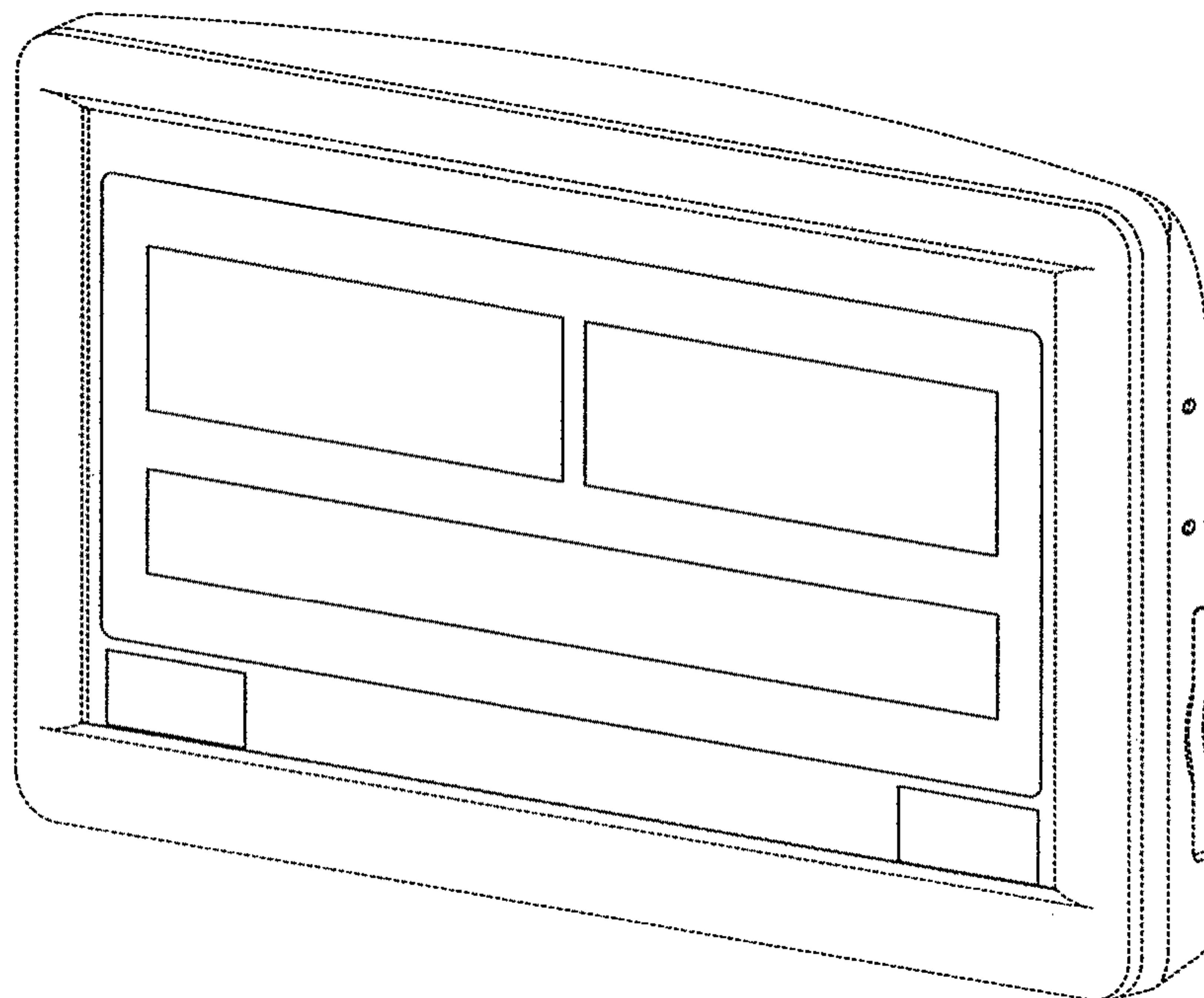
**1 Claim, 3 Drawing Sheets**



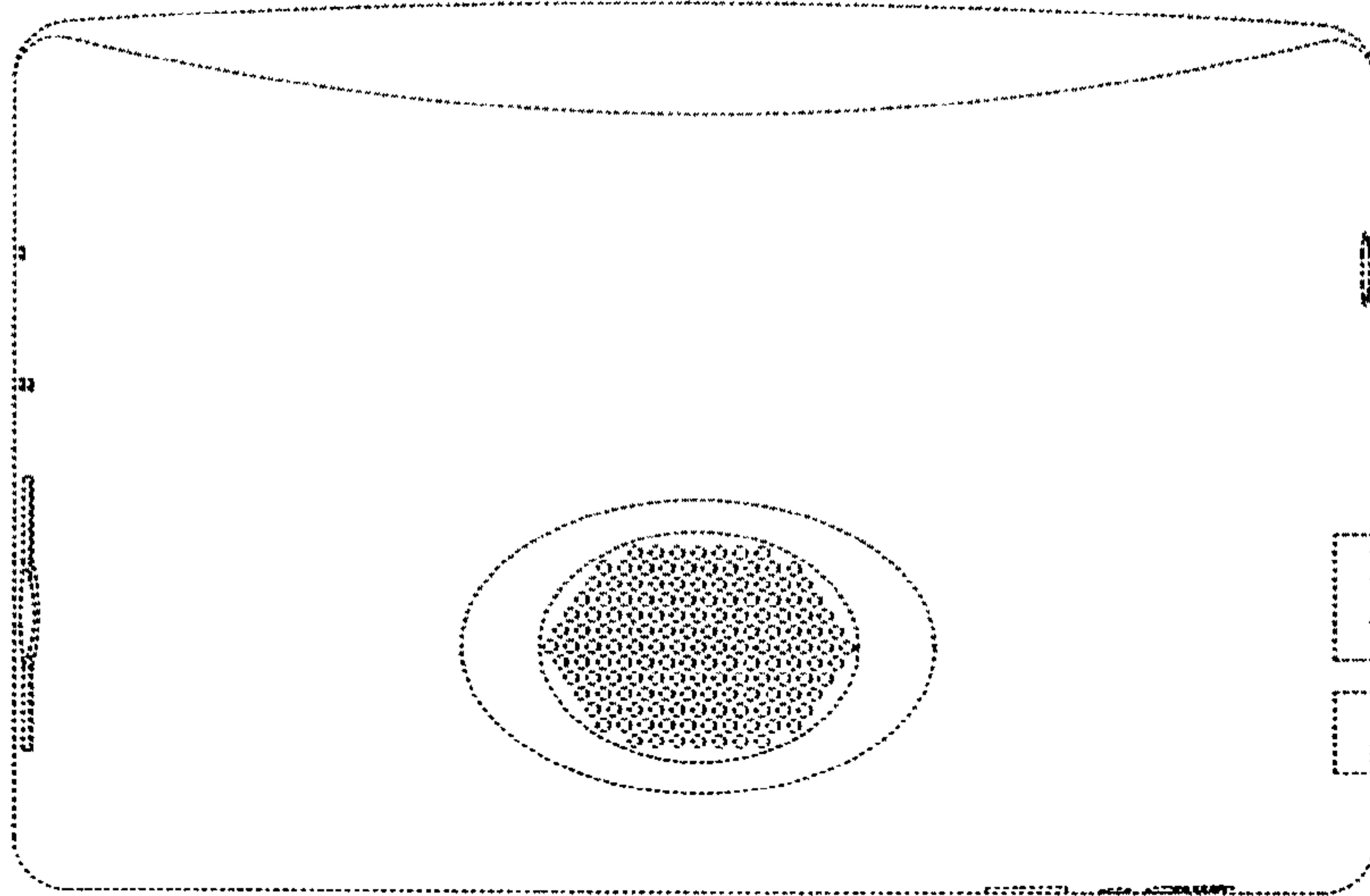
**FIG.1**



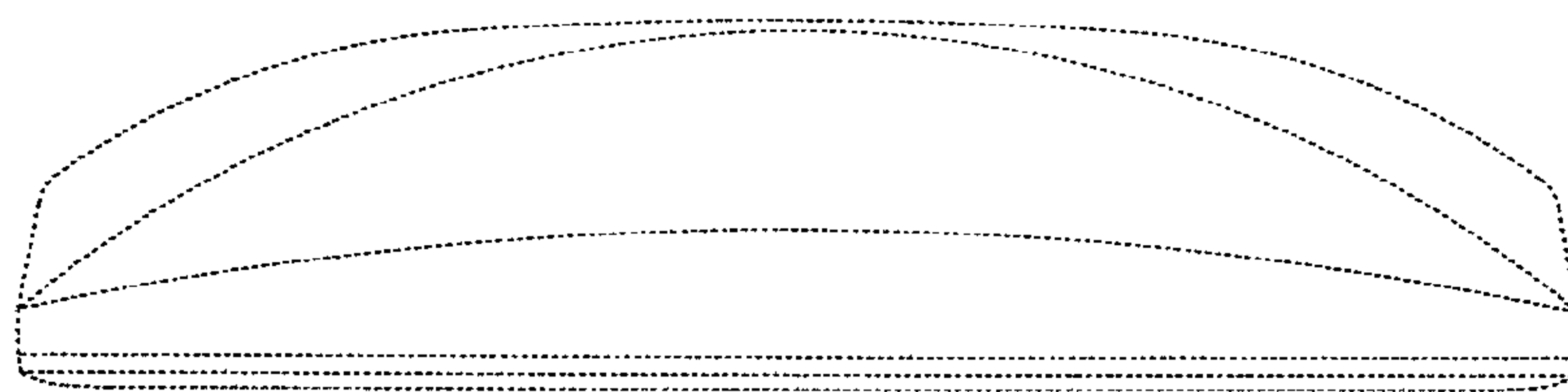
**FIG.2**




**FIG.3**



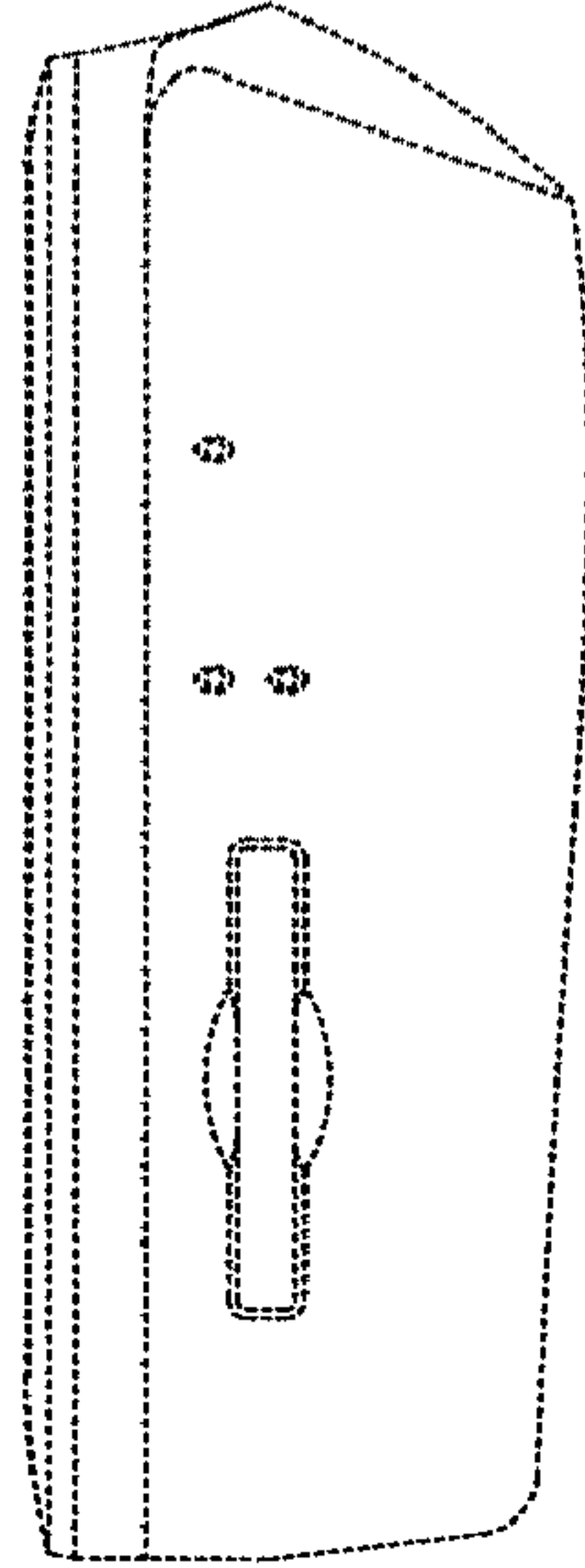
**FIG.4**



**FIG.5**



**FIG.6**



**FIG.7**

