



US00D586813S

(12) **United States Design Patent**
Colburn

(10) **Patent No.:** **US D586,813 S**

(45) **Date of Patent:** **** Feb. 17, 2009**

(54) **COMBINATION MAGNETIC STRIPE AND CONTACTLESS CARD READER**

(75) Inventor: **Theodore J. Colburn**, San Francisco, CA (US)

(73) Assignee: **Vivotech, Inc.**, Santa Clara, CA (US)

(**) Term: **14 Years**

(21) Appl. No.: **29/303,928**

(22) Filed: **Feb. 20, 2008**

(51) **LOC (9) Cl.** **14-02**

(52) **U.S. Cl.** **D14/385**

(58) **Field of Classification Search** D14/356–370, D14/383–387, 402, 407–410, 432–435, 439, D14/448, 137, 138, 155, 188, 191, 299, 902; D13/107, 108, 123, 133, 154, 158, 162, 168, D13/184, 199; D3/201, 203.5, 203.6, 205, D3/218, 273–275, 302; D9/715, 414, 424, D9/426, 430–432, 499; 361/600, 622, 627–636, 361/724, 725, 679–687; 341/173, 176; 235/492
See application file for complete search history.

(56) **References Cited**

U.S. PATENT DOCUMENTS

D341,567 S *	11/1993	Acker et al.	D13/110
D374,438 S *	10/1996	Gilliam et al.	D14/408
D391,953 S *	3/1998	Copeland et al.	D14/137
D393,859 S *	4/1998	Nguyen et al.	D14/191
D401,580 S *	11/1998	Goto	D14/155
D404,377 S *	1/1999	Wilson et al.	D14/365
D416,023 S *	11/1999	Du	D14/242
D434,374 S *	11/2000	Ko	D13/123
D436,585 S *	1/2001	Nuk et al.	D14/155
D436,919 S *	1/2001	Wakefield et al.	D13/110
D437,314 S *	2/2001	DeLeon	D14/242
D450,680 S *	11/2001	Yuyama	D14/198
D458,923 S *	6/2002	Freitag et al.	D14/314
D459,347 S *	6/2002	Freitag et al.	D14/314
D462,676 S *	9/2002	Sodling	D14/240
D469,770 S *	2/2003	Carpenter et al.	D14/433

D470,839 S *	2/2003	Tuhkanen	D14/240
6,522,552 B1 *	2/2003	Lee	361/752
D473,221 S *	4/2003	Gargani et al.	D14/240
D491,953 S *	6/2004	Arakaki et al.	D14/453
D501,643 S *	2/2005	Strand et al.	D10/104
D515,574 S *	2/2006	Colburn	D14/383
D559,253 S *	1/2008	Arakaki et al.	D14/385
D560,219 S *	1/2008	Yamakawa et al.	D14/385
D566,115 S *	4/2008	Swanson et al.	D14/358

* cited by examiner

Primary Examiner—Cathron C Brooks

Assistant Examiner—Deanna Fluegeman

(74) *Attorney, Agent, or Firm*—Jenkins, Wilson, Taylor & Hunt, P.A.

(57) **CLAIM**

The ornamental design for a combination magnetic stripe and contactless card reader, as shown and described.

DESCRIPTION

FIG. 1 is a perspective view of the combination magnetic stripe and contactless card reader;

FIG. 2 is a front view of the combination magnetic stripe and contactless card reader;

FIG. 3 is a rear view of the combination magnetic stripe and contactless card reader;

FIG. 4 is a left side view of the combination magnetic stripe and contactless card reader;

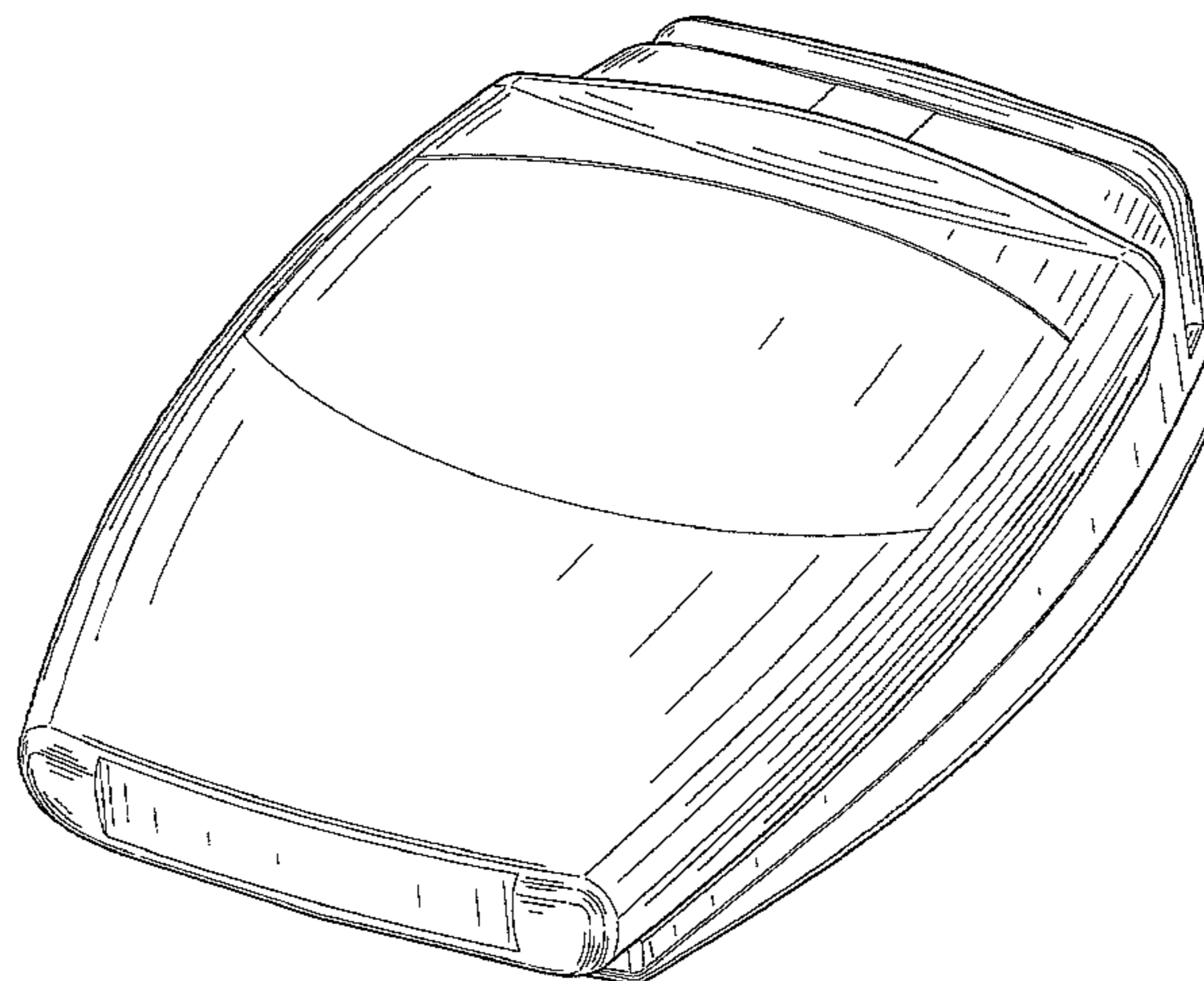
FIG. 5 is a right side view of the combination magnetic stripe and contactless card reader;

FIG. 6 is a top view of the combination magnetic stripe and contactless card reader; and,

FIG. 7 is a bottom view of the combination magnetic stripe and contactless card reader.

The portions of the combination magnetic stripe and contactless card reader shown in broken lines form no part of the claimed design.

1 Claim, 7 Drawing Sheets



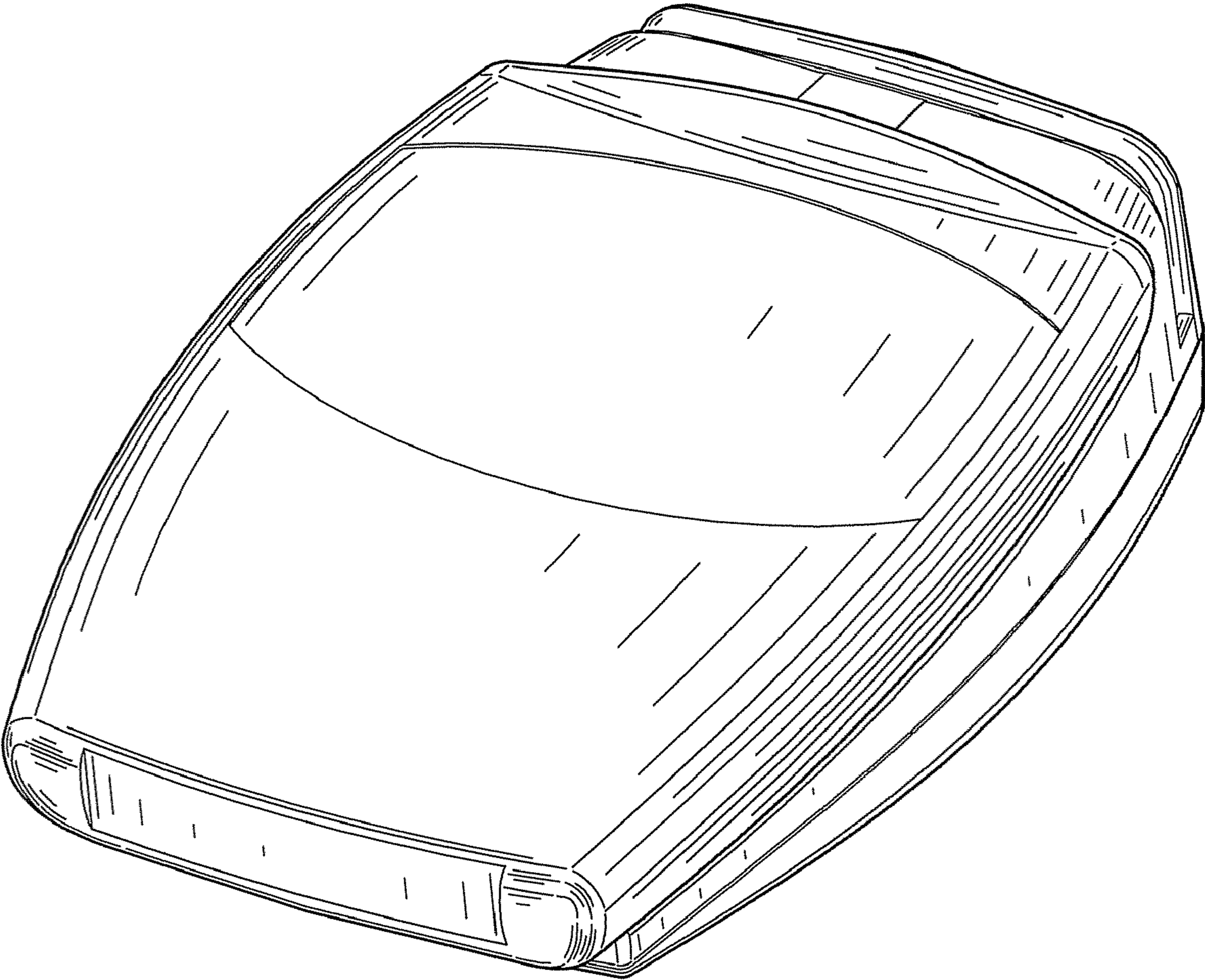


FIG. 1




FIG. 2

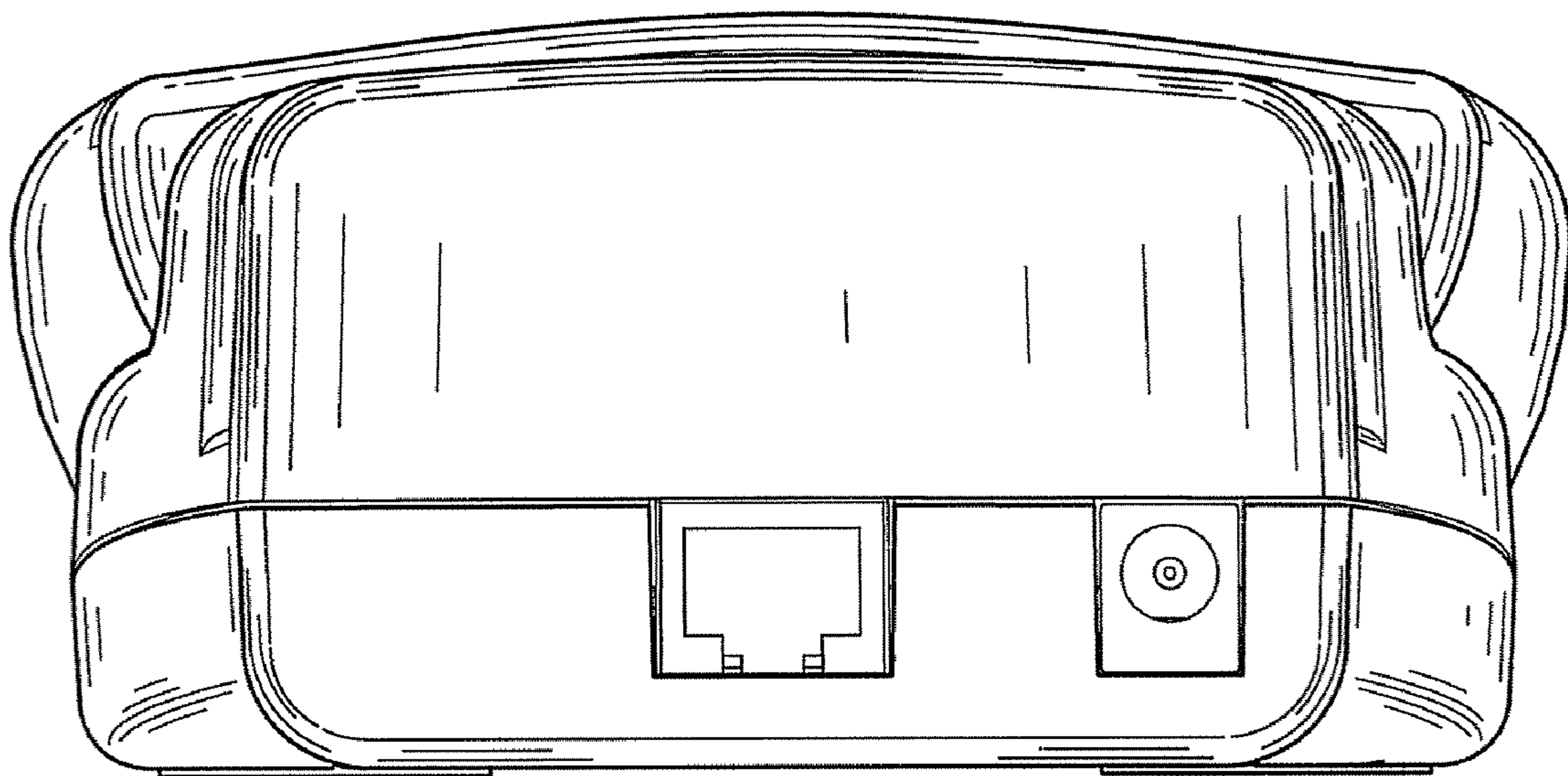


FIG. 3




FIG. 4




FIG. 5




FIG. 6

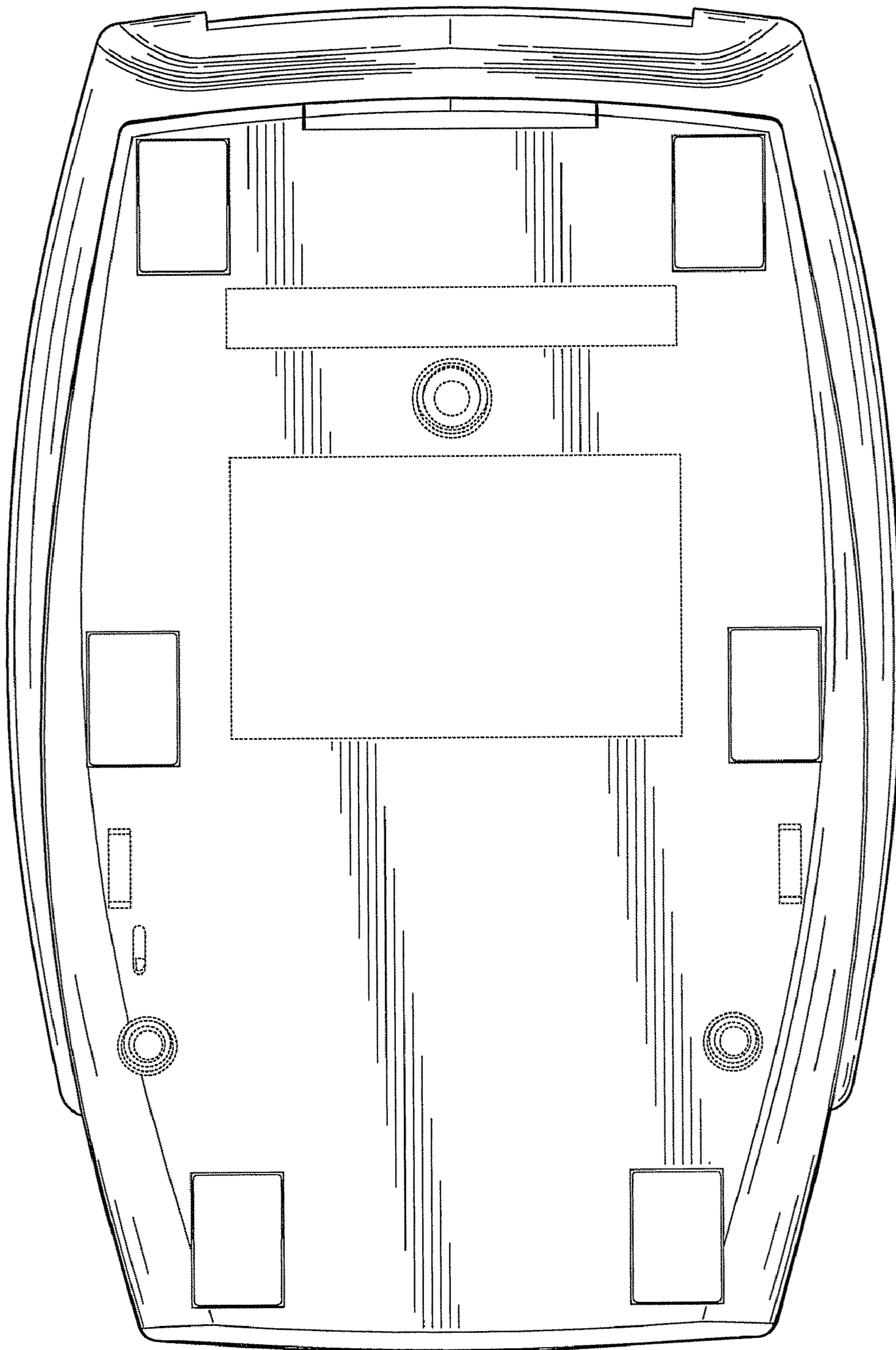


FIG. 7