



US00D586804S

(12) **United States Design Patent**
Rak et al.

(10) **Patent No.:** **US D586,804 S**

(45) **Date of Patent:** **** *Feb. 17, 2009**

(54) **HAND-HELD ELECTRONIC DEVICE**

(75) Inventors: **Roman P. Rak**, Waterloo (CA); **Jason T. Griffin**, Kitchener (CA)

(73) Assignee: **Research in Motion Limited**, Waterloo, Ontario

(*) Notice: This patent is subject to a terminal disclaimer.

(**) Term: **14 Years**

(21) Appl. No.: **29/247,466**

(22) Filed: **Jun. 20, 2006**

(51) **LOC (9) Cl.** **14-02**

(52) **U.S. Cl.** **D14/346; D14/138 AA**

(58) **Field of Classification Search** D14/341, D14/342, 343, 344, 345, 346, 347, 452, 374, D14/426, 496, 137, 138, 247, 248, 455, 456, D14/420, 427, 432, 439, 440, 441, 448, 125, D14/129, 130, 250, 389, 147, 218, 156, 126; D21/517, 329, 331, 686; D18/7, 6; D10/65, D10/104; 345/169, 173; 379/433.04, 433.06, 379/433.07, 433.11, 433.12, 433.13; 348/14.02; 455/556.1, 556.2, 566, 575.1, 575.4, 90.3, 455/575.3; 349/12; D13/168; D6/596, 601, D6/605; 361/814; 341/22
See application file for complete search history.

(56) **References Cited**

U.S. PATENT DOCUMENTS

6,785,565 B2 * 8/2004 Gventer 455/575.4
6,810,272 B2 * 10/2004 Kraft et al. 455/566

6,865,404 B1 * 3/2005 Tikkala et al. 455/566
7,203,467 B2 * 4/2007 Siddiqui 455/90.3
D542,285 S * 5/2007 O'Neil et al. D14/247
D550,186 S * 9/2007 Rak D14/138
D550,665 S * 9/2007 Griffin et al. D14/346
D551,227 S * 9/2007 Griffin et al. D14/346
D556,175 S * 11/2007 Hong et al. D14/138
D556,207 S * 11/2007 Griffin D14/455
D556,749 S * 12/2007 Rak et al. D14/346
2006/0192764 A1 * 8/2006 Siddiqui 345/169
2007/0259698 A1 * 11/2007 Chen et al. 455/566
2007/0287391 A1 * 12/2007 Hofer et al. 455/90.3
2008/0020810 A1 * 1/2008 Park 455/575.1
2008/0032637 A1 * 2/2008 Ladouceur et al. 455/90.3

* cited by examiner

Primary Examiner—Cathron C Brooks

Assistant Examiner—Angela J Lee

(74) *Attorney, Agent, or Firm*—Novak Druce + Quigg LLP

(57) **CLAIM**

We claim the ornamental design for a hand-held electronic device, as shown and described.

DESCRIPTION

FIG. 1 is a front perspective view of a hand-held electronic device;

FIG. 2 is a front elevational view thereof;


FIG. 3 is a left elevational view thereof;

FIG. 4 is a right elevational view thereof;

FIG. 5 is a top plan view thereof; and,

FIG. 6 is a bottom plan view thereof.

1 Claim, 4 Drawing Sheets






FIG. 1

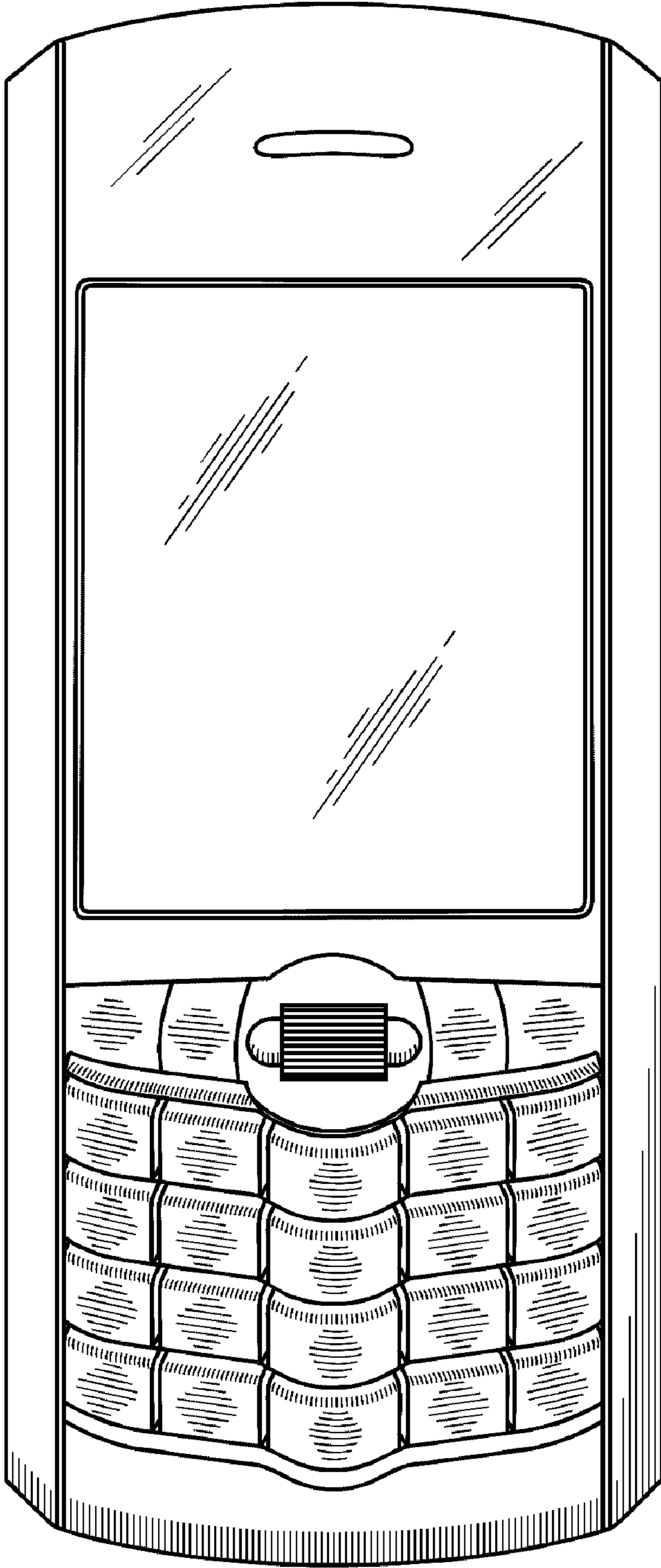


FIG. 2

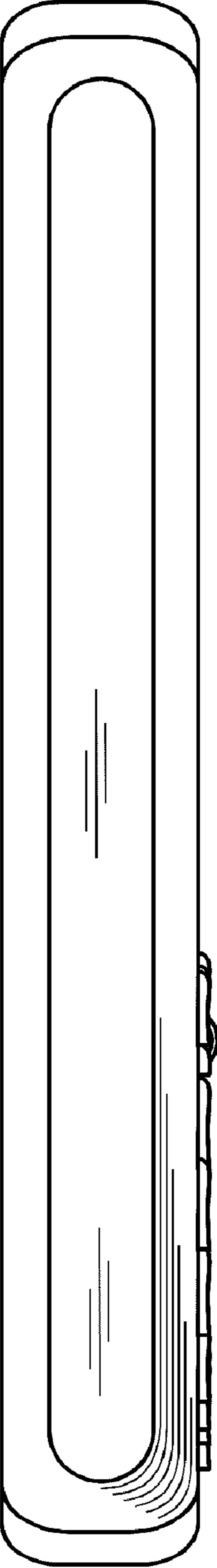


FIG. 3




FIG. 4

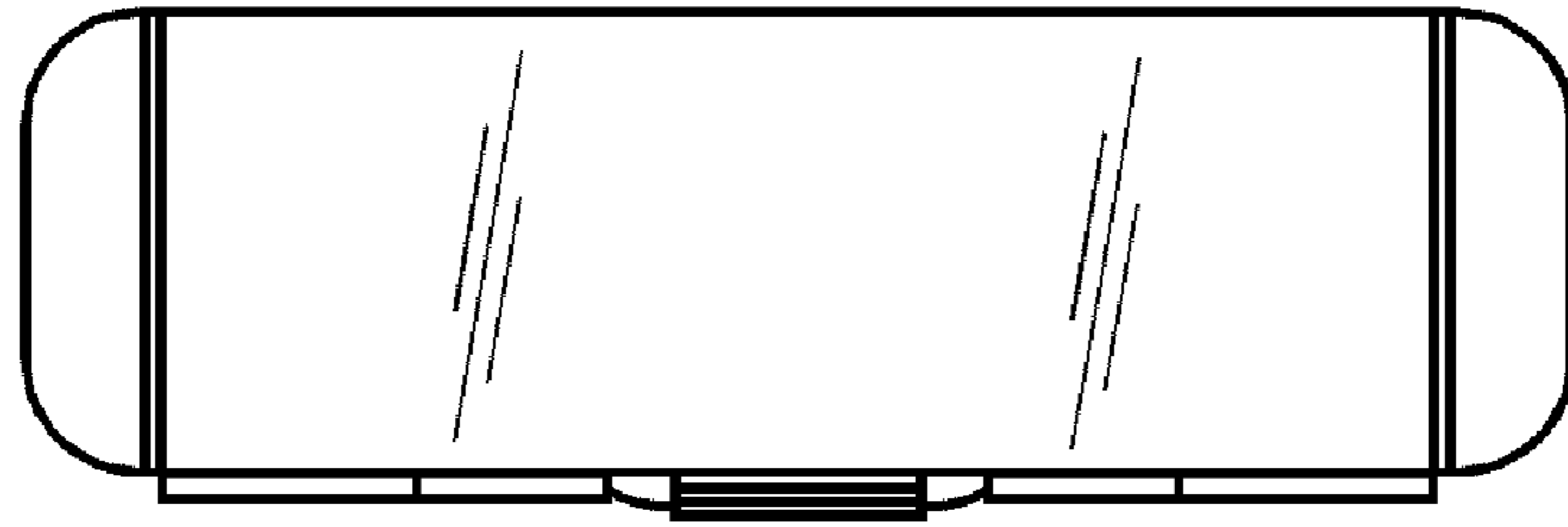


FIG. 5

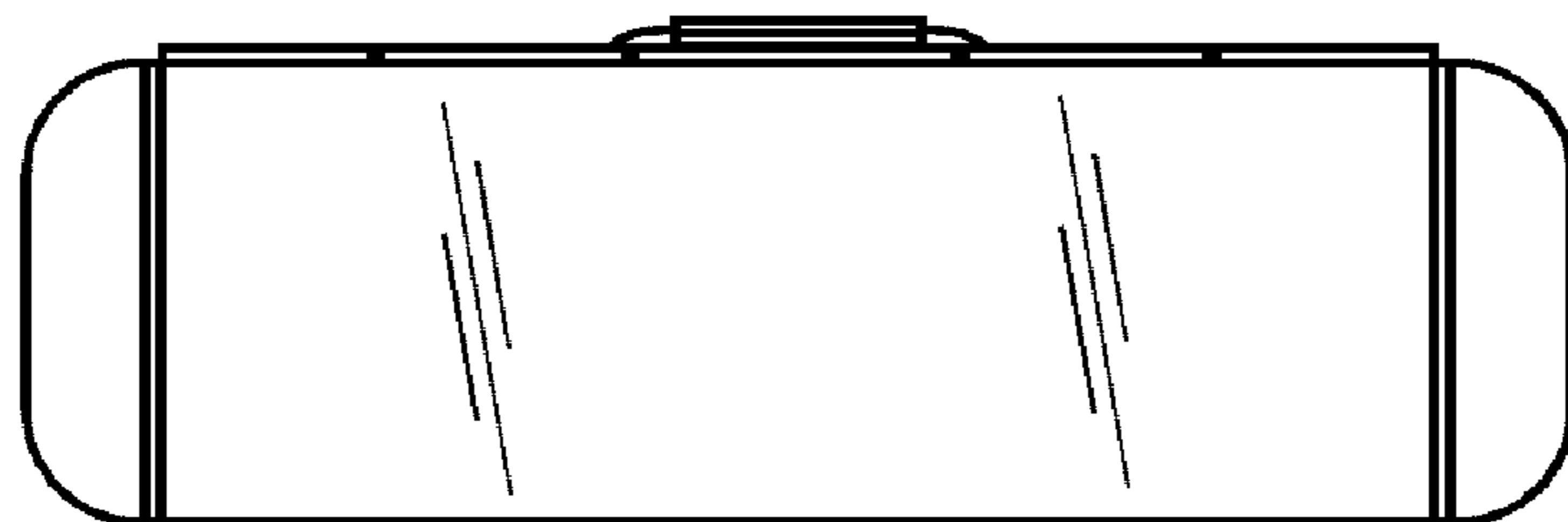


FIG. 6