



US00D586785S

(12) **United States Design Patent**  
**Kim**

(10) **Patent No.:** **US D586,785 S**

(45) **Date of Patent:** **\*\* Feb. 17, 2009**

(54) **SPEAKER FOR HOME THEATER**

(75) Inventor: **Jae-Hyung Kim**, Kyunggi-do (KR)

(73) Assignee: **Samsung Electronics Co., Ltd.**, Suwon, Kyunggi-Do (KR)

(\*\*) Term: **14 Years**

(21) Appl. No.: **29/308,010**

(22) Filed: **May 22, 2008**

(51) **LOC (9) Cl.** ..... **14-01**

(52) **U.S. Cl.** ..... **D14/215**

(58) **Field of Classification Search** ..... D14/204,  
D14/210–216, 172; 181/143–144, 147–148,  
181/150–153, 157, 198–199; 381/300–303,  
381/306, 332–333, 336, 345, 361–364, 386–388  
See application file for complete search history.

(56) **References Cited**

**U.S. PATENT DOCUMENTS**

D505,131 S	*	5/2005	Lee et al.	.....	D14/215
D508,910 S	*	8/2005	Oikawa	.....	D14/214
D540,307 S	*	4/2007	Han	.....	D14/211
D540,780 S		4/2007	Kim		
D545,300 S		6/2007	Hong et al.		
D548,222 S		8/2007	Kim		
D551,655 S		9/2007	Kim		
D570,333 S		6/2008	Cho		
D570,828 S		6/2008	Cho		
D571,786 S		6/2008	Cho		

**OTHER PUBLICATIONS**

U.S. Appl. No. 29/301,704, filed Mar. 13, 2008, Applicant Chae-Joo Son, entitled Speaker.

U.S. Appl. No. 29/307,944, filed May 20, 2008, Applicant Jae-Hyung Kim, entitled Speaker.

U.S. Appl. No. 29/307,940, filed May 20, 2008, Applicant Jae-Hyung Kim, entitled Speaker.

U.S. Appl. No. 29/308,011, filed May 22, 2008, Applicant Chae-Joo Son, entitled Speaker for Home Theater.

U.S. Appl. No. 29/308,013, filed May 22, 2008, Applicant Chae-Joo Son, entitled Speaker for Home Theater.

\* cited by examiner

*Primary Examiner*—Nanda Bondade

(74) *Attorney, Agent, or Firm*—Flynn, Thiel, Boutell & Tanis, P.C.

(57) **CLAIM**

The ornamental design for a speaker for home theater, as shown and described.

**DESCRIPTION**

FIG. 1 is a top front perspective view of a speaker for home theater showing my new design;

FIG. 2 is a front elevational view thereof;

FIG. 3 is a rear elevational view thereof;

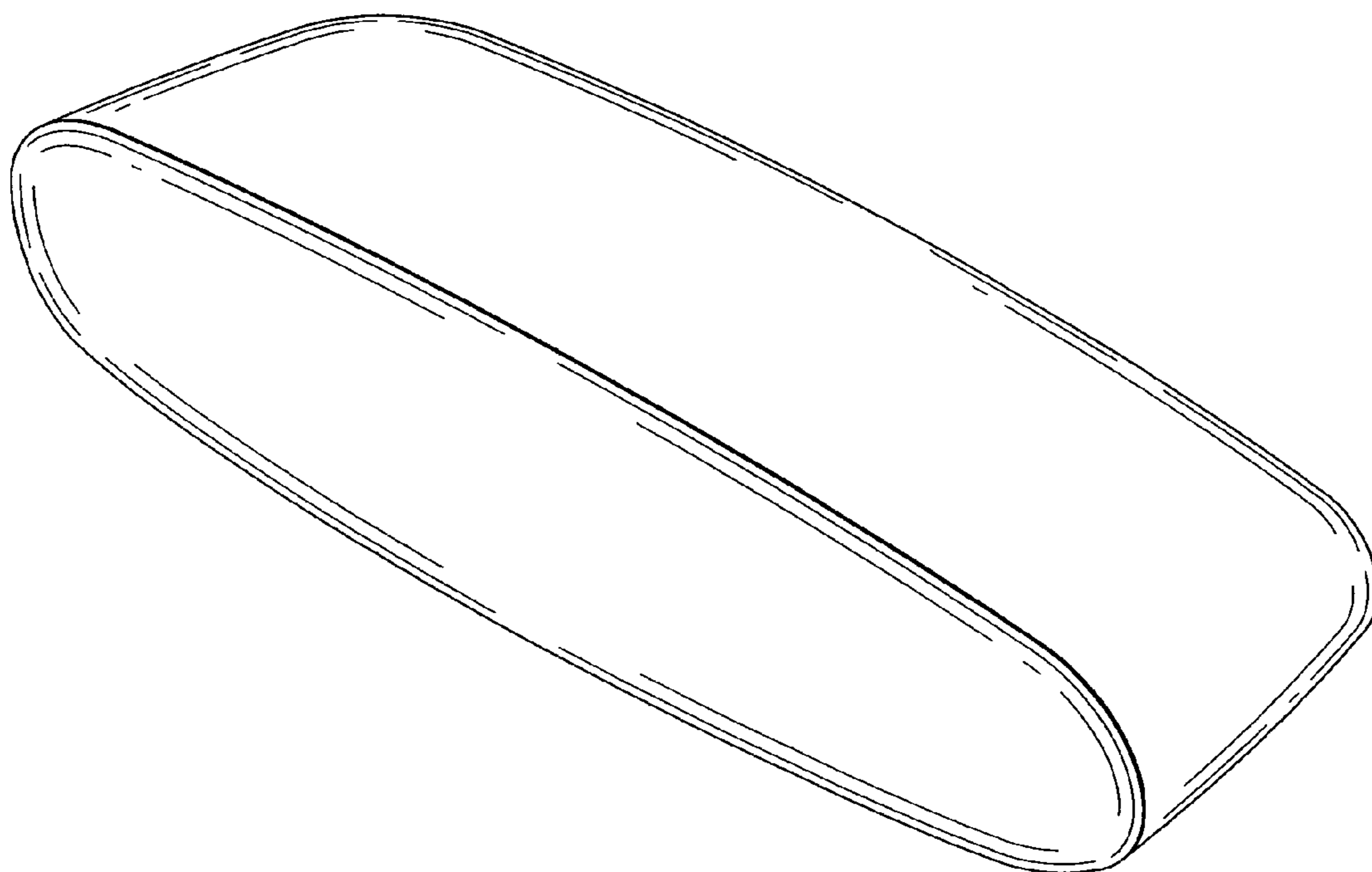
FIG. 4 is a left side elevational view thereof;

FIG. 5 is a right side elevational view thereof;

FIG. 6 is a top plan view thereof; and,

FIG. 7 is a bottom plan view thereof.

**1 Claim, 4 Drawing Sheets**



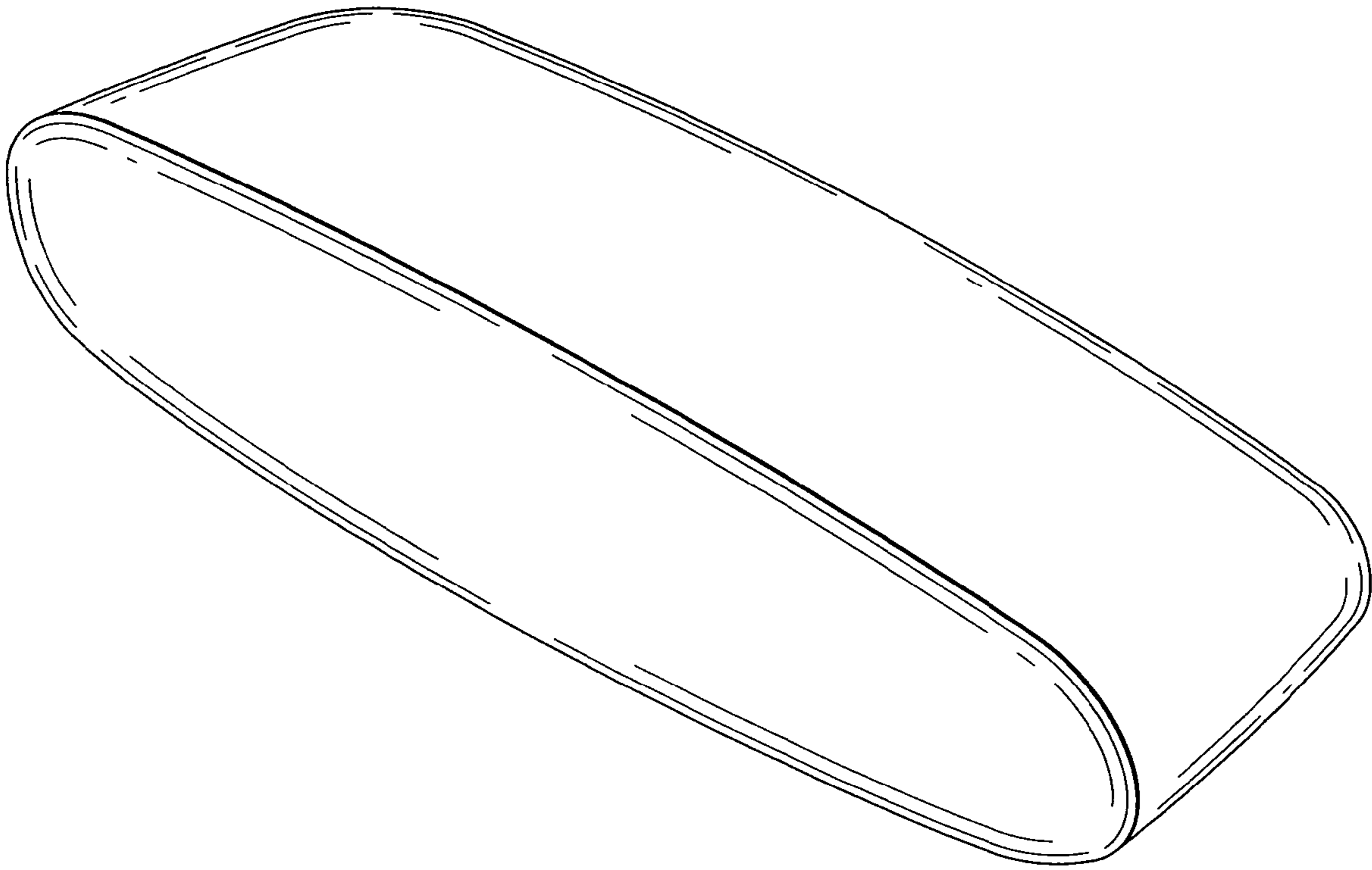


FIG. 1




FIG. 2

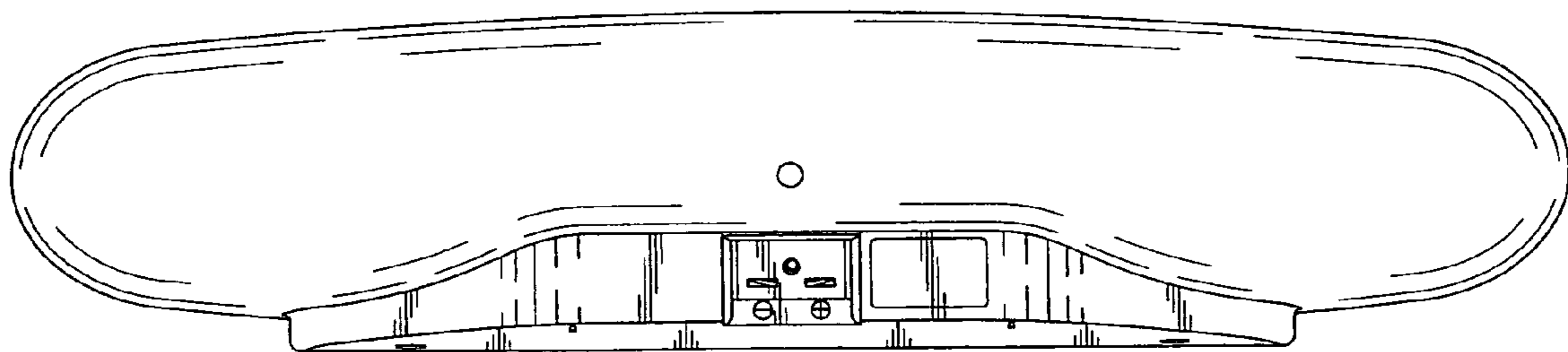


FIG. 3

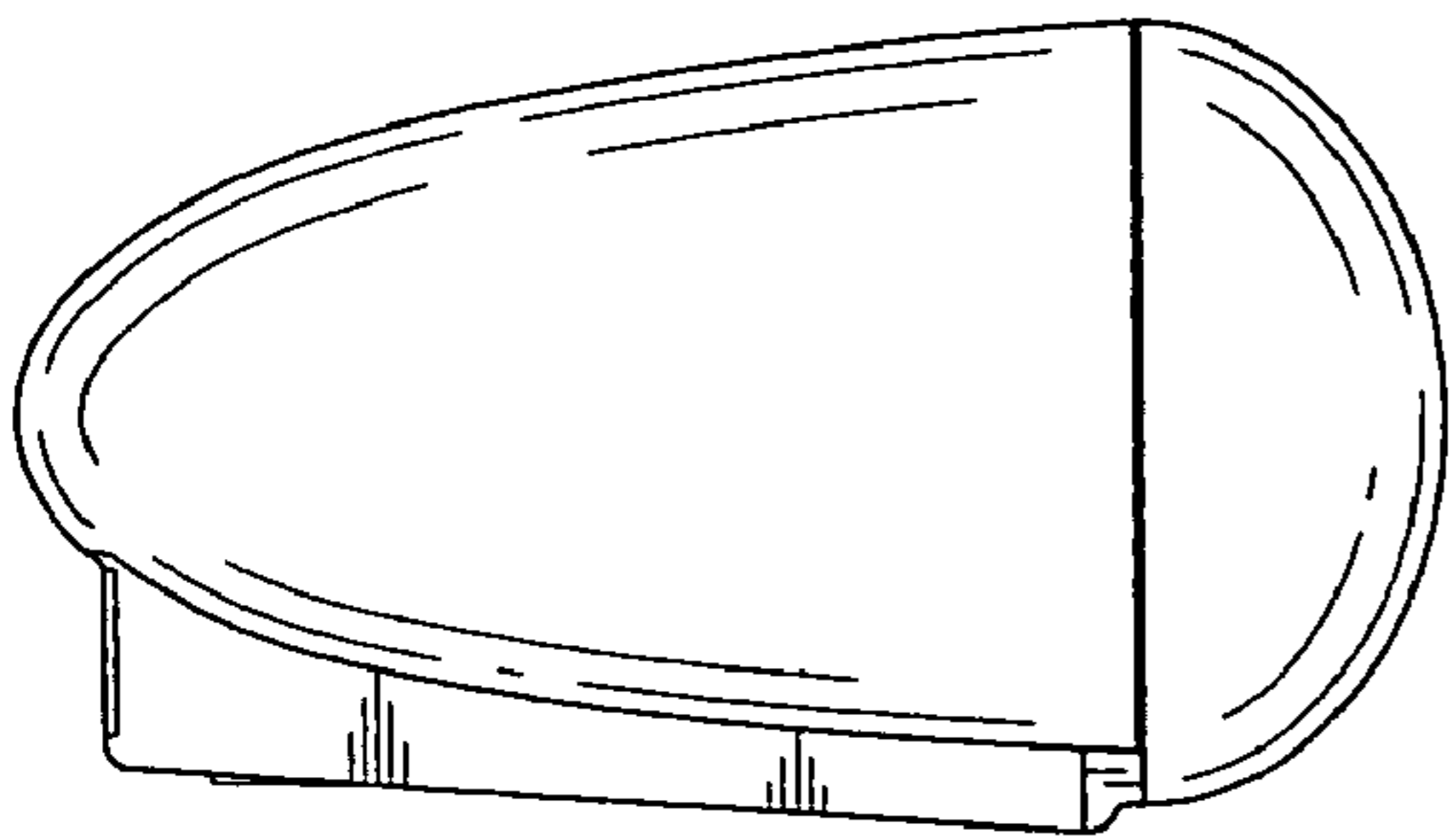


FIG. 4

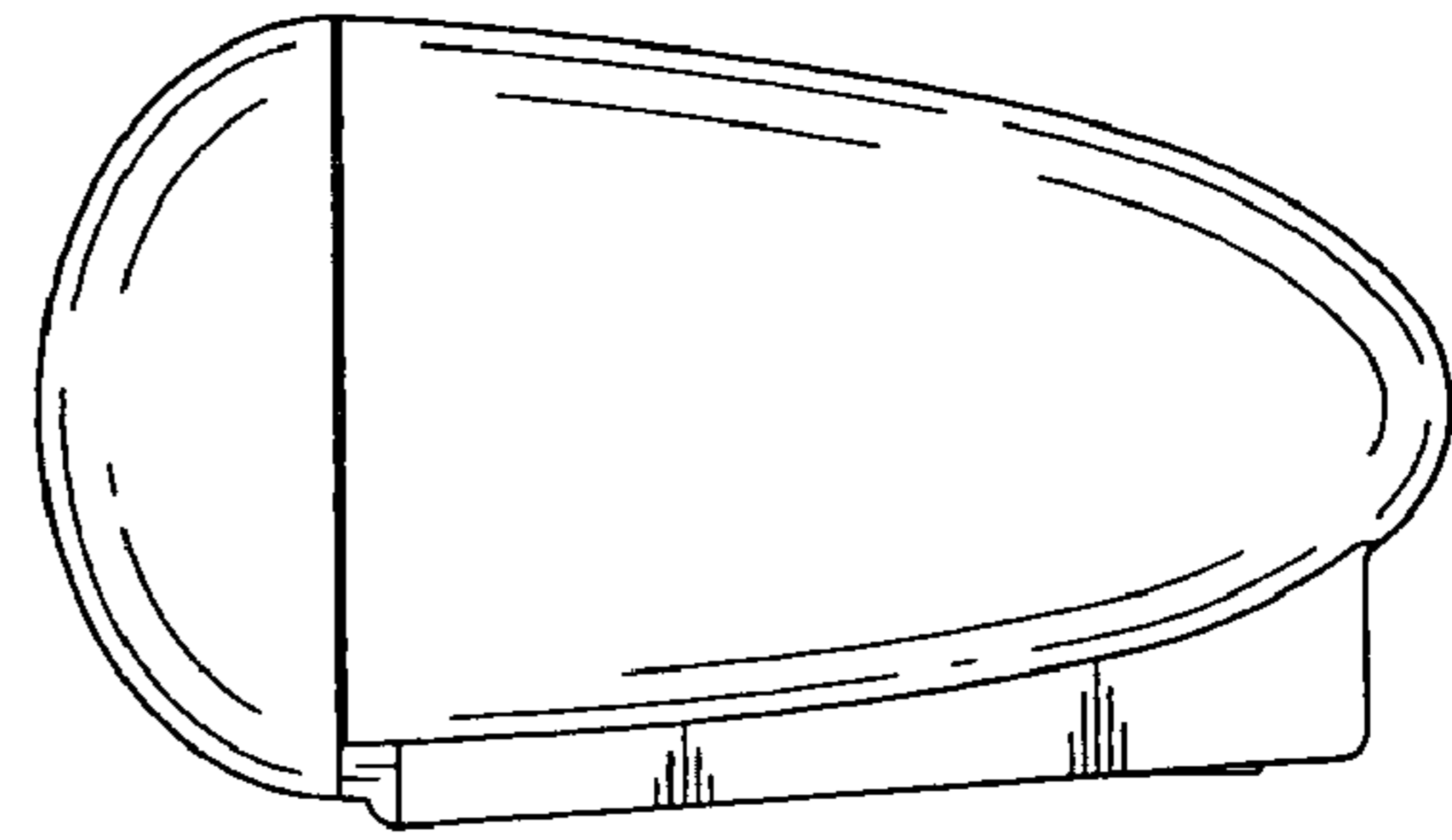


FIG. 5




FIG. 6

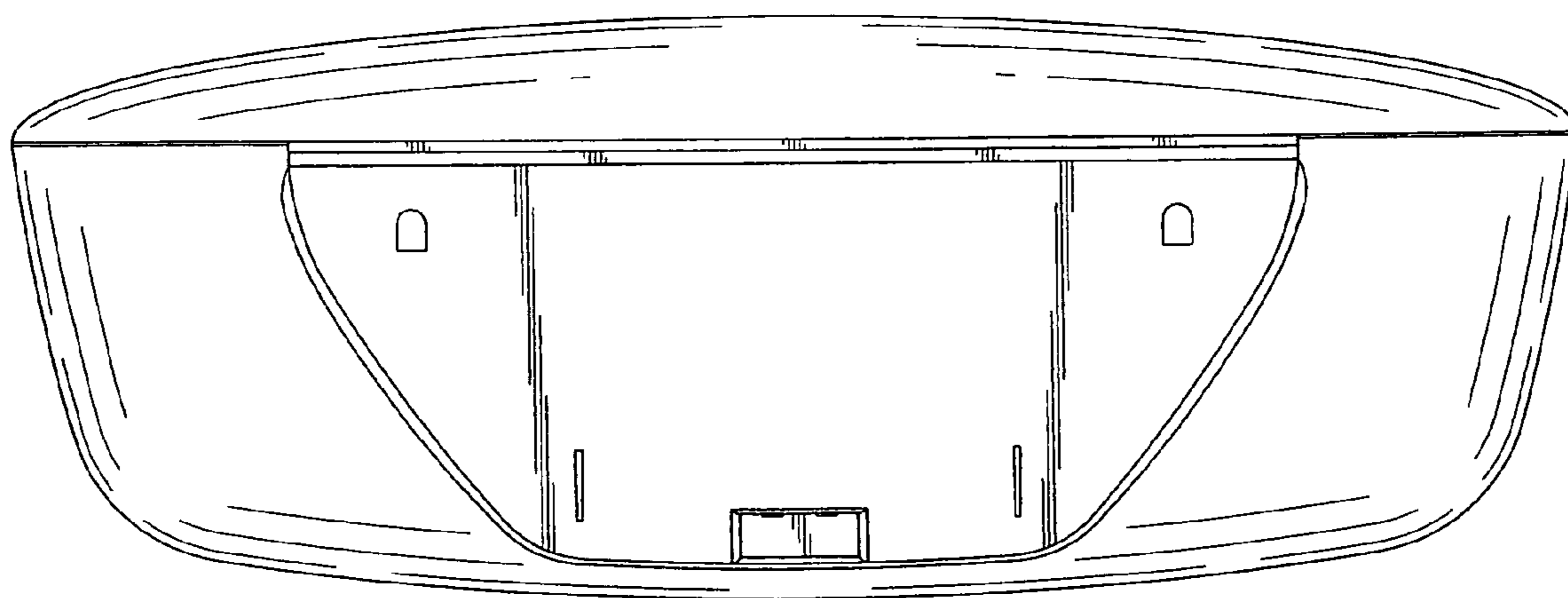


FIG. 7