



US00D586758S

(12) **United States Design Patent**  
**Victor**

(10) **Patent No.:** **US D586,758 S**

(45) **Date of Patent:** **\*\* Feb. 17, 2009**

(54) **CABLE CONNECTOR**

(76) Inventor: **Jay Victor**, 2017 Baraan Rd., Unit A,  
Redondo Beach, CA (US) 90278

(\*\*) Term: **14 Years**

(21) Appl. No.: **29/325,493**

(22) Filed: **Oct. 1, 2008**

(51) **LOC (9) Cl.** ..... **13-03**

(52) **U.S. Cl.** ..... **D13/156**

(58) **Field of Classification Search** ..... D13/133,  
D13/138.1, 154, 156, 184; 439/447, 483,  
439/586, 578, 606-610, 668-669, 675-676,  
439/889, 892

See application file for complete search history.

(56) **References Cited**

**U.S. PATENT DOCUMENTS**

D425,860 S *	5/2000	Goto	.....	D13/133
D559,183 S *	1/2008	Victor	.....	D13/133
D559,193 S *	1/2008	Stavoe et al.	.....	D13/154
D561,112 S *	2/2008	Victor	.....	D13/154
D563,897 S *	3/2008	Lee et al.	.....	D13/154
D563,899 S *	3/2008	Goetz et al.	.....	D13/154
D568,822 S *	5/2008	Kuo	.....	D13/154
D569,810 S *	5/2008	Victor	.....	D13/154
D574,785 S *	8/2008	Victor	.....	D13/154

\* cited by examiner

*Primary Examiner*—Brian N Vinson

(74) *Attorney, Agent, or Firm*—Trojan Law Offices

(57) **CLAIM**

The ornamental design for a cable connector, as shown and described.

**DESCRIPTION**

FIG. 1 is a top perspective view of a cable connector, showing my new design;

FIG. 2 is a top view of the cable connector shown in FIG. 1; a bottom view of the cable connector shown in FIG. 1 is a mirror image of the top view shown;

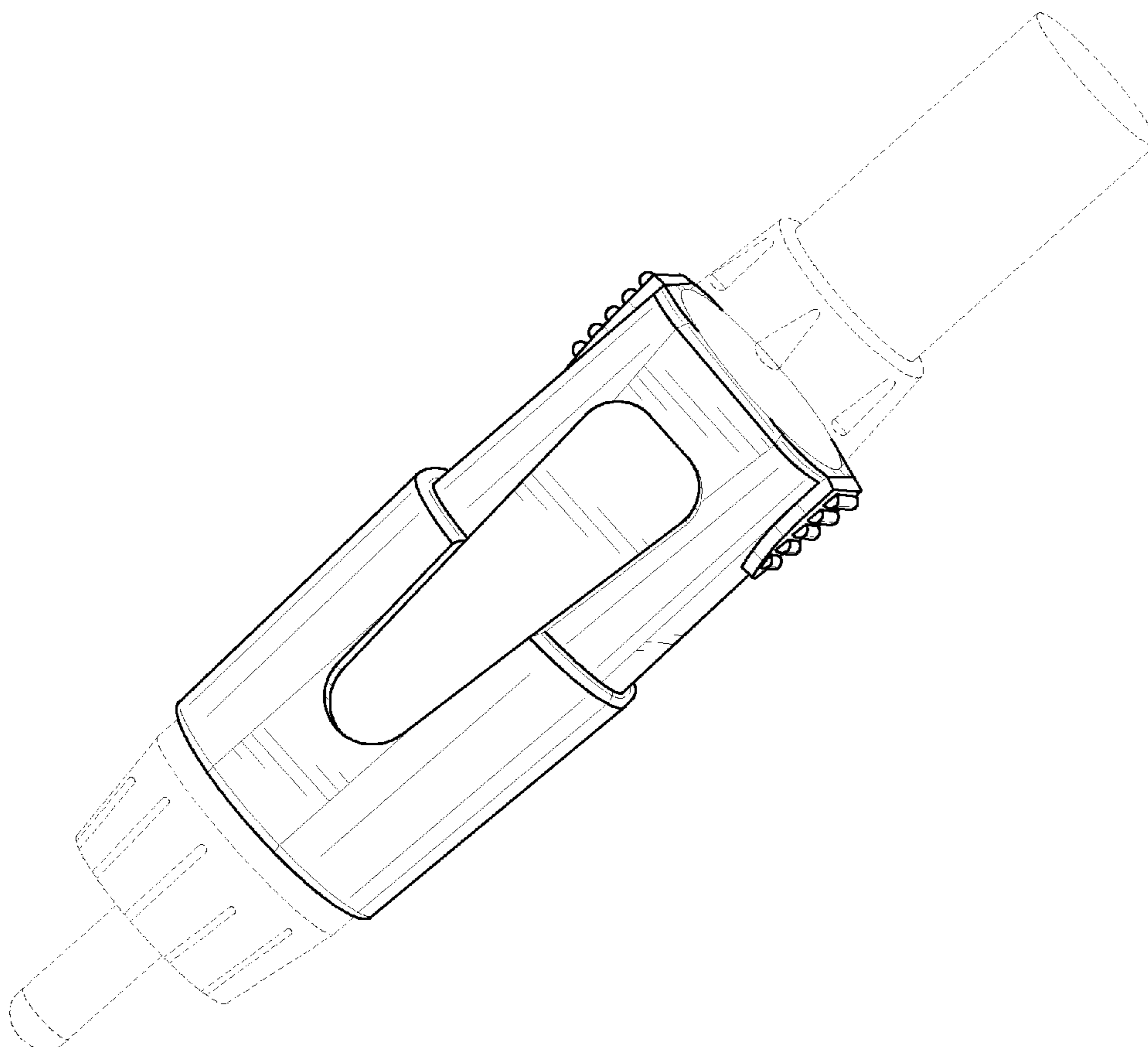
FIG. 3 is a front view of the cable connector shown in FIG. 1;

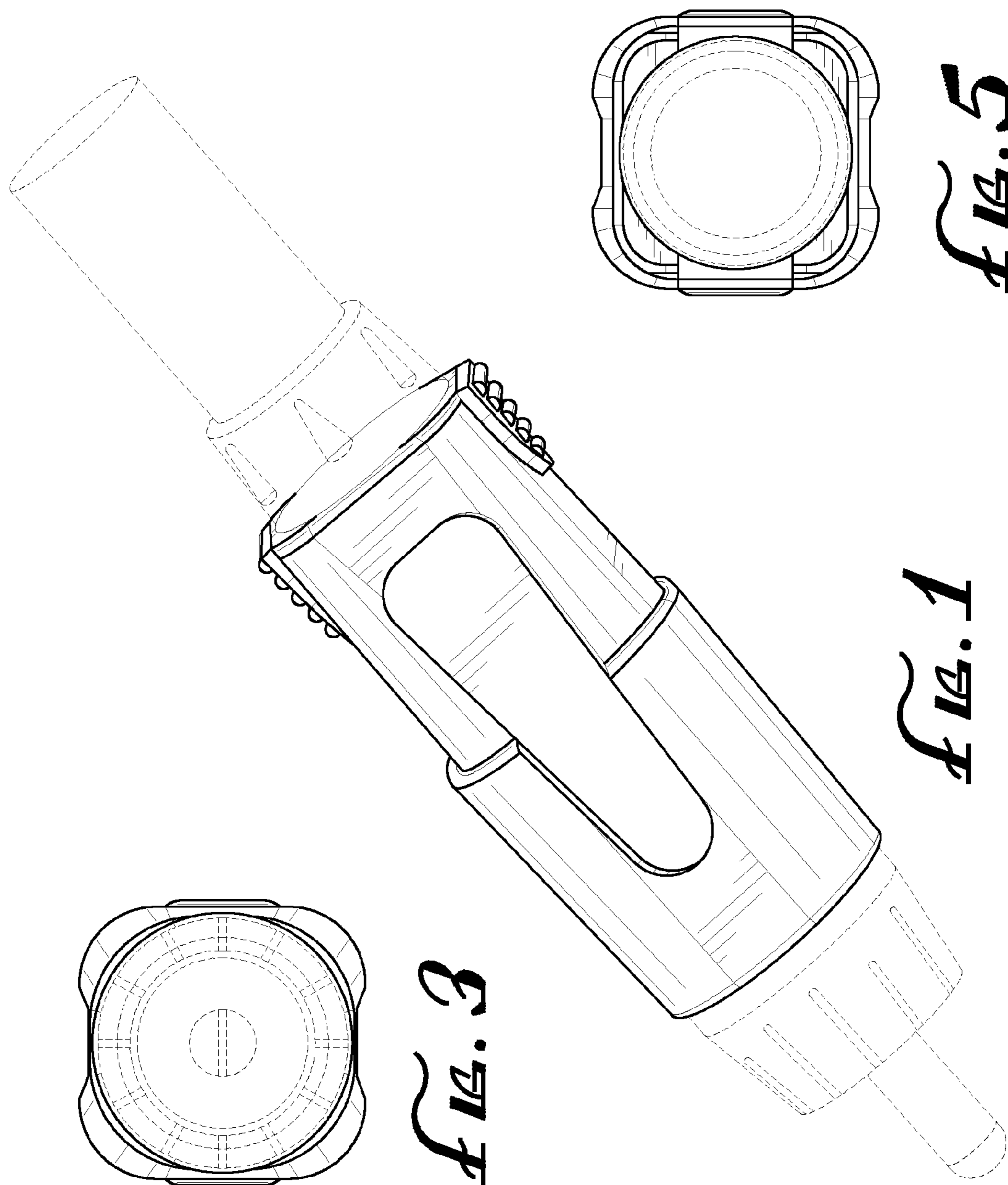
FIG. 4 is a side view of the cable connector shown in FIG. 1; the opposite side of the view shown in FIG. 4 is a mirror image of the side view shown; and,

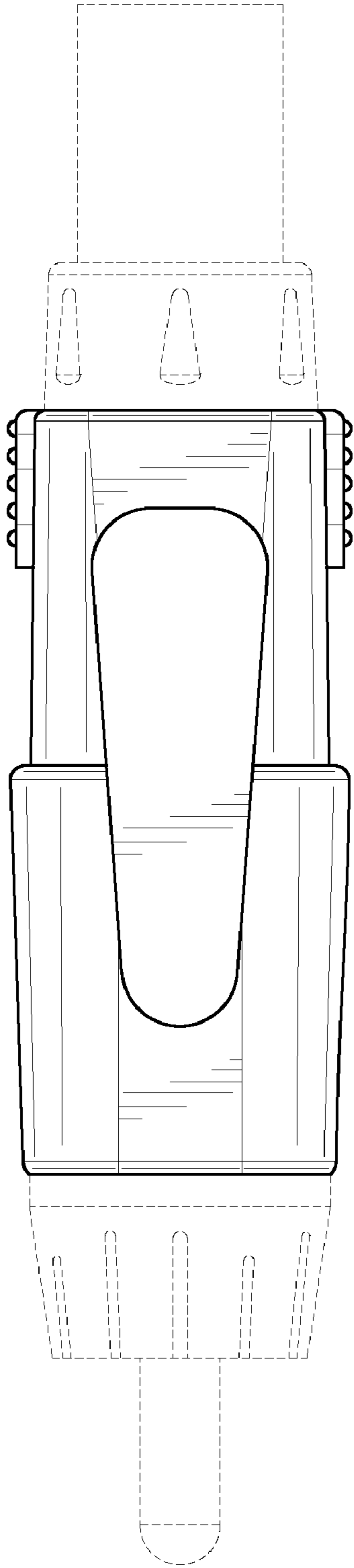
FIG. 5 is a rear view of the cable connector shown in FIG. 1.

The broken lines showing a pin and a head next to the pin in FIGS. 1 through 4 and a cable cord in FIGS. 1, 2, 4, and 5 are for illustrative purposes only and form no part of the claimed design.


**1 Claim, 2 Drawing Sheets**







*FIG. 2*



*FIG. 4*