



US00D586735S

(12) **United States Design Patent**  
**Lo**

(10) **Patent No.:** **US D586,735 S**

(45) **Date of Patent:** **\*\* Feb. 17, 2009**

(54) **TIRE TREAD**

(76) **Inventor:** **Tsai Jen Lo**, No. 215, Meei-Kong Road,  
Ta-suen, Chang-Hwa (TW)

(\*\*) **Term:** **14 Years**

(21) **Appl. No.:** **29/274,344**

(22) **Filed:** **Apr. 18, 2007**

(51) **LOC (9) Cl.** ..... **12-15**

(52) **U.S. Cl.** ..... **D12/602**

(58) **Field of Classification Search** ..... D12/582-603,  
D12/900-901, 568; 152/209.1, 209.8-209.18,  
152/209.25-209.28

See application file for complete search history.

(56) **References Cited**

**U.S. PATENT DOCUMENTS**

D365,062 S *	12/1995	Powell	.....	D12/603
D383,716 S *	9/1997	Brown et al.	.....	D12/603
D403,633 S *	1/1999	Legge et al.	.....	D12/602
D416,523 S *	11/1999	Guspodin et al.	.....	D12/603
D445,372 S *	7/2001	Lassan et al.	.....	D12/603
D446,480 S *	8/2001	Guspodin et al.	.....	D12/603
D446,482 S *	8/2001	Fantanzo et al.	.....	D12/602
D479,505 S *	9/2003	Williams	.....	D12/603
D490,367 S *	5/2004	Kindig et al.	.....	D12/602

D491,887 S *	6/2004	Lassan et al.	.....	D12/603
D516,014 S *	2/2006	Fukunaga	.....	D12/602
D537,033 S *	2/2007	Dumigan et al.	.....	D12/602

\* cited by examiner

*Primary Examiner*—Stacia Cadmus

(74) *Attorney, Agent, or Firm*—Rosenberg, Klein & Lee

(57) **CLAIM**

The ornamental design for a “tire tread,” as shown and described.

**DESCRIPTION**

FIG. 1 is a perspective view of a tire, showing my new design, it being understood that the pattern shown repeats uniformly throughout the circumference of the tread;

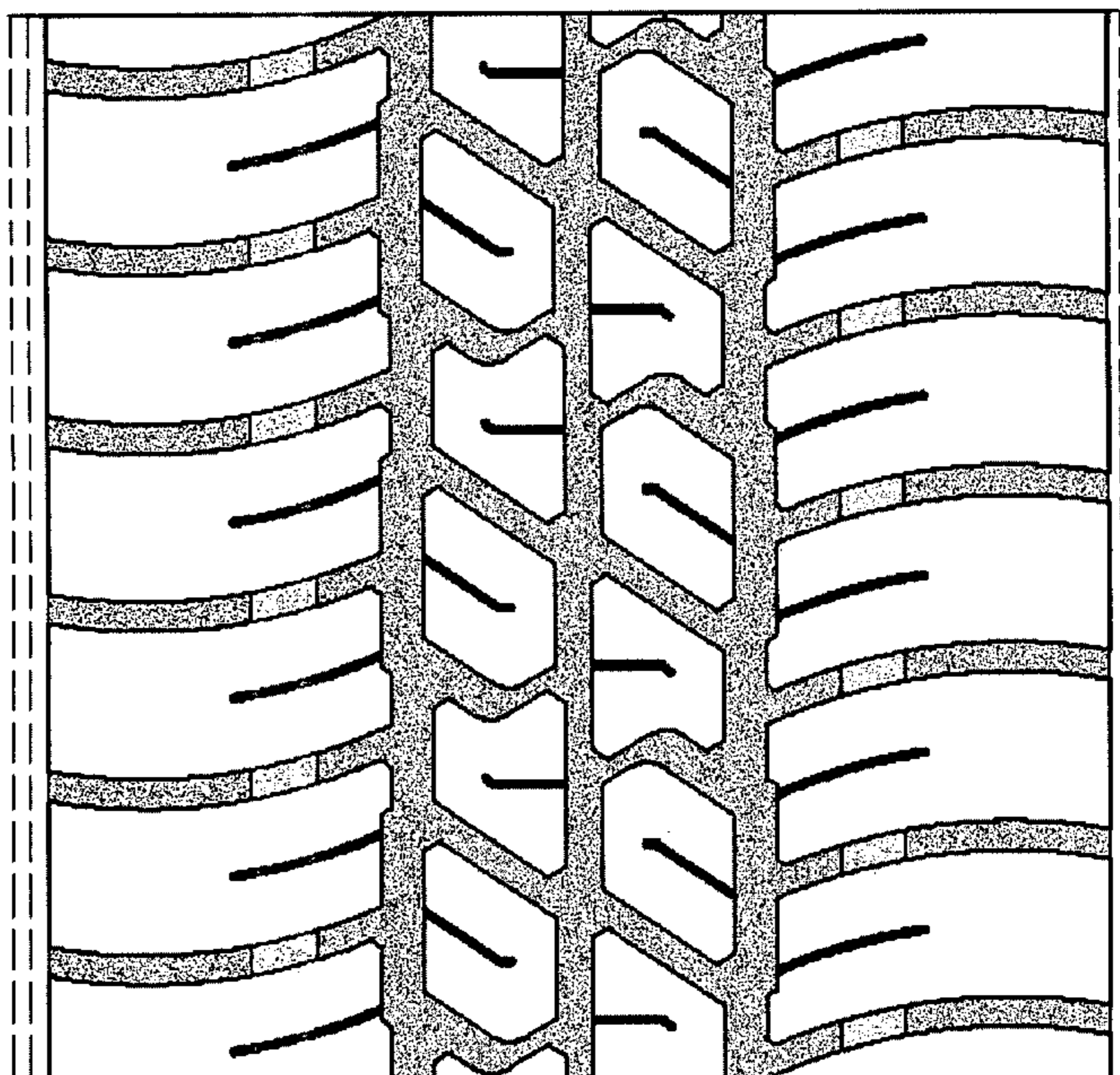
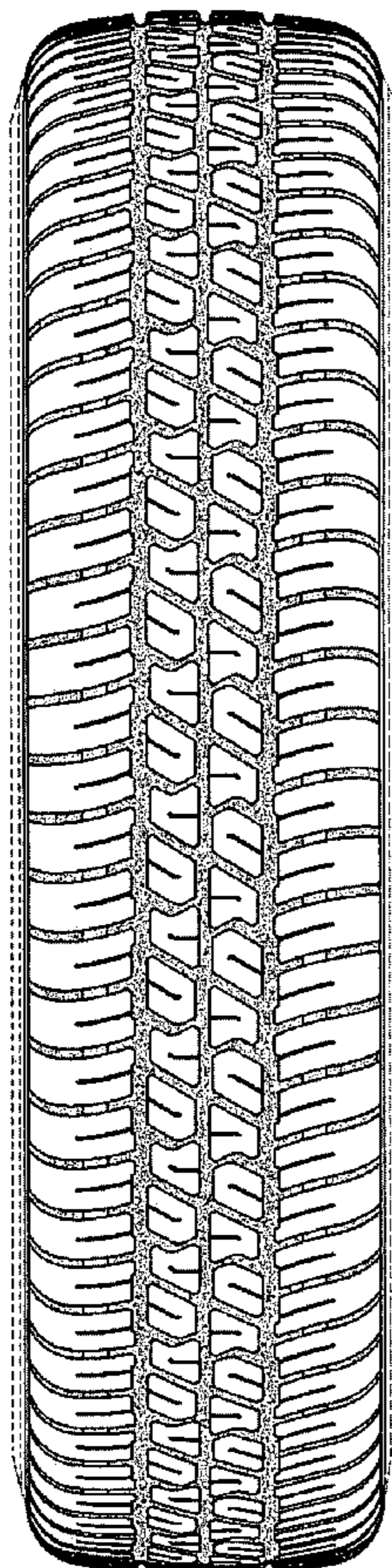
FIG. 2 is a front elevational view thereof;

FIG. 3 is a right side elevational view thereof, the opposing side being a mirror image thereof; and,

FIG. 4 is a fragmentary frontal view thereof showing the tread pattern in greater detail.

In the drawings, the broken lines defining the sidewall and the inner bead depict environmental subject matter that forms no part of the claimed design.

**1 Claim, 4 Drawing Sheets**



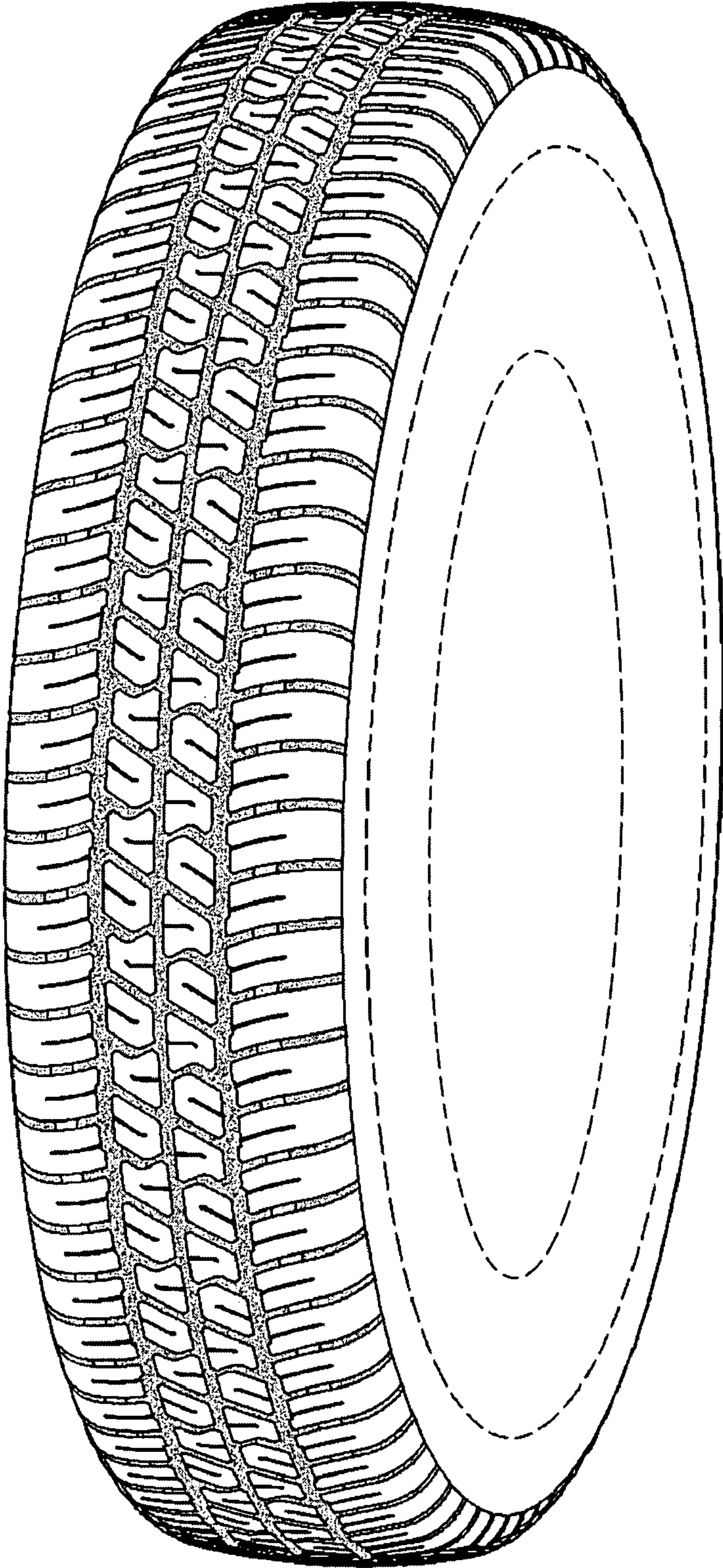


FIG-1

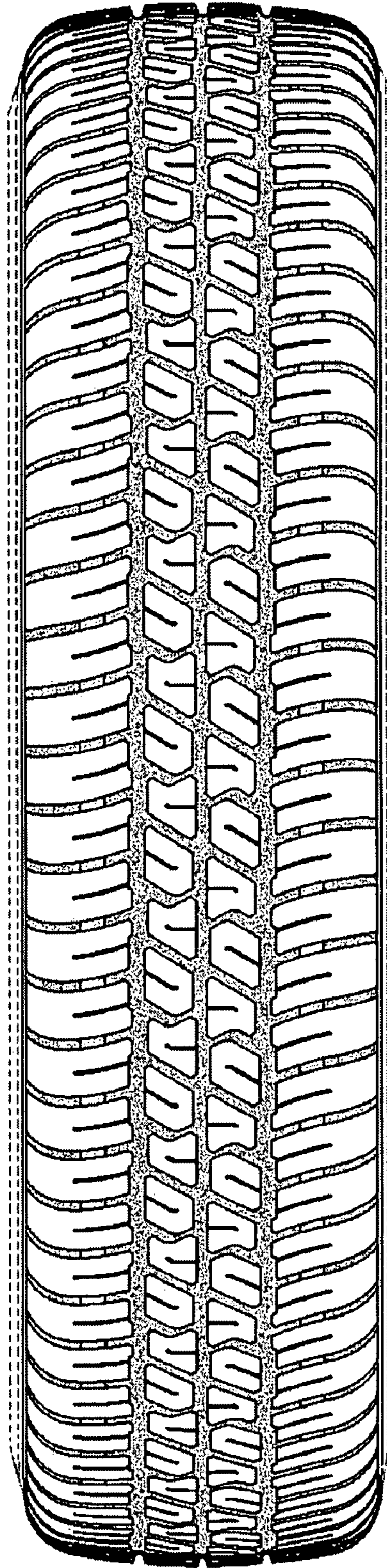


FIG-2

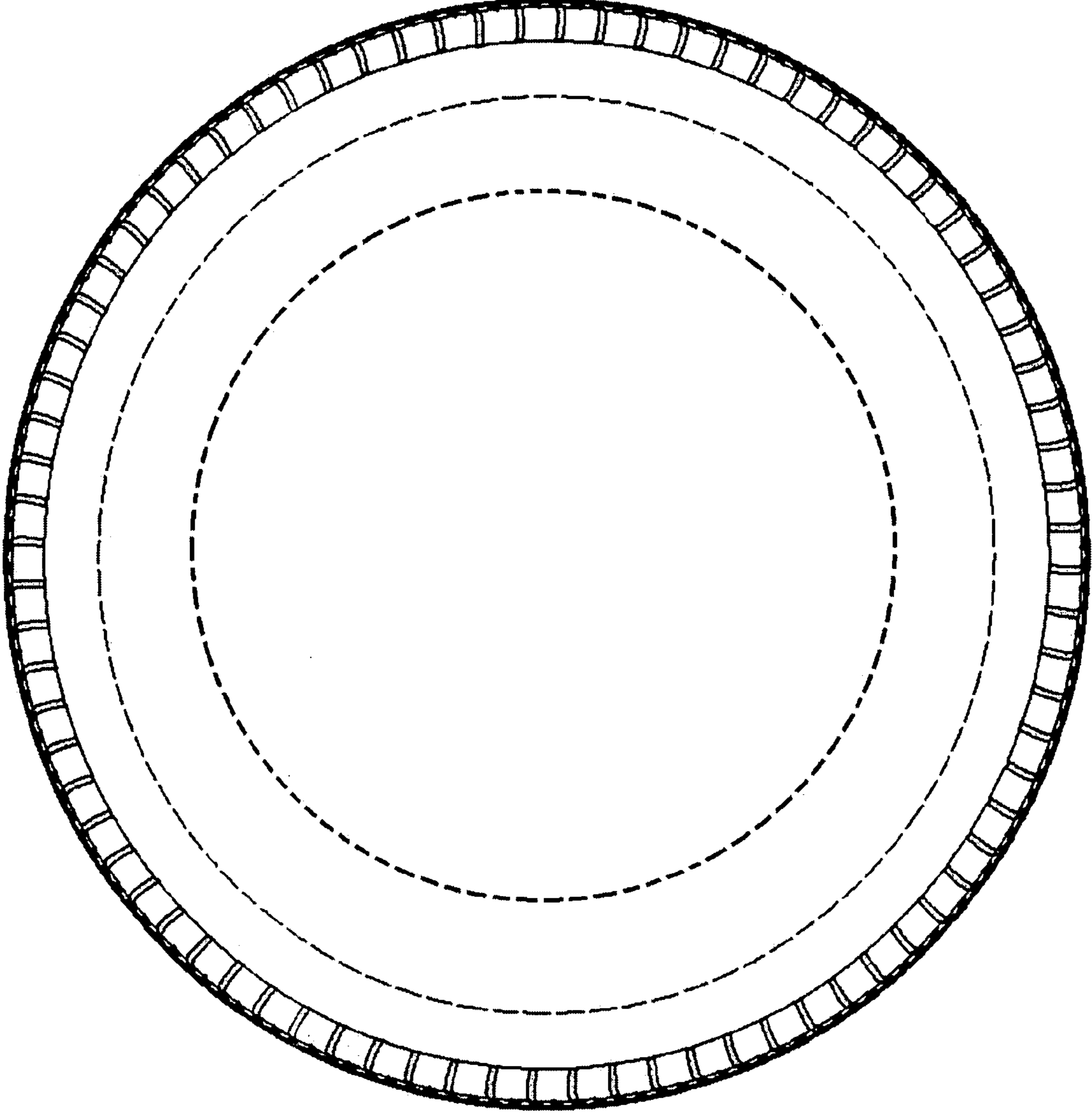


FIG-3

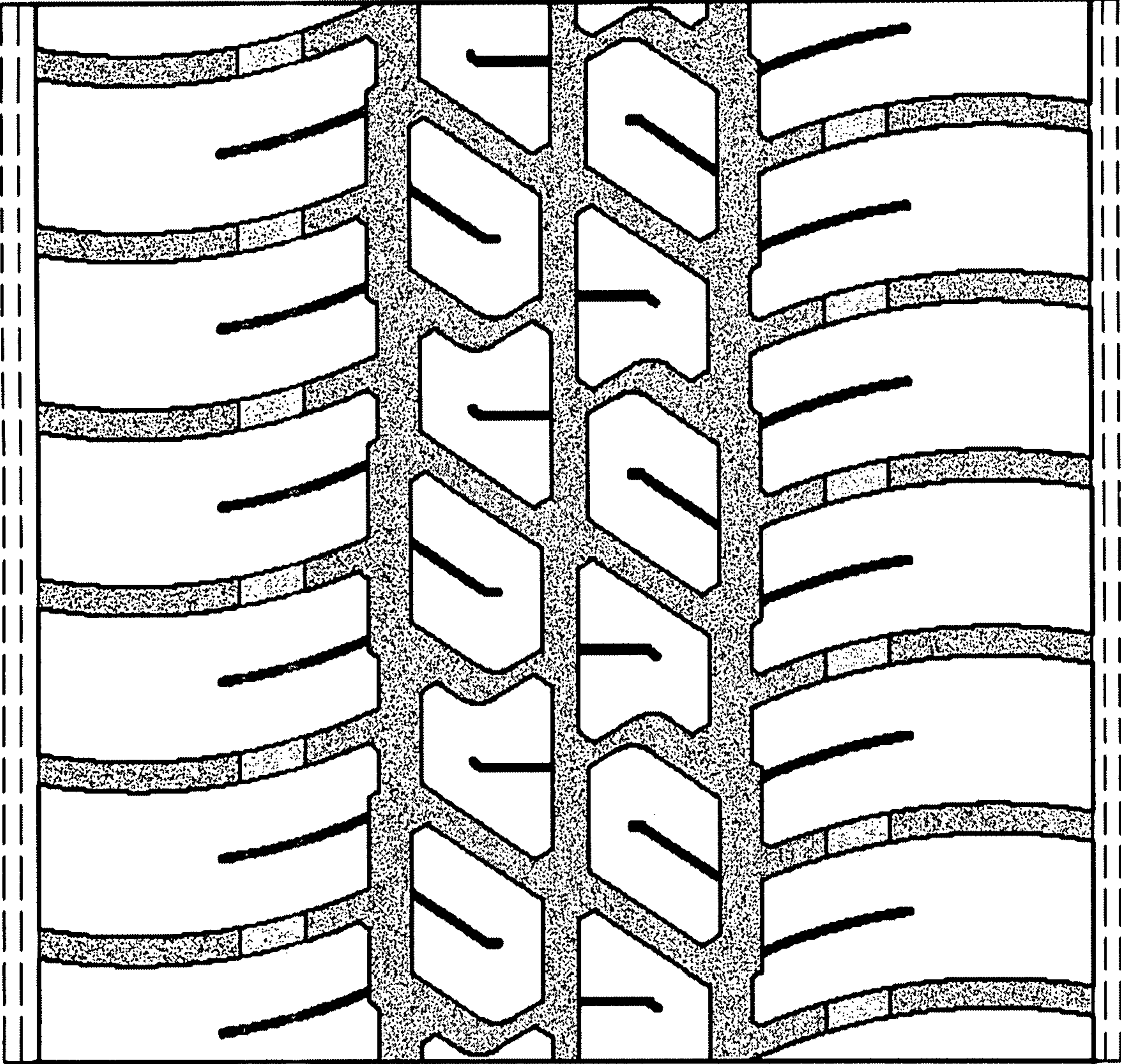


FIG-4