



US00D586706S

(12) **United States Design Patent**
Bauer et al.

(10) **Patent No.:** **US D586,706 S**
(45) **Date of Patent:** **** Feb. 17, 2009**

(54) **BUMPER FOR A VEHICLE**

(75) Inventors: **Karlheinz Bauer**, Esslingen (DE);
Juergen Bollmann, Schoenberg (DE);
Peter Pfeiffer, Boeblingen (DE);
Gorden Wagener, Stuttgart (DE)

(73) Assignee: **Daimler AG**, Stuttgart (DE)

(**) Term: **14 Years**

(21) Appl. No.: **29/287,952**

(22) Filed: **Oct. 3, 2007**

(30) **Foreign Application Priority Data**

Apr. 4, 2007 (DE) 40701839

(51) **LOC (9) Cl.** **12-16**

(52) **U.S. Cl.** **D12/169**

(58) **Field of Classification Search** D12/169,
D12/90-92; 293/102, 105, 113, 115, 117,
293/120; 296/180.1, 180.2

See application file for complete search history.

(56) **References Cited**

U.S. PATENT DOCUMENTS

D557,185 S	*	12/2007	Janik	D12/169
D558,105 S	*	12/2007	Bucher et al.	D12/169
D561,660 S	*	2/2008	Tabata et al.	D12/169
D578,448 S	*	10/2008	Sawai	D12/169
D578,452 S	*	10/2008	Tabata et al.	D12/169
D578,939 S	*	10/2008	Tachibana	D12/169

* cited by examiner

Primary Examiner—Melody N Brown

(74) *Attorney, Agent, or Firm*—Crowell & Moring LLP

(57) **CLAIM**

The ornamental design for a bumper for a vehicle, as shown and described.

DESCRIPTION

This application is related to the following co-pending applications, filed on even date herewith: application Ser. No. 29/287,947, entitled “Vehicle, Toy, and/or Other Replicas”; and application Ser. No. 29/287,934, entitled “Front Portion of a Vehicle, Toy, and/or Other Replicas”.

FIG. 1 is a left perspective view of a first embodiment of a bumper for a vehicle according to our novel design, the right perspective view being mirror symmetrical;

FIG. 2 is a front view thereof; and

FIG. 3 is a left side view thereof, the right side view being mirror symmetrical.

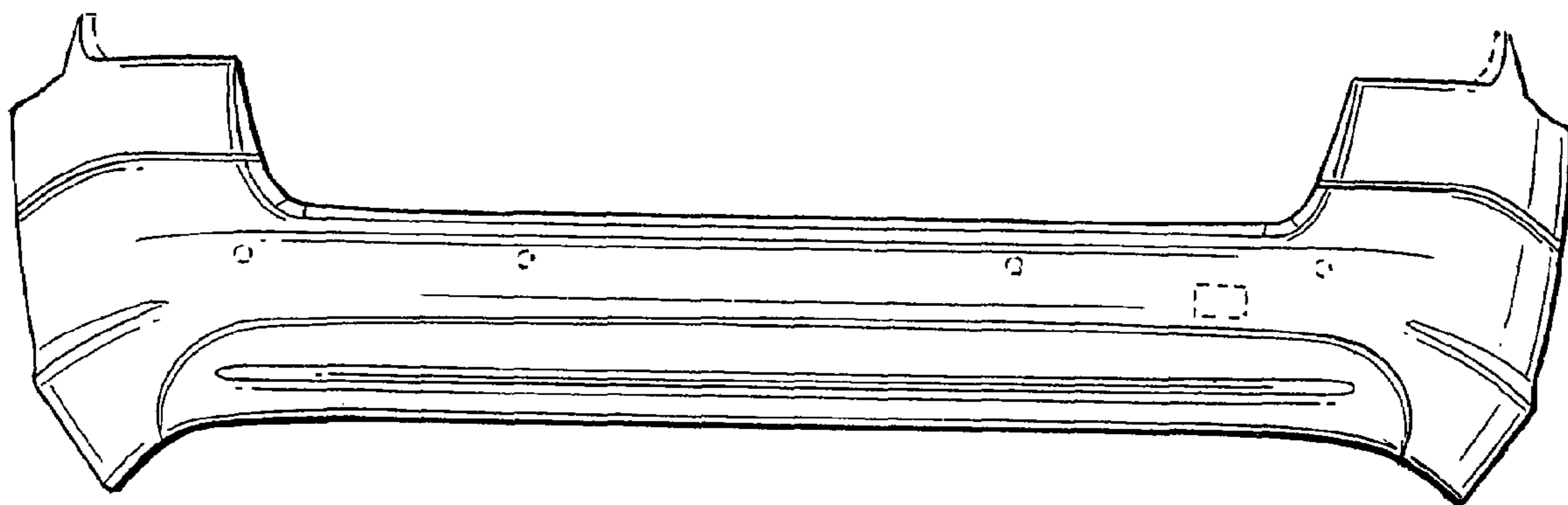
FIG. 4 is a left perspective view of a second embodiment of the bumper for a vehicle according to our novel design, the right perspective view being mirror symmetrical;

FIG. 5 is a front view thereof; and,

FIG. 6 is a left side view thereof, the right side view being mirror symmetrical.

The broken lines are for illustrative purposes only and form no part of the claimed design.

1 Claim, 2 Drawing Sheets



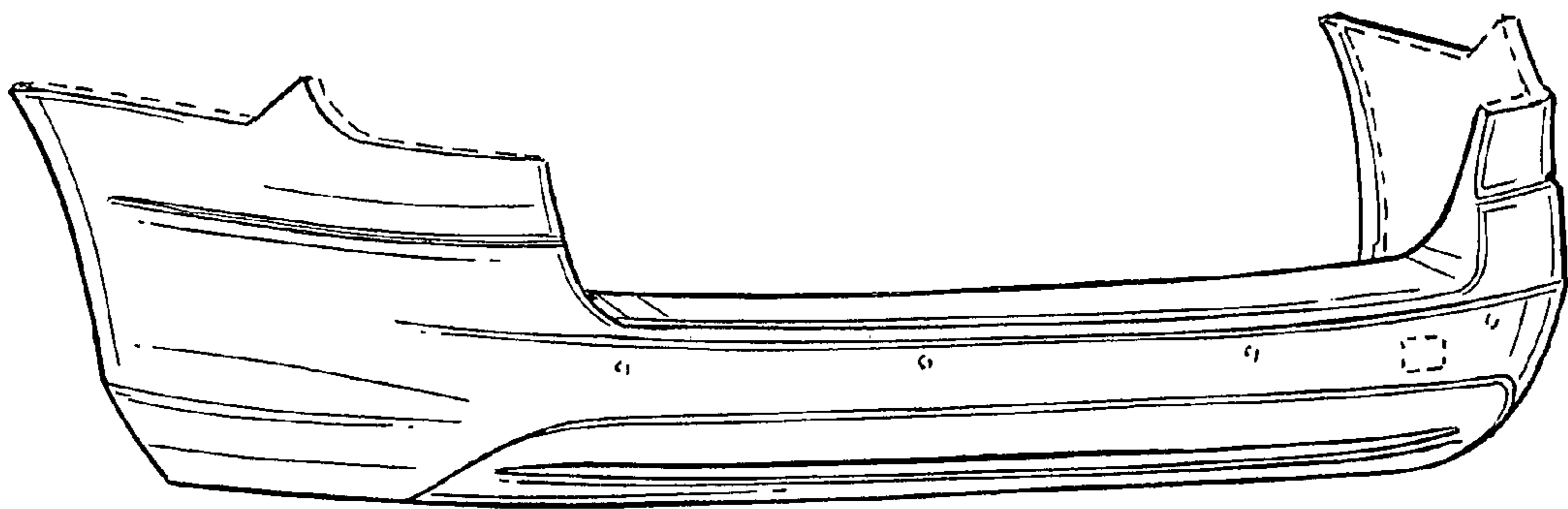


FIG. 1

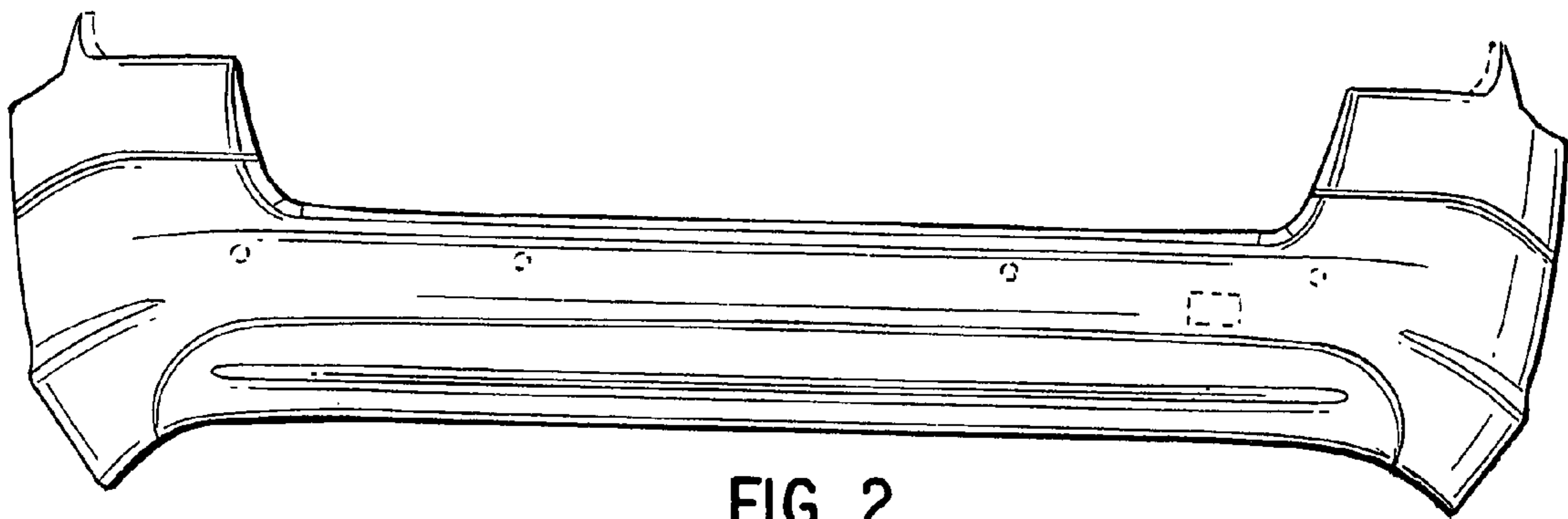


FIG. 2




FIG. 3

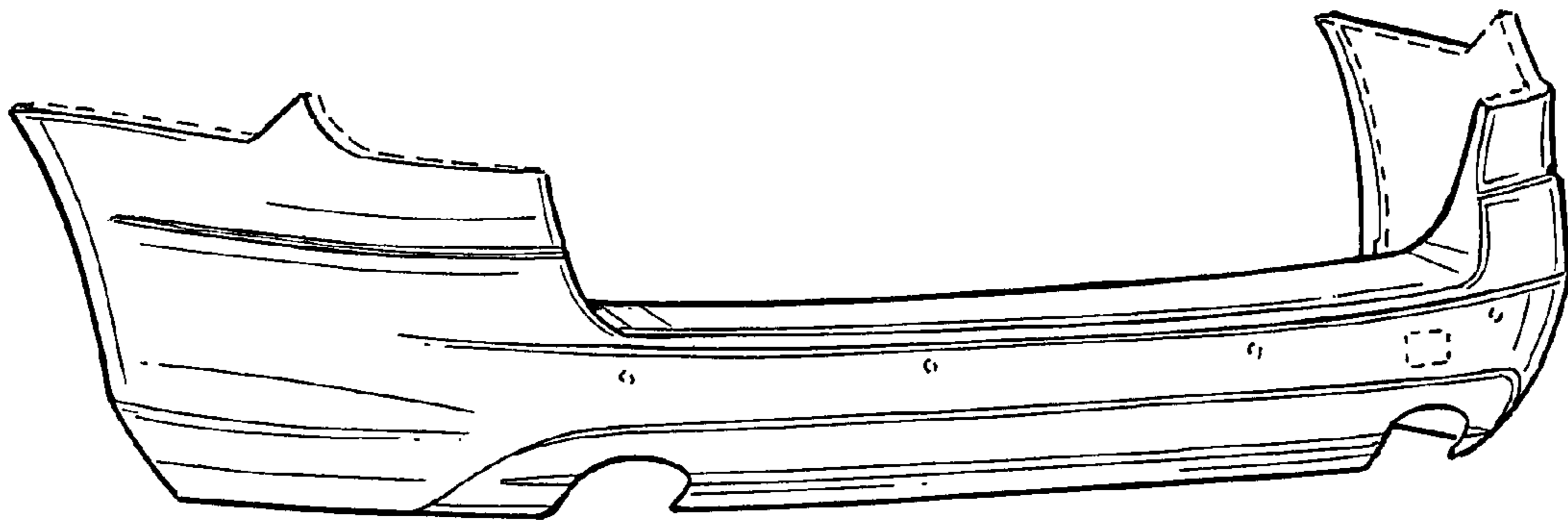


FIG. 4

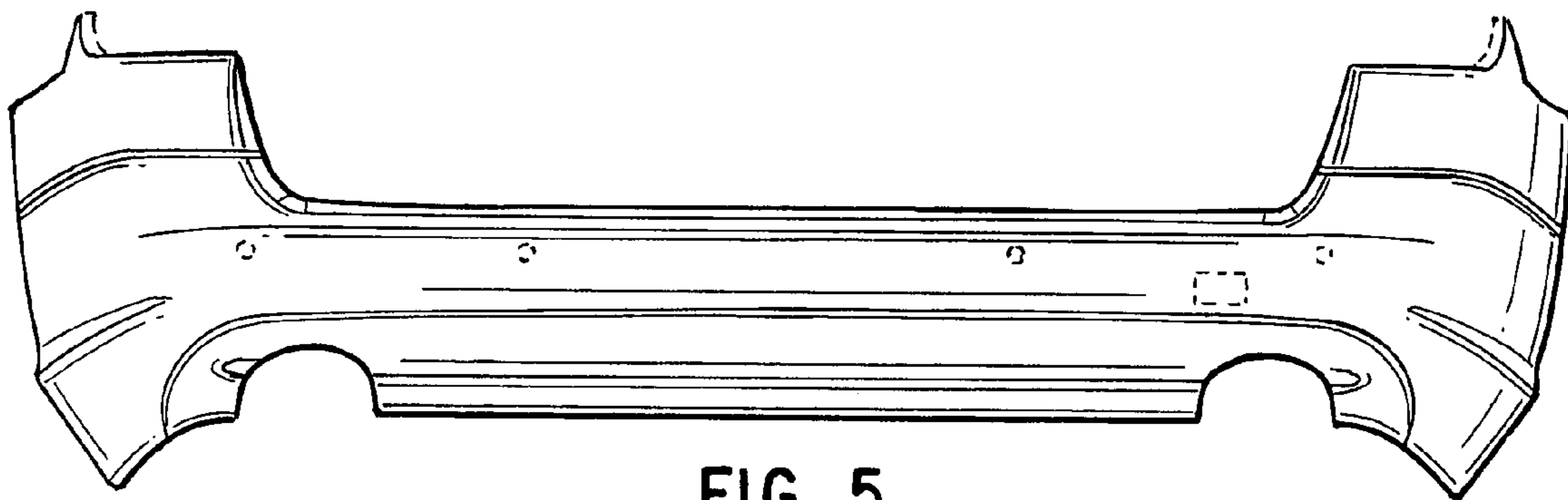


FIG. 5




FIG. 6