



US00D586705S

(12) **United States Design Patent**  
**Bauer et al.**

(10) **Patent No.:** **US D586,705 S**

(45) **Date of Patent:** **\*\* Feb. 17, 2009**

(54) **BUMPER FOR A VEHICLE**

(75) Inventors: **Karlheinz Bauer**, Esslingen (DE);  
**Juergen Bollmann**, Schoenberg (DE);  
**Peter Pfeiffer**, Boeblingen (DE);  
**Gorden Wagener**, Stuttgart (DE)

(73) Assignee: **Daimler AG**, Stuttgart (DE)

(\*\*) Term: **14 Years**

(21) Appl. No.: **29/287,945**

(22) Filed: **Oct. 3, 2007**

(30) **Foreign Application Priority Data**

Apr. 4, 2007 (DE) ..... 40701839

(51) **LOC (9) Cl.** ..... **12-16**

(52) **U.S. Cl.** ..... **D12/169**

(58) **Field of Classification Search** ..... D12/169,  
D12/90-92; 293/102, 105, 113, 115, 117,  
293/120; 296/180.1, 180.2

See application file for complete search history.

(56) **References Cited**

**U.S. PATENT DOCUMENTS**

- D483,706 S \* 12/2003 Kato ..... D12/169
- D504,852 S \* 5/2005 Kubota ..... D12/169
- D533,819 S \* 12/2006 Hogios ..... D12/169
- D535,594 S \* 1/2007 Schiavone et al. .... D12/169
- D542,193 S \* 5/2007 Golden et al. .... D12/169

- D543,912 S \* 6/2007 Kato et al. .... D12/169
- D545,731 S \* 7/2007 Golden et al. .... D12/169
- D560,573 S \* 1/2008 Aris et al. .... D12/169
- D578,046 S \* 10/2008 Roller ..... D12/169

\* cited by examiner

*Primary Examiner*—Melody N Brown

(74) *Attorney, Agent, or Firm*—Crowell & Moring LLP

(57) **CLAIM**

The ornamental design for a bumper for a vehicle, as shown and described.

**DESCRIPTION**

This application is related to the following co-pending applications, filed on even date herewith: application Ser. No. 29/287,947, entitled “Vehicle, Toy, and/or Other Replicas”; and application Ser. No. 29/287,934, entitled “Front Portion of a Vehicle, Toy, and/or Other Replicas”.

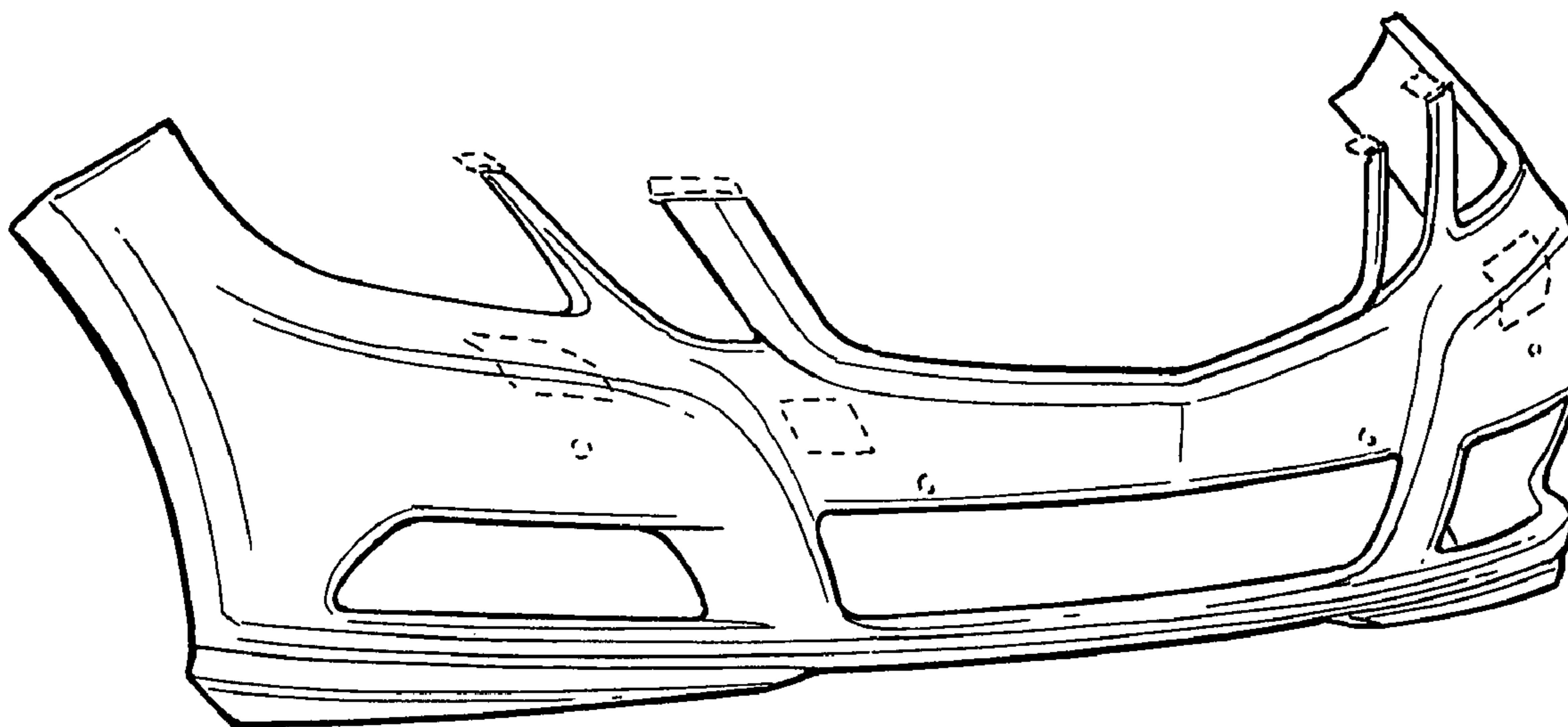
FIG. 1 is a left perspective view of a bumper for a vehicle according to our novel design, the right perspective view being mirror symmetrical;

FIG. 2 is a right side view thereof, the left side view being mirror symmetrical; and,

FIG. 3 is a front view thereof.

The broken lines are for illustrative purposes only and form no part of the claimed design. Also enclosed is a set of photographs of an embodiment of the design.

**1 Claim, 2 Drawing Sheets**



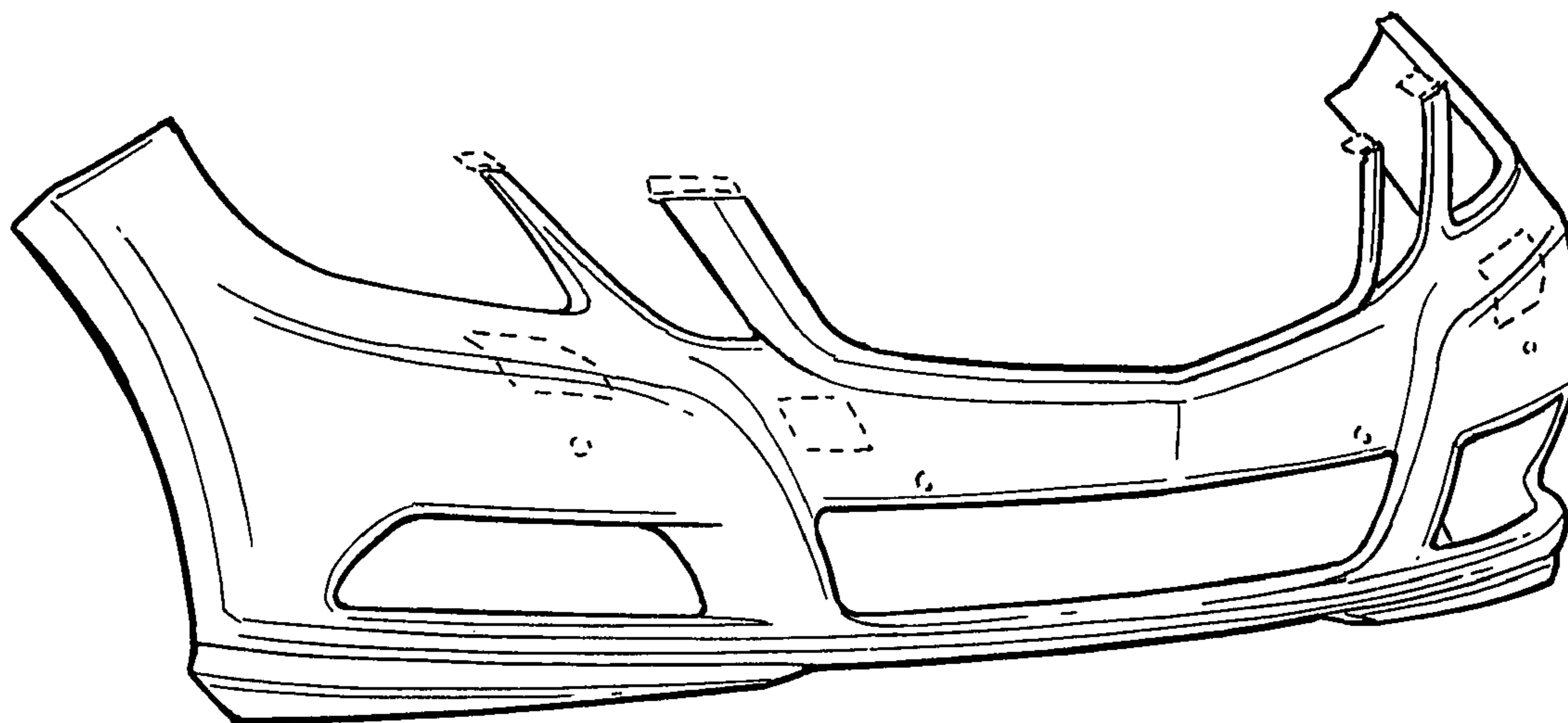


FIG. 1

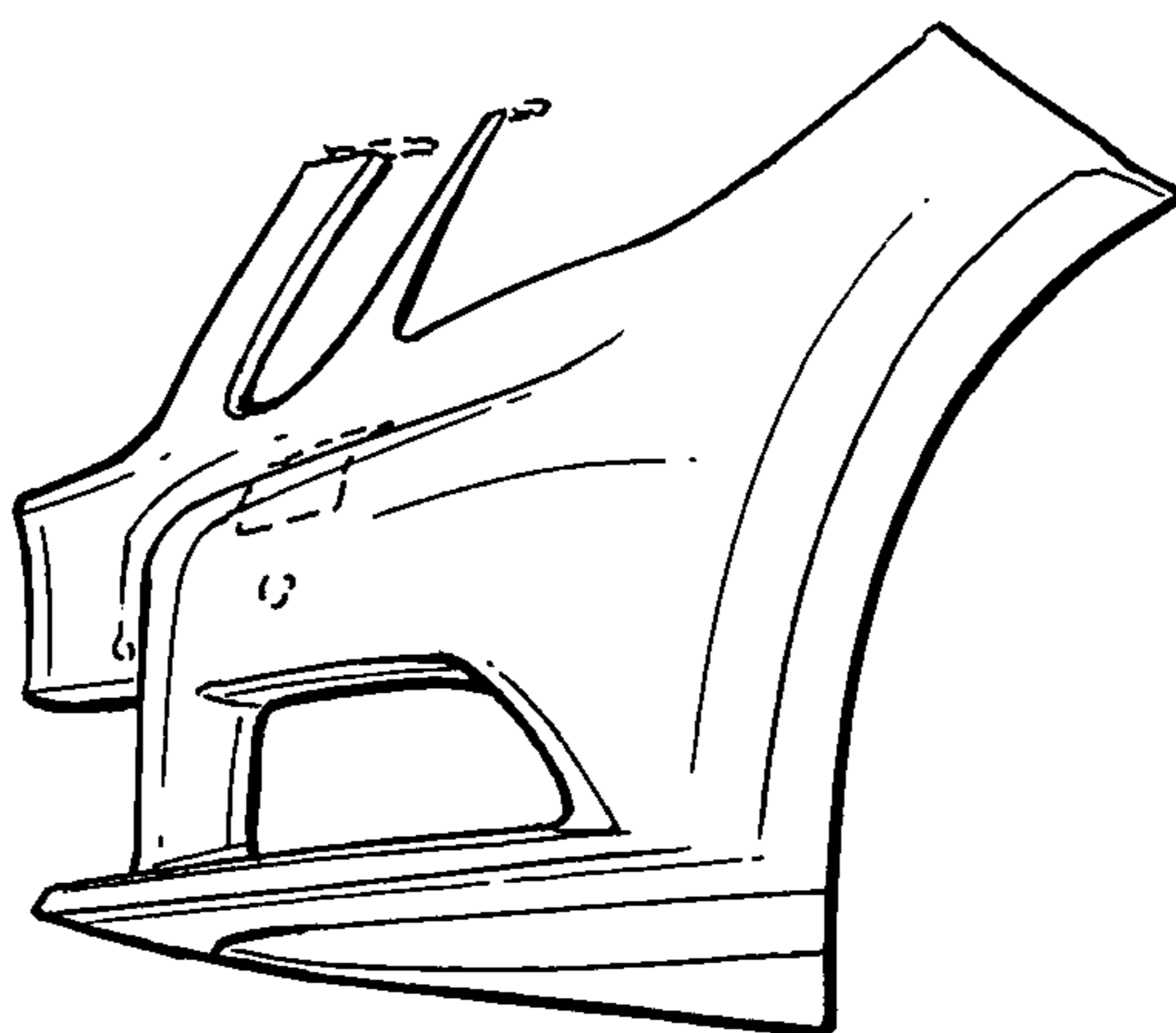


FIG. 2

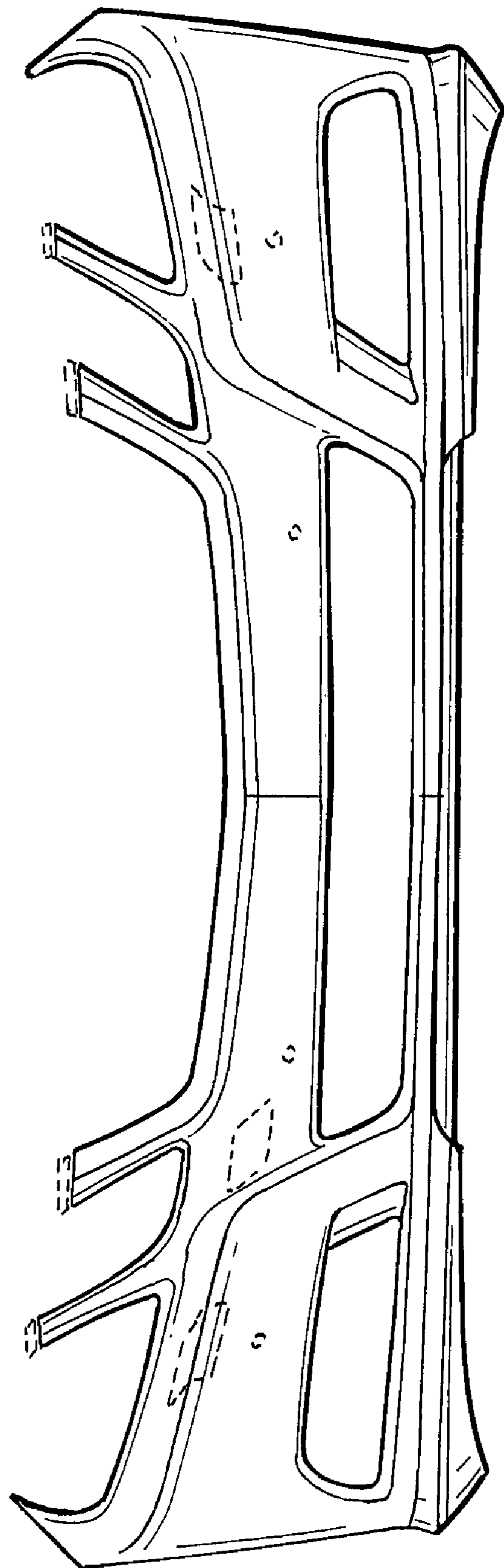


FIG. 3