



US00D586699S

(12) **United States Design Patent**
Opfer et al.

(10) **Patent No.:** **US D586,699 S**
(45) **Date of Patent:** **** Feb. 17, 2009**

(54) **AUTOMOBILE BODY**

(75) Inventors: **John G Opfer**, Rochester, MI (US);
Mark Surel, Ferndale, MI (US); **Dennis Myles**, Bloomfield, MI (US)

(73) Assignee: **Chrysler LLC**, Auburn Hills, MI (US)

(**) Term: **14 Years**

(21) Appl. No.: **29/303,124**

(22) Filed: **Feb. 1, 2008**

(51) **LOC (9) Cl.** **12-08**

(52) **U.S. Cl.** **D12/98**

(58) **Field of Classification Search** D12/86,
D12/90-92, 98; 296/181.1, 181.5, 183.1,
296/37.6

See application file for complete search history.

(56) **References Cited**

U.S. PATENT DOCUMENTS

D455,372 S 4/2002 Myles et al.
D504,357 S * 4/2005 Aneiros et al. D12/98

D537,016 S * 2/2007 Shimoguchi et al. D12/98
D570,742 S * 6/2008 Takagi et al. D12/98
D570,743 S * 6/2008 Takagi et al. D12/98

* cited by examiner

Primary Examiner—Melody N Brown
(74) *Attorney, Agent, or Firm*—Ralph E. Smith

(57) **CLAIM**

The ornamental design for an automobile body, as shown and described.

DESCRIPTION

FIG. 1 is a front perspective view of an automobile body showing our new design;

FIG. 2 is a side view thereof;


FIG. 3 is a front view thereof;

FIG. 4 is a rear view thereof;

FIG. 5 is a rear perspective view thereof; and,

FIG. 6 is a top plan view thereof.

1 Claim, 5 Drawing Sheets



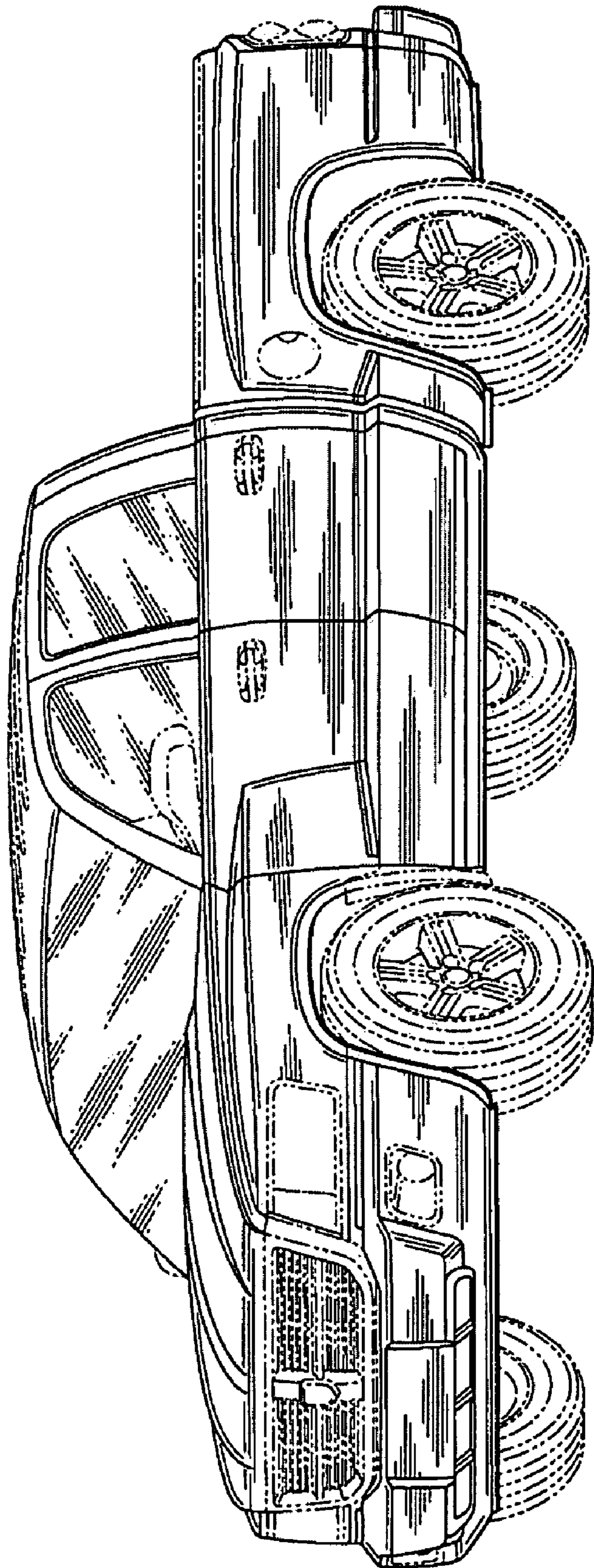


Fig. 1

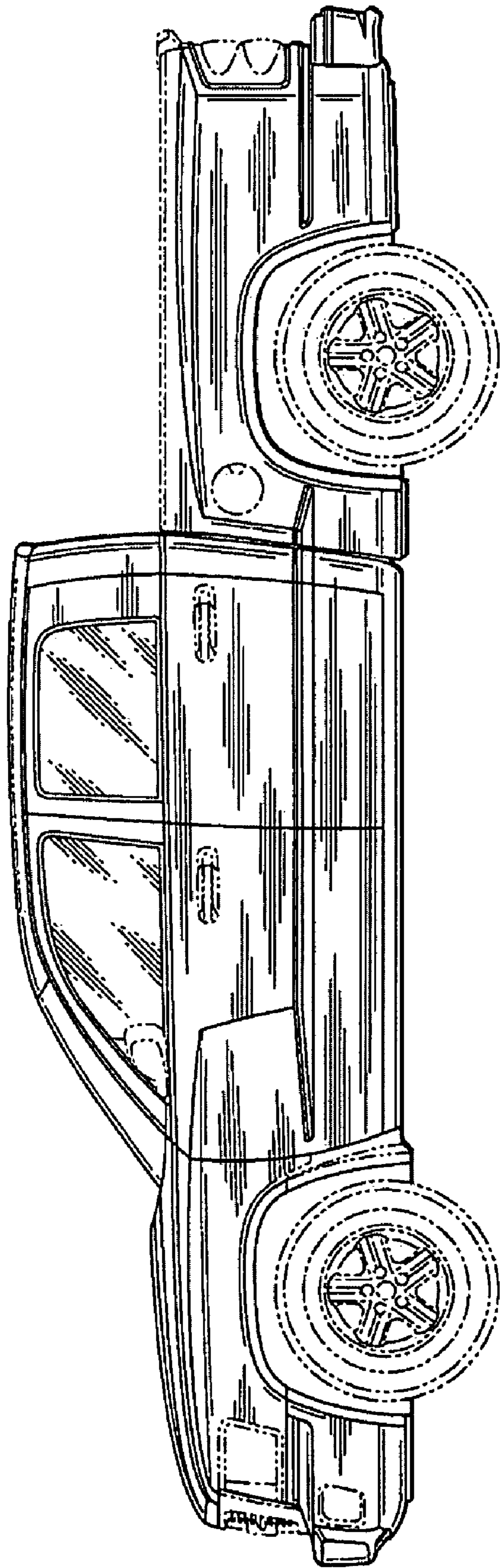


Fig. 2




Fig. 3




Fig. 4

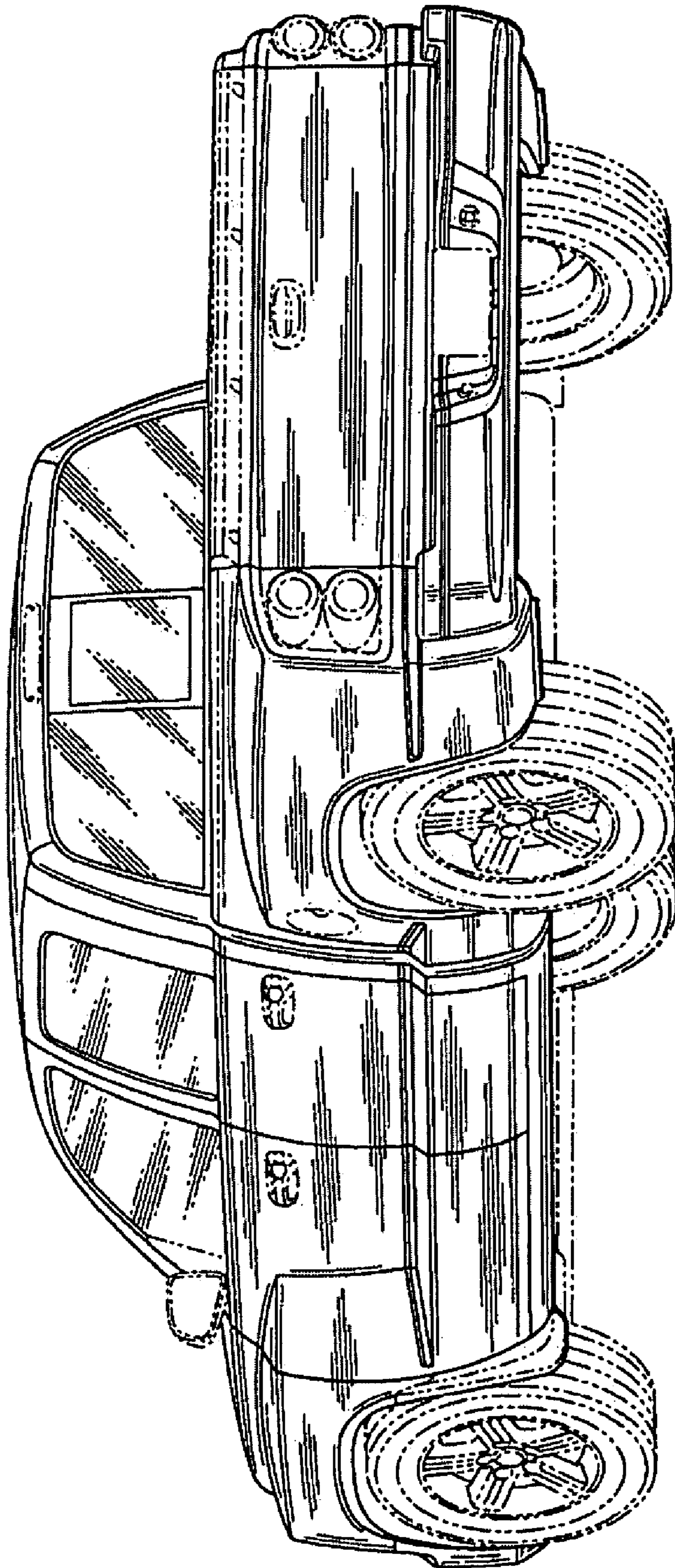


Fig. 5

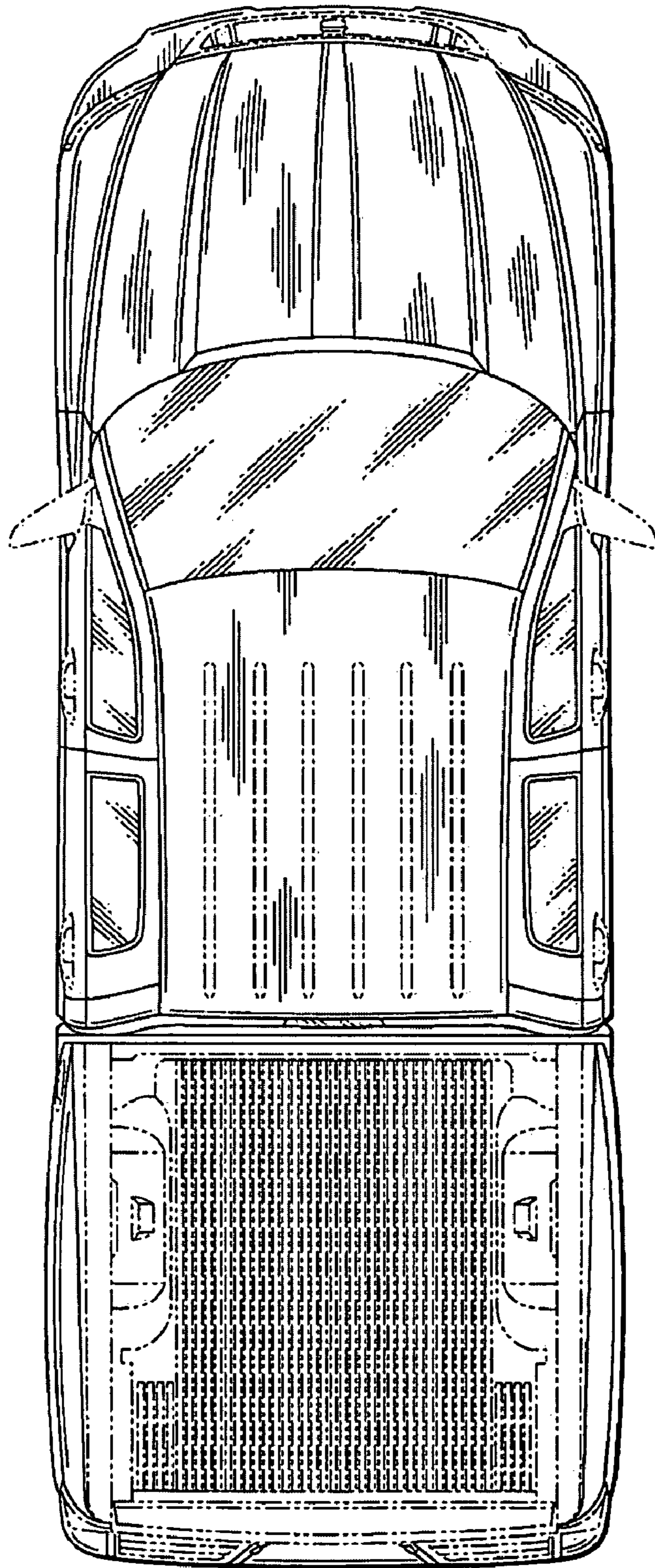


Fig. 6