



US00D586697S

(12) **United States Design Patent**
Nagode et al.

(10) **Patent No.:** **US D586,697 S**

(45) **Date of Patent:** **** Feb. 17, 2009**

(54) **AUTOMOBILE BODY**

(75) Inventors: **Ryan C. Nagode**, West Bloomfield, MI (US); **Mark C. Trostle**, Clarkson, MI (US); **Lance R. Wagner**, Lake Orion, MI (US)

(73) Assignee: **Chrysler LLC**, Auburn Hills, MI (US)

(**) Term: **14 Years**

(21) Appl. No.: **29/302,967**

(22) Filed: **Jan. 29, 2008**

(51) **LOC (9) Cl.** **12-08**

(52) **U.S. Cl.** **D12/91**

(58) **Field of Classification Search** D12/86,
D12/90-92; 296/181.1, 181.5
See application file for complete search history.

(56) **References Cited**

U.S. PATENT DOCUMENTS

D447,983 S	9/2001	Stoddard et al.	
D466,051 S	11/2002	Stoddard et al.	
D466,052 S	11/2002	Stoddard et al.	
D479,155 S *	9/2003	Dolan et al.	D12/91
D516,956 S *	3/2006	Bucci et al.	D12/91
D521,902 S *	5/2006	Folden	D12/91
D526,935 S *	8/2006	Wagner et al.	D12/91

D532,717 S *	11/2006	Dolan et al.	D12/91
D553,049 S *	10/2007	Opfer et al.	D12/91
D564,411 S *	3/2008	Zavatski et al.	D12/91
D574,298 S *	8/2008	Opfer et al.	D12/91
D576,524 S *	9/2008	Zavatski et al.	D12/91

* cited by examiner

Primary Examiner—Melody N Brown

(74) *Attorney, Agent, or Firm*—Ralph E. Smith

(57) **CLAIM**

The ornamental design for an automobile body, as shown and described.

DESCRIPTION

FIG. 1 is a front perspective view of an automobile body showing our new design;

FIG. 2 is a side view thereof;

FIG. 3 is a front view thereof;


FIG. 4 is a rear view thereof;

FIG. 5 is a rear perspective view thereof; and,

FIG. 6 is a top plan view thereof.

It will be understood that the broken lines presented in the drawings are for illustration only, and do not form a part of the claimed design.

1 Claim, 5 Drawing Sheets



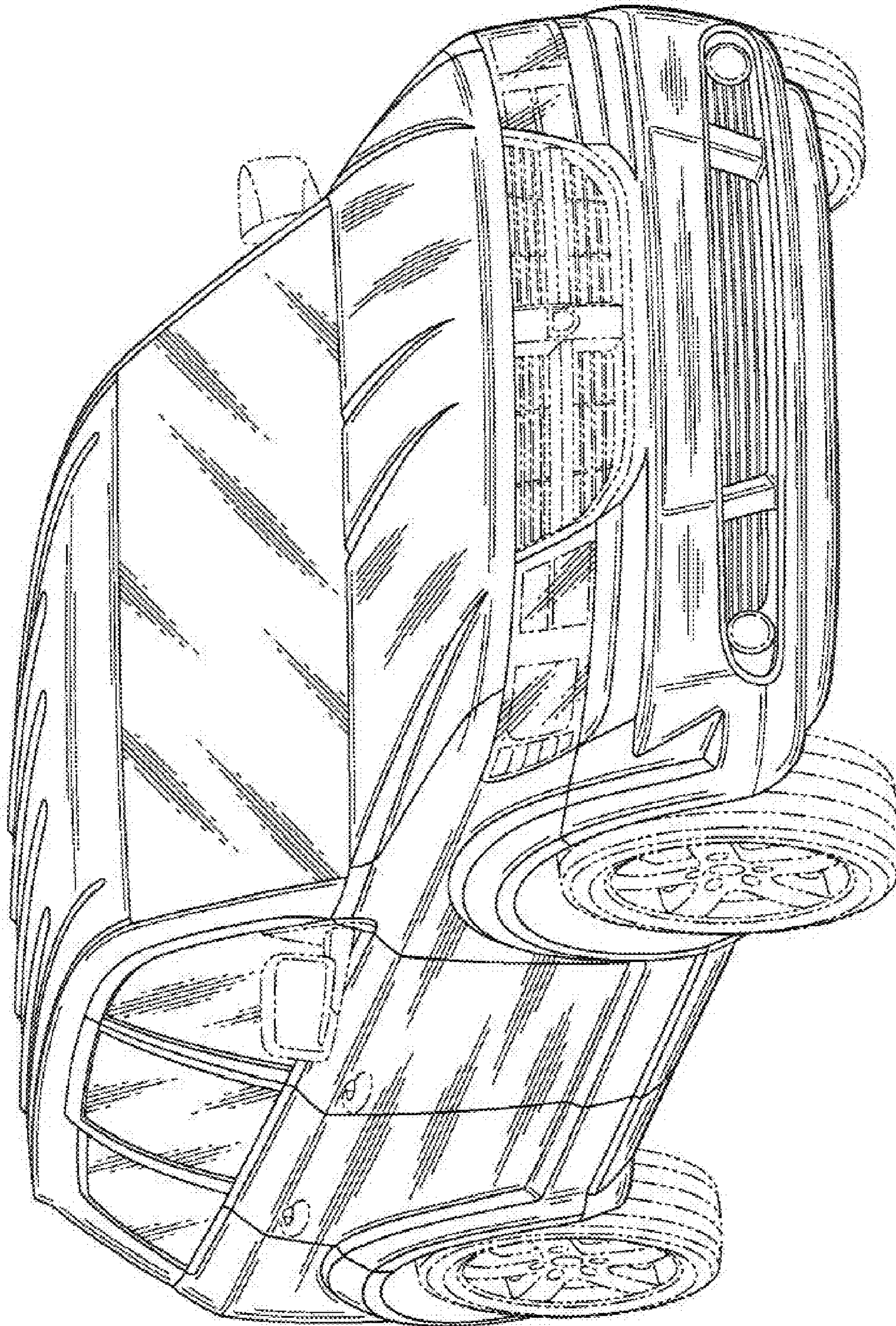


Fig. 1

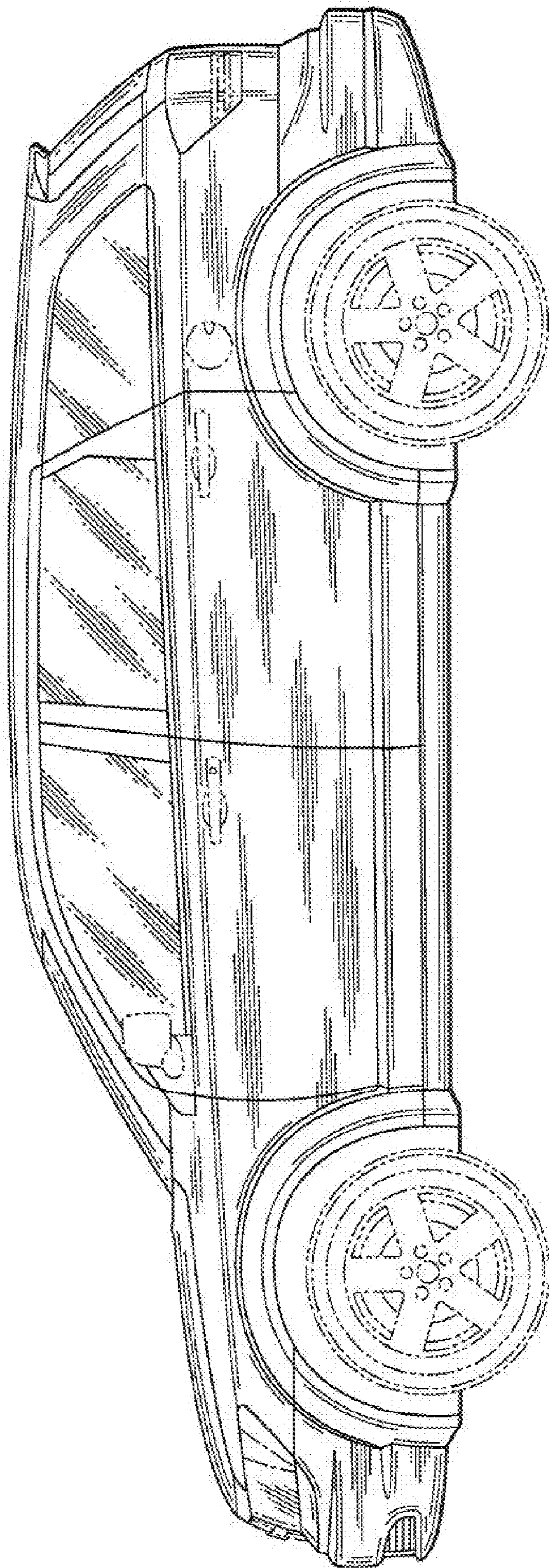


Fig. 2

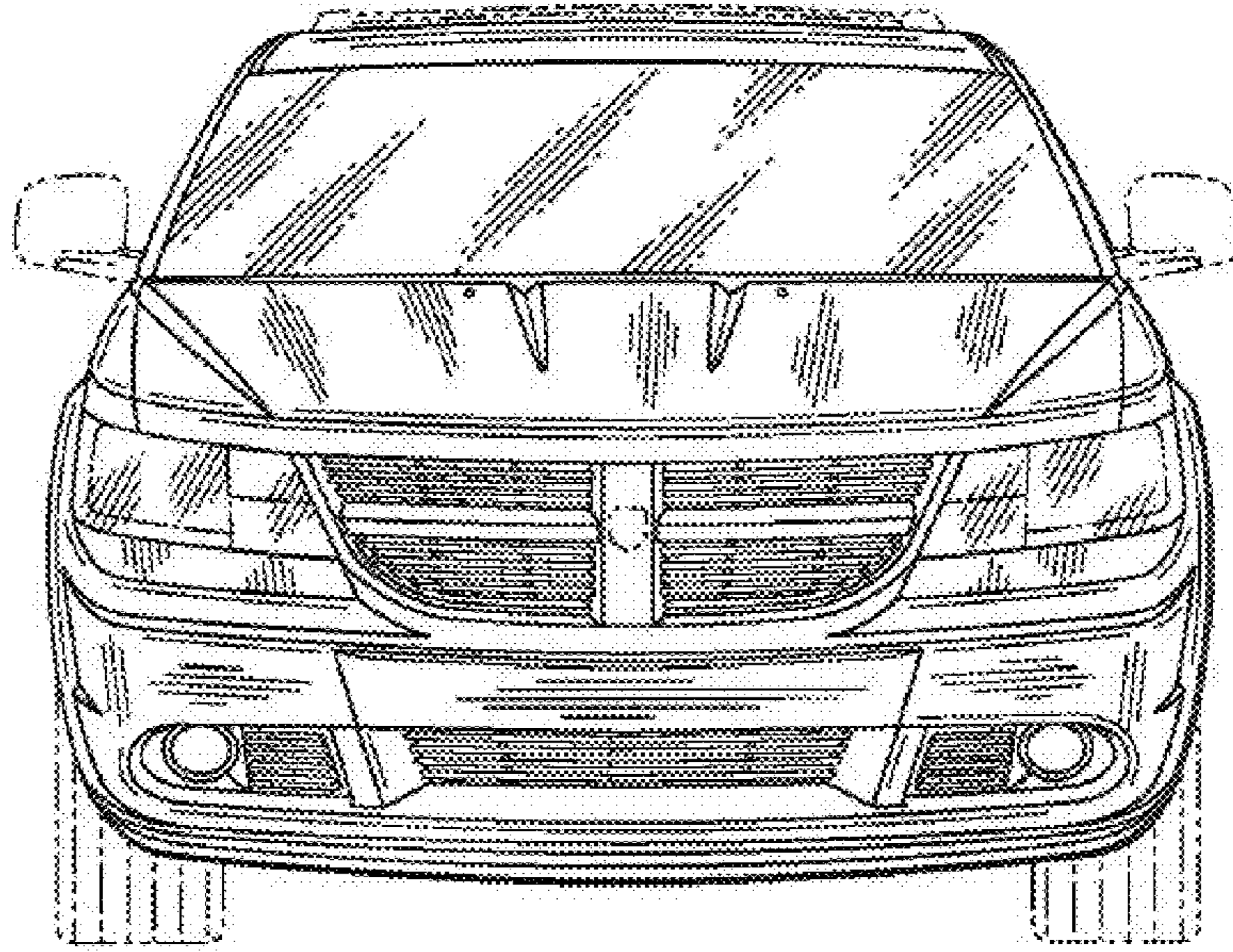


Fig. 3




Fig. 4

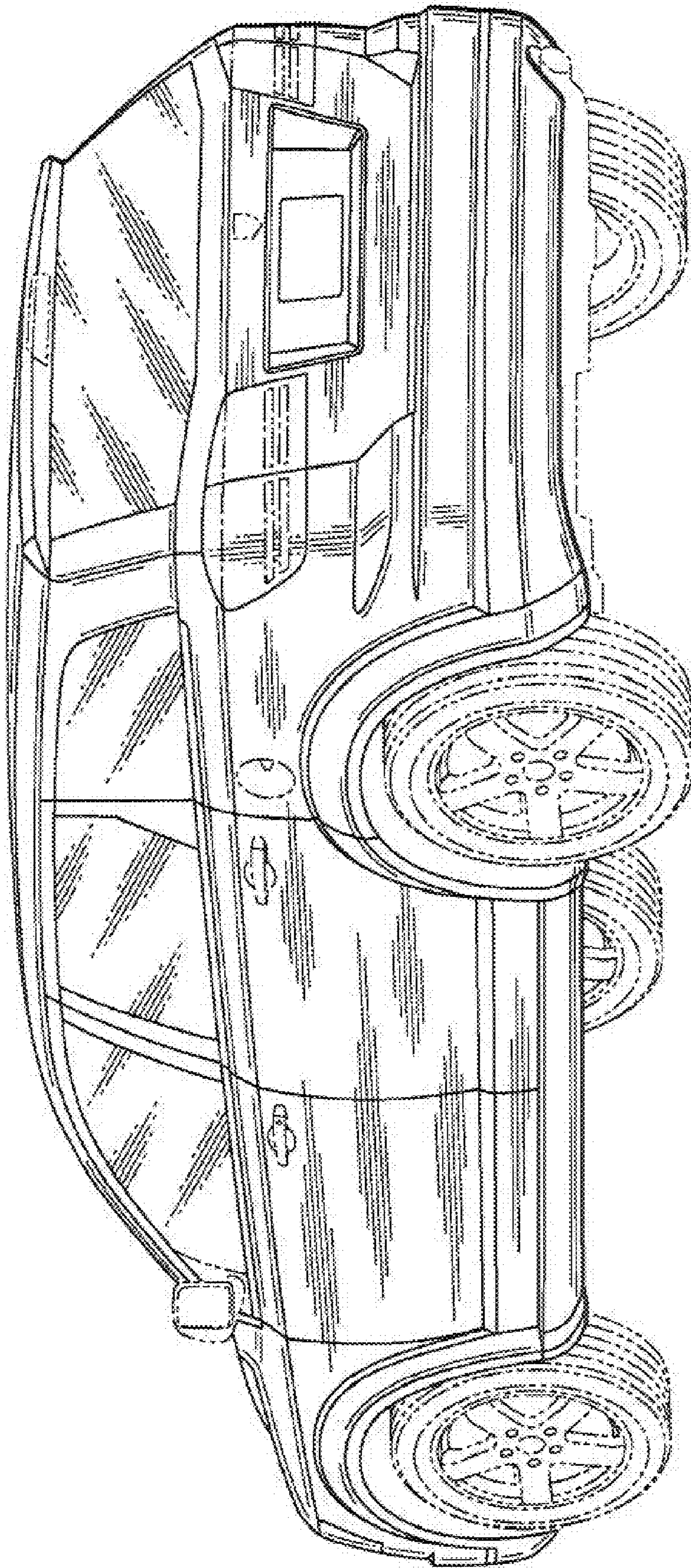


Fig. 5

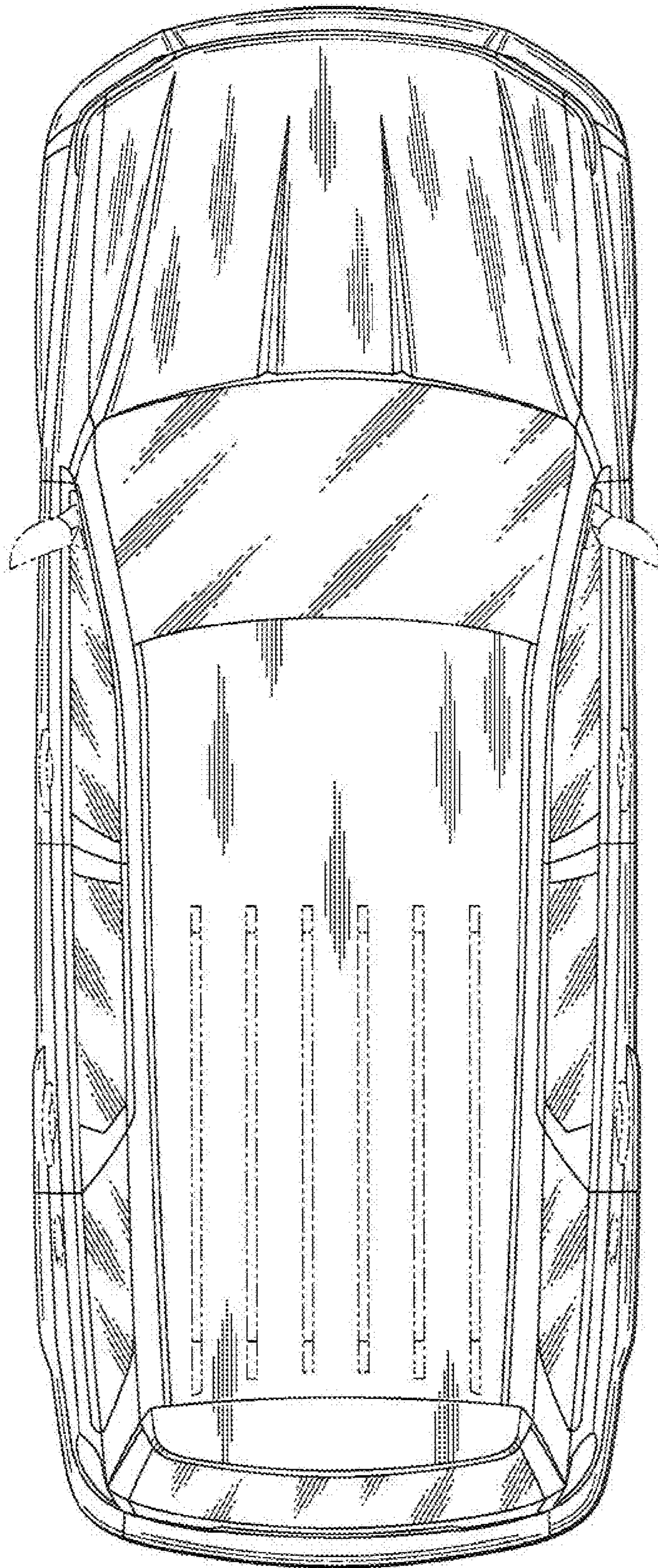


Fig. 6