



US00D586692S

(12) **United States Design Patent**  
**Nykoluk**

(10) **Patent No.:** **US D586,692 S**

(45) **Date of Patent:** **\*\* Feb. 17, 2009**

(54) **BELT BUCKLE**

(75) Inventor: **Cory Nykoluk**, Oakdale, CA (US)

(73) Assignee: **5.11 Inc.**, Modesto, CA (US)

(\*\*) Term: **14 Years**

(21) Appl. No.: **29/286,911**

(22) Filed: **May 21, 2007**

(51) **LOC (9) Cl.** ..... **02-07**

(52) **U.S. Cl.** ..... **D11/218**

(58) **Field of Classification Search** ..... D11/1-2,  
D11/86, 87, 200-201, 206-210, 212-216,  
D11/218; 24/163 R, 169-171, 173, 177-179,  
24/191, 194-195, 197, 200, 303  
See application file for complete search history.

(56) **References Cited**

**U.S. PATENT DOCUMENTS**

- 4,637,099 A \* 1/1987 Kasai ..... 24/200
- 4,791,709 A \* 12/1988 Fildan ..... 24/171
- 5,243,741 A \* 9/1993 Fudaki et al. .... 24/200

- D364,833 S \* 12/1995 Matoba ..... D11/218
- D386,110 S \* 11/1997 Hetrick et al. .... D11/218
- D520,908 S \* 5/2006 Haymond ..... D11/218

\* cited by examiner

*Primary Examiner*—R. Seifert

(74) *Attorney, Agent, or Firm*—Thomas M. Freiburger

(57) **CLAIM**

The ornamental design for a belt buckle, substantially as shown and described.

**DESCRIPTION**

FIG. 1 is a frontal perspective view of a belt buckle showing my new design;

FIG. 2 is a rear view thereof;

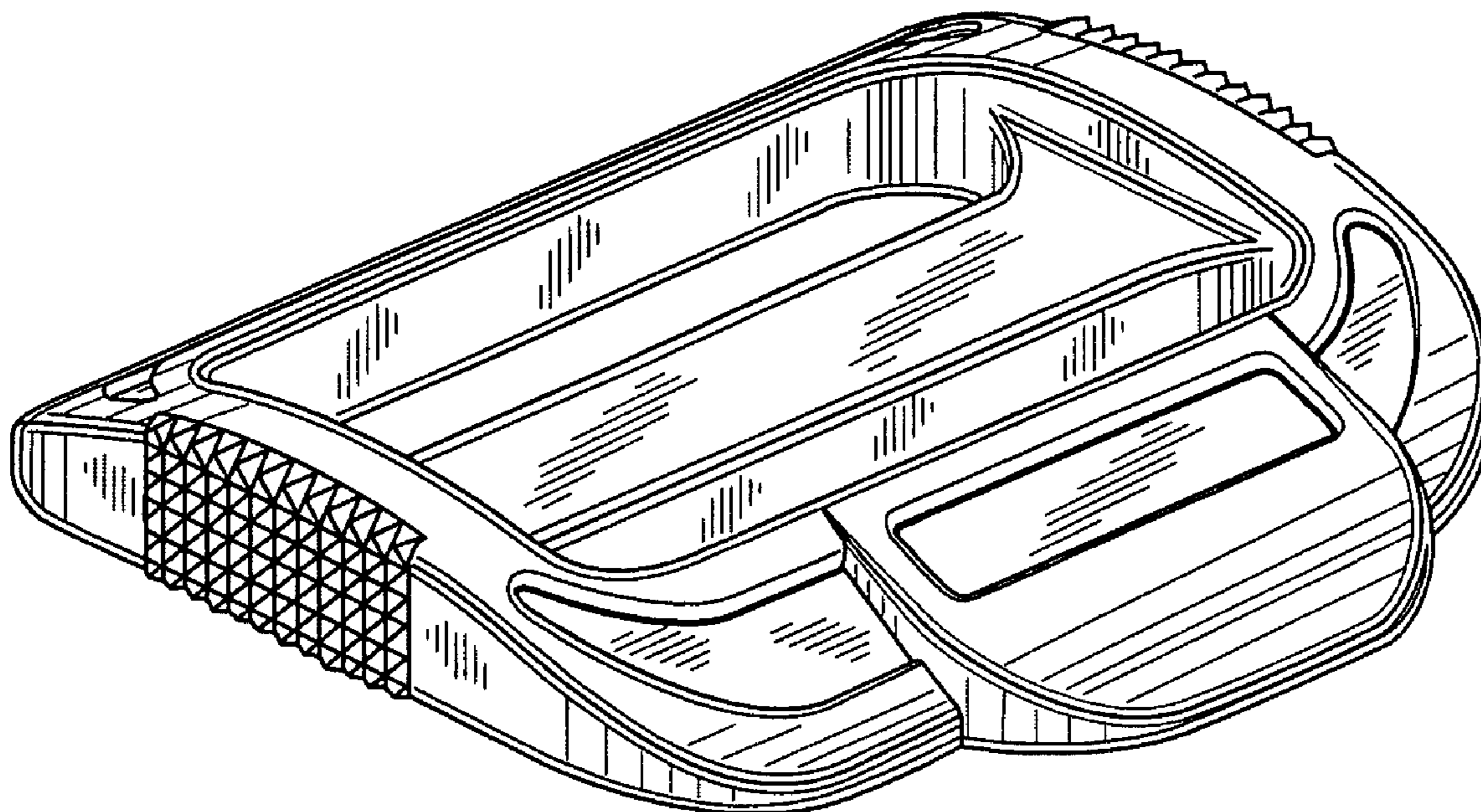
FIG. 3 is a left side view thereof;

FIG. 4 is a front plan view thereof;

FIG. 5 is a right side view thereof; and,

FIG. 6 is a bottom side view thereof, the top side being identical and opposite-hand.

**1 Claim, 2 Drawing Sheets**



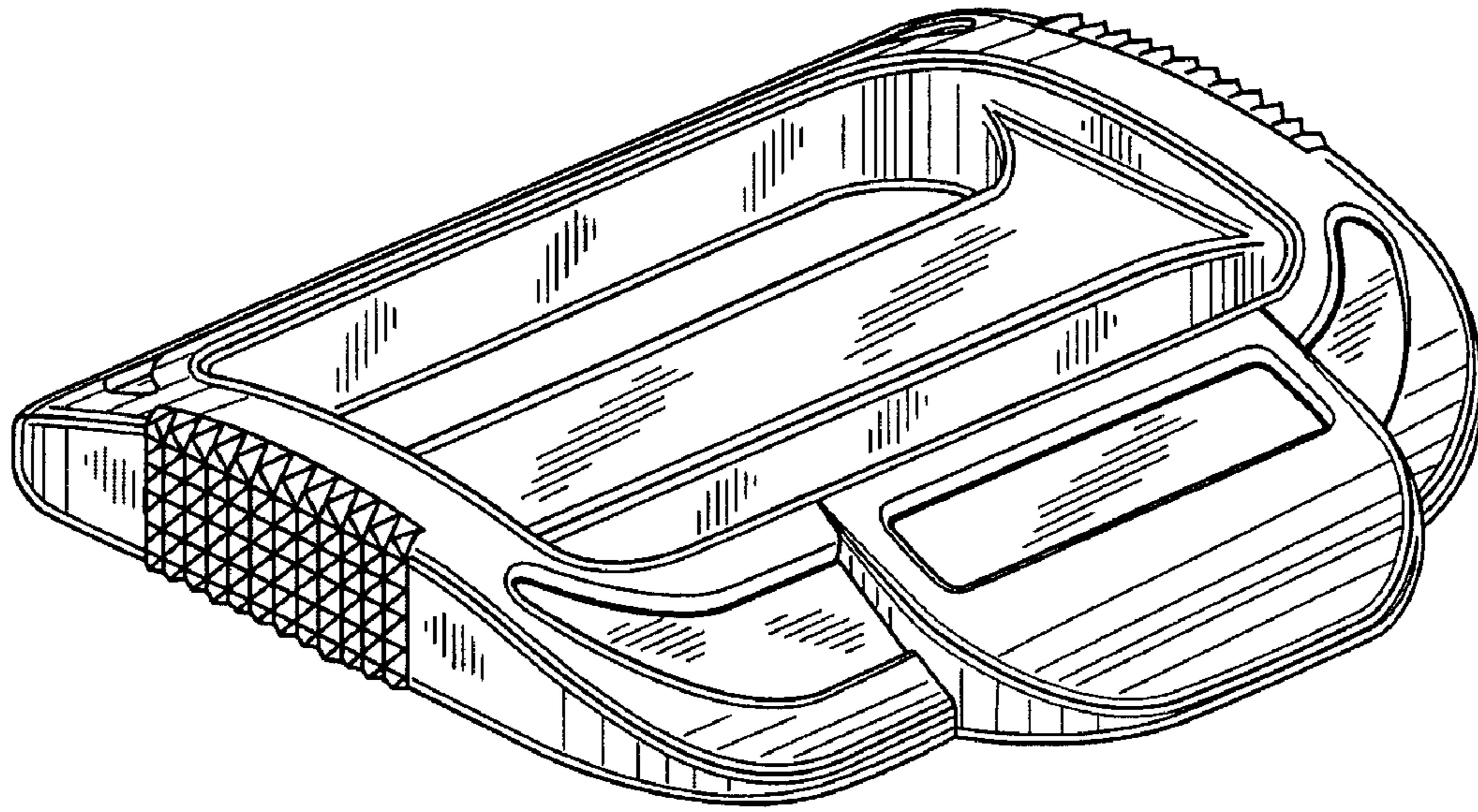


FIG. 1




FIG. 2




FIG. 3

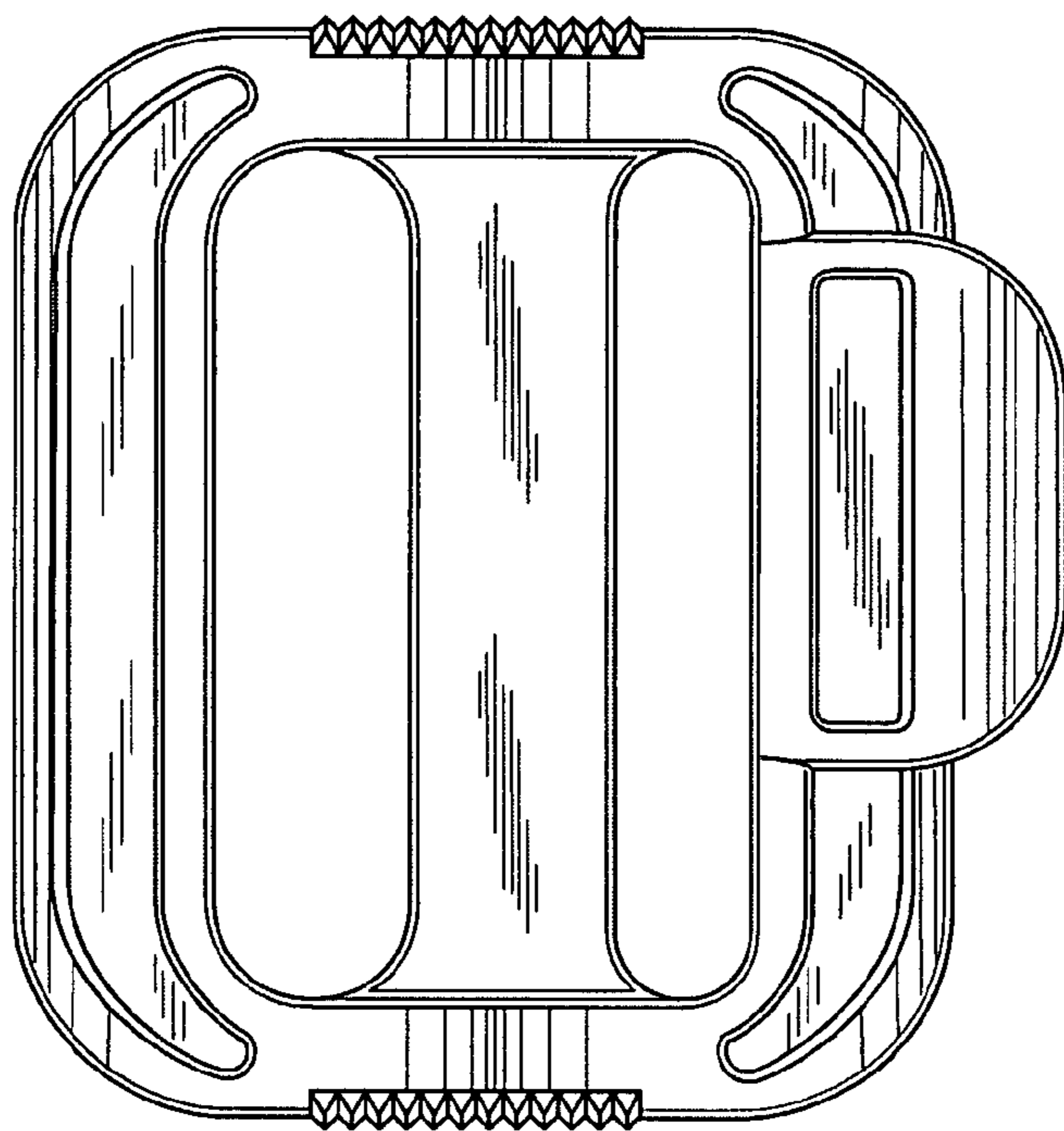


FIG. 4

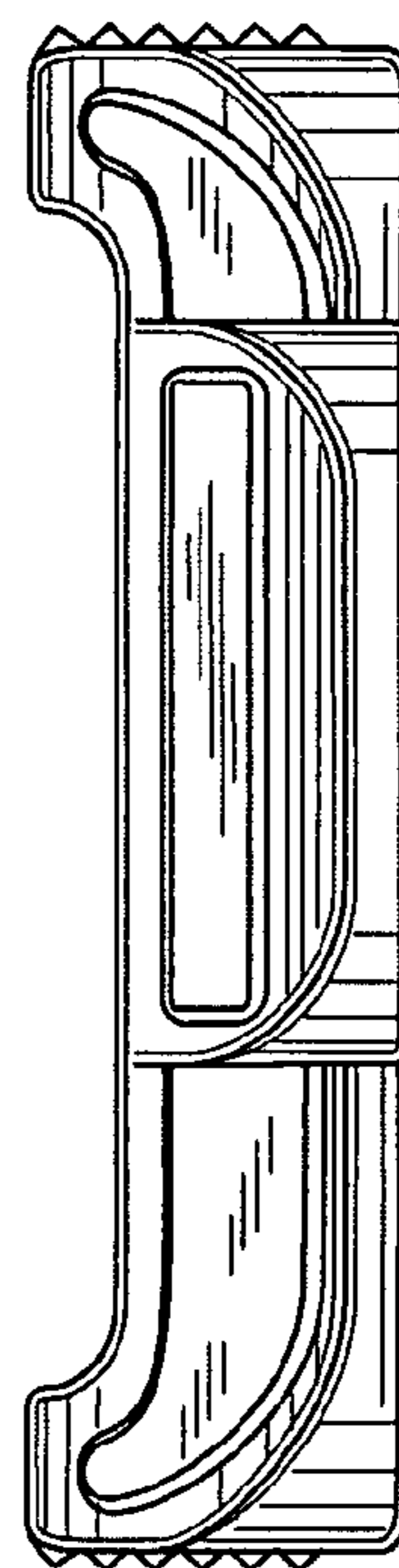


FIG. 5

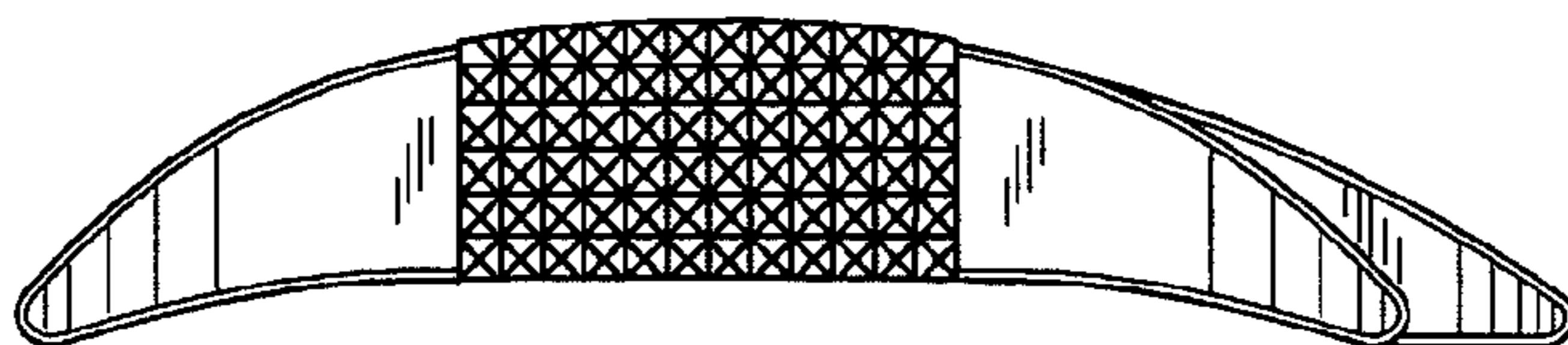


FIG. 6