



US00D586669S

(12) **United States Design Patent**  
**Loth**

(10) **Patent No.:** **US D586,669 S**

(45) **Date of Patent:** **\*\* Feb. 17, 2009**

(54) **WRISTWATCH**

(75) **Inventor:** **Eric A. Loth**, La Chaux-de-Fonds (CH)

(73) **Assignee:** **The British Masters SA**, La Chaux-De-Fonds (CH)

(\*\*) **Term:** **14 Years**

(21) **Appl. No.:** **29/287,382**

(22) **Filed:** **Jul. 31, 2007**

(30) **Foreign Application Priority Data**

Apr. 10, 2007 (CH) ..... 133864

(51) **LOC (9) Cl.** ..... **10-02**

(52) **U.S. Cl.** ..... **D10/39**

(58) **Field of Classification Search** ..... D10/30-39,  
D10/122-132; 368/276, 281, 282, 285, 308,  
368/319, 28, 80, 223, 228, 232, 294, 295,  
368/288; D11/3

See application file for complete search history.

(56) **References Cited**

**U.S. PATENT DOCUMENTS**

- D212,640 S \* 11/1968 Bollier ..... D11/3
- 3,427,800 A \* 2/1969 Blum ..... 368/223
- 3,503,203 A \* 3/1970 Gruner et al. .... 368/21
- D240,026 S \* 5/1976 Szalek ..... D10/126
- D391,176 S \* 2/1998 Bulgari ..... D10/39
- D447,063 S \* 8/2001 Scheufele ..... D10/30
- D447,427 S \* 9/2001 Finazzi ..... D10/39
- D447,705 S \* 9/2001 Scheufele ..... D10/39

- D452,175 S \* 12/2001 Finazzi ..... D10/39
- D457,817 S \* 5/2002 Brandt ..... D10/39
- D459,241 S \* 6/2002 Bodino ..... D10/32
- D517,432 S \* 3/2006 Laucella ..... D10/39
- D519,851 S \* 5/2006 Seyr ..... D10/31
- D520,384 S \* 5/2006 Scheufele ..... D10/39
- D533,468 S \* 12/2006 Loth ..... D10/32
- D536,996 S \* 2/2007 Loth ..... D10/32
- D540,195 S \* 4/2007 Nussbaumer ..... D10/31

\* cited by examiner

*Primary Examiner*—Lucy Lieberman

(74) *Attorney, Agent, or Firm*—Sughrue Mion, PLLC

(57) **CLAIM**

The ornamental design for a wristwatch, as shown and described.

**DESCRIPTION**

FIG. 1 is a perspective view of the front and right side of a wristwatch showing my new design;

FIG. 2 is a front elevational view thereof;

FIG. 3 is a rear elevational view thereof;

FIG. 4 is a right side elevational view thereof;

FIG. 5 is a left side elevational view thereof;

FIG. 6 is a top plan view thereof; and,

FIG. 7 is a bottom plan view thereof.

The broken lines showing a watch band are for illustrative purposes only and form no part of the claimed design.

**1 Claim, 2 Drawing Sheets**






FIG. 1



FIG. 2

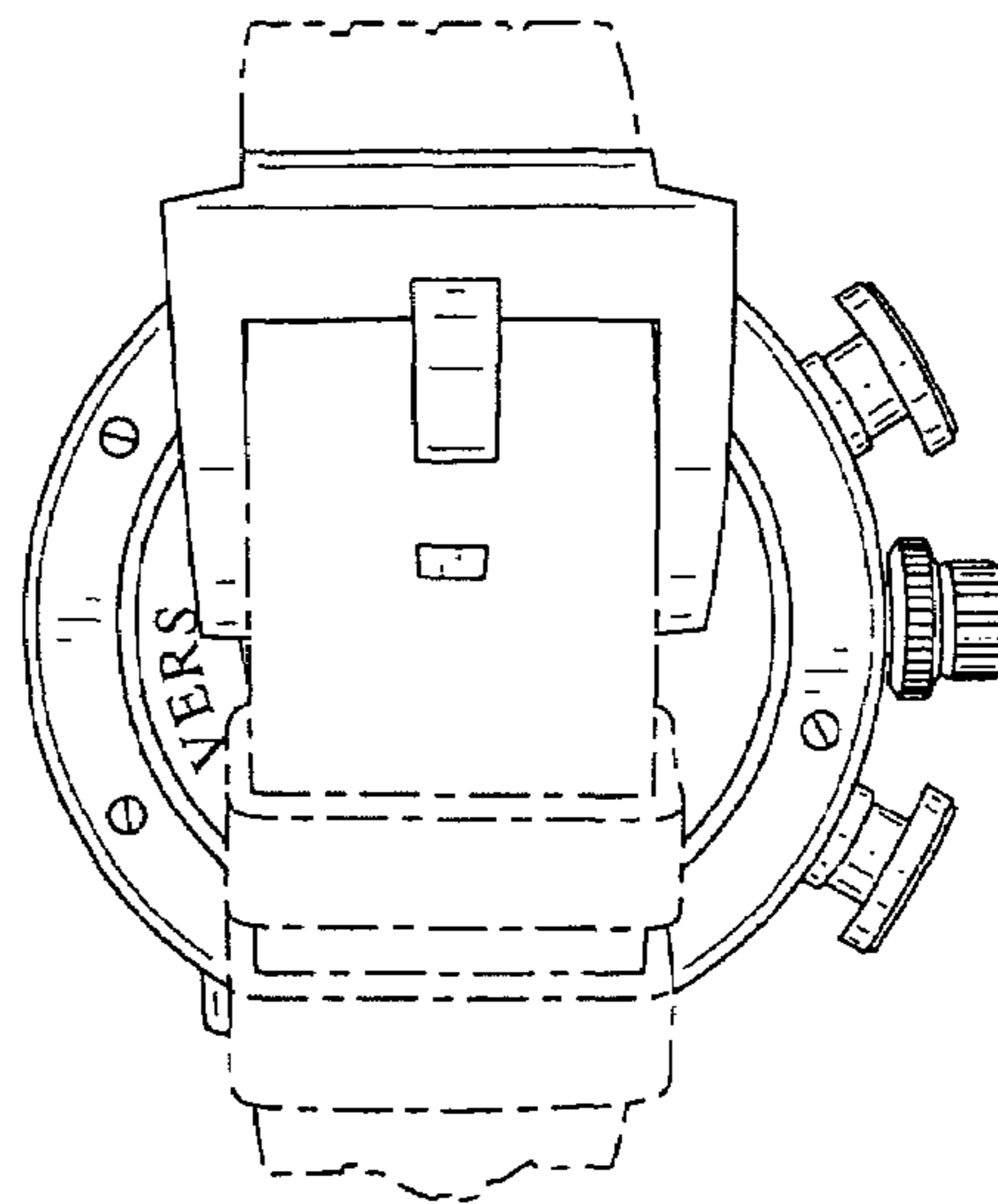


FIG. 3

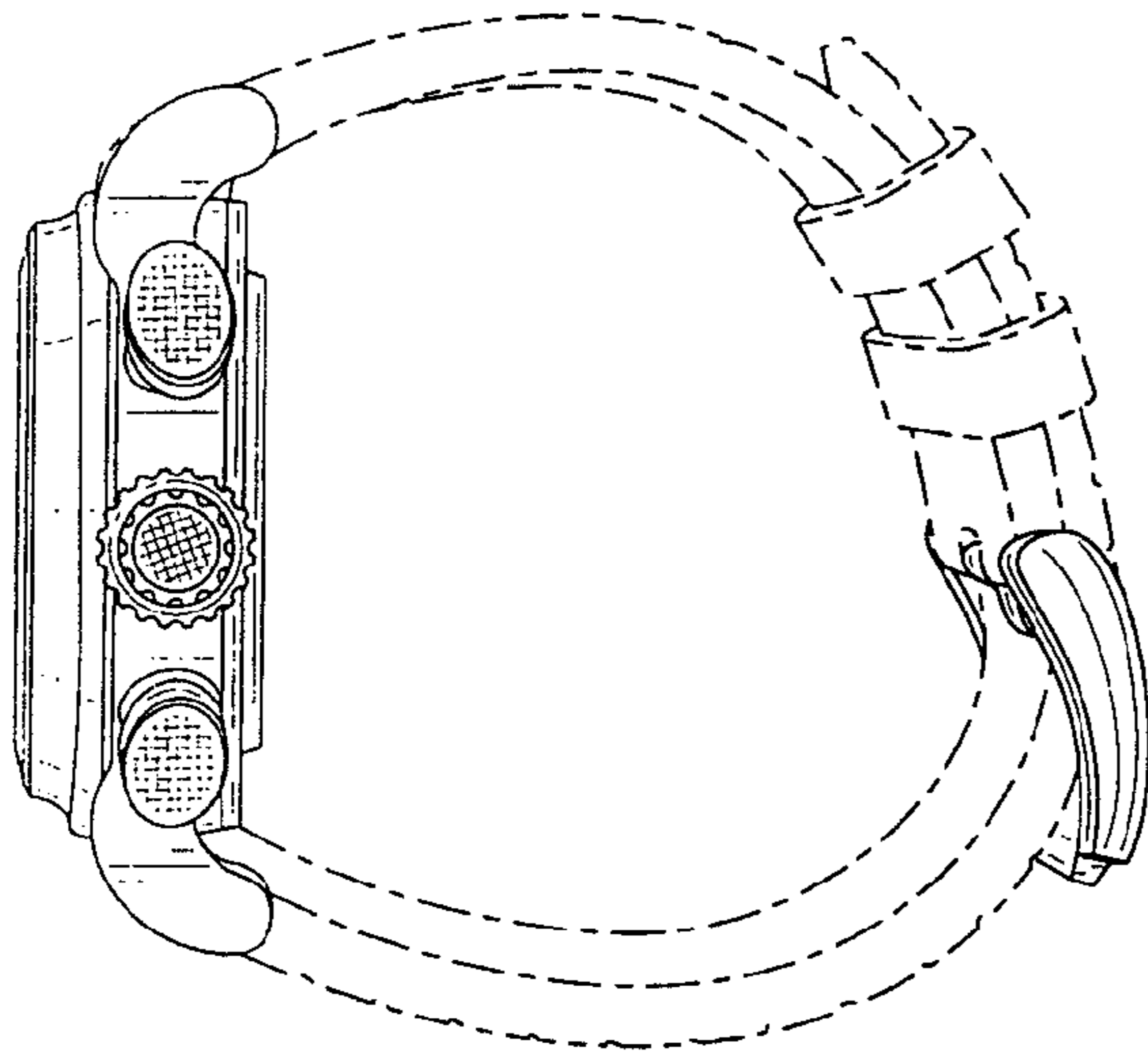


FIG. 4

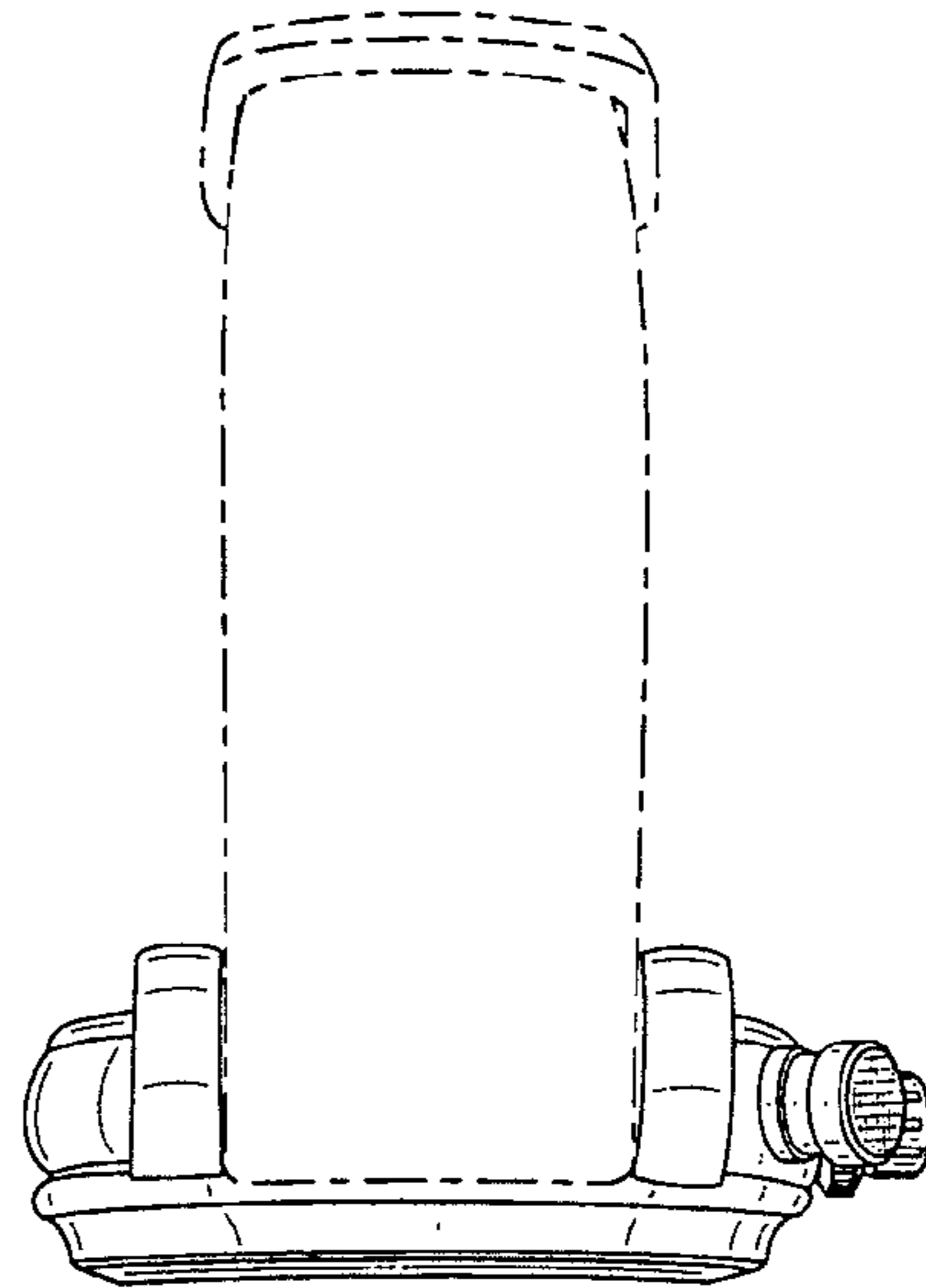


FIG. 6

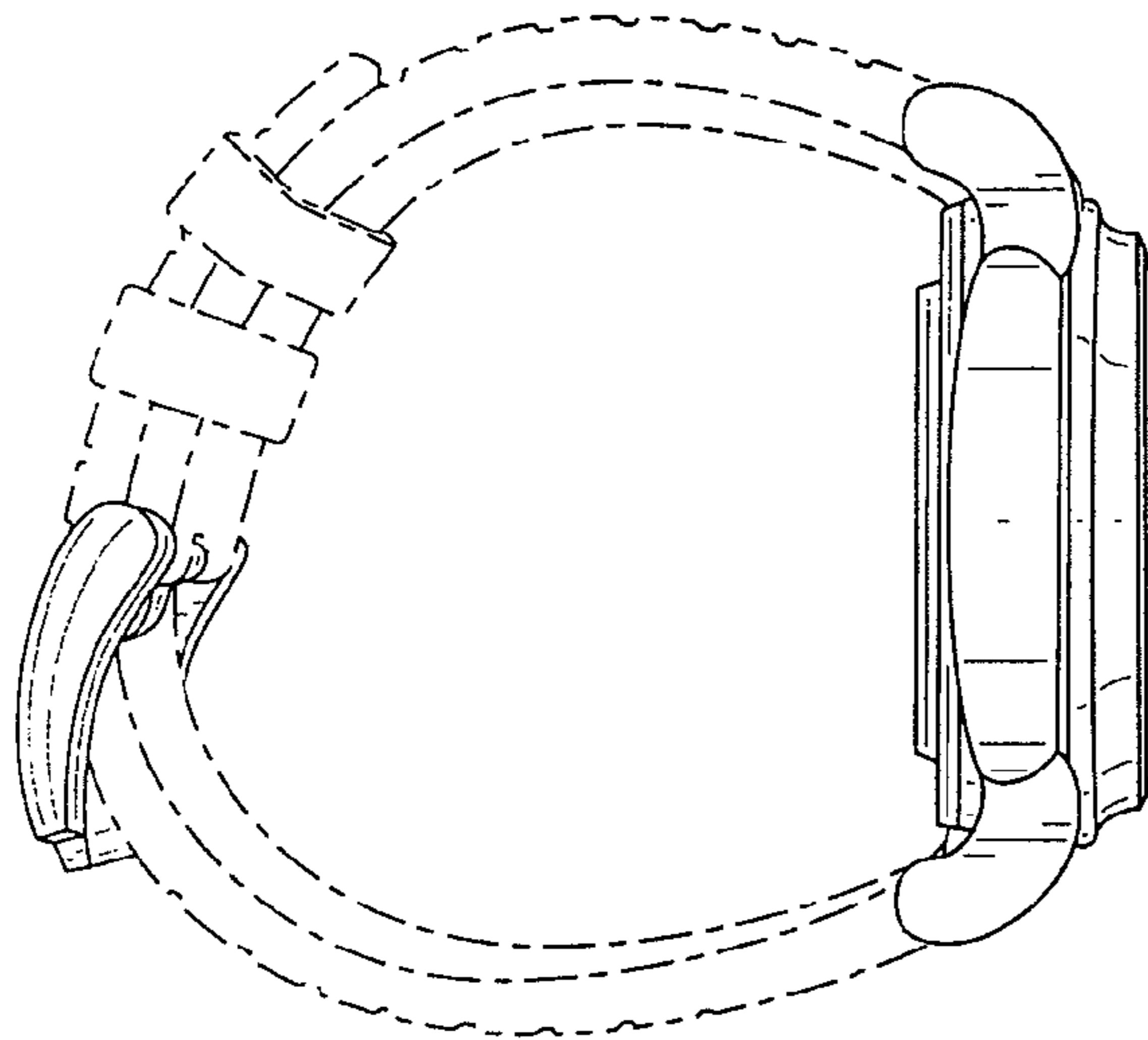


FIG. 5

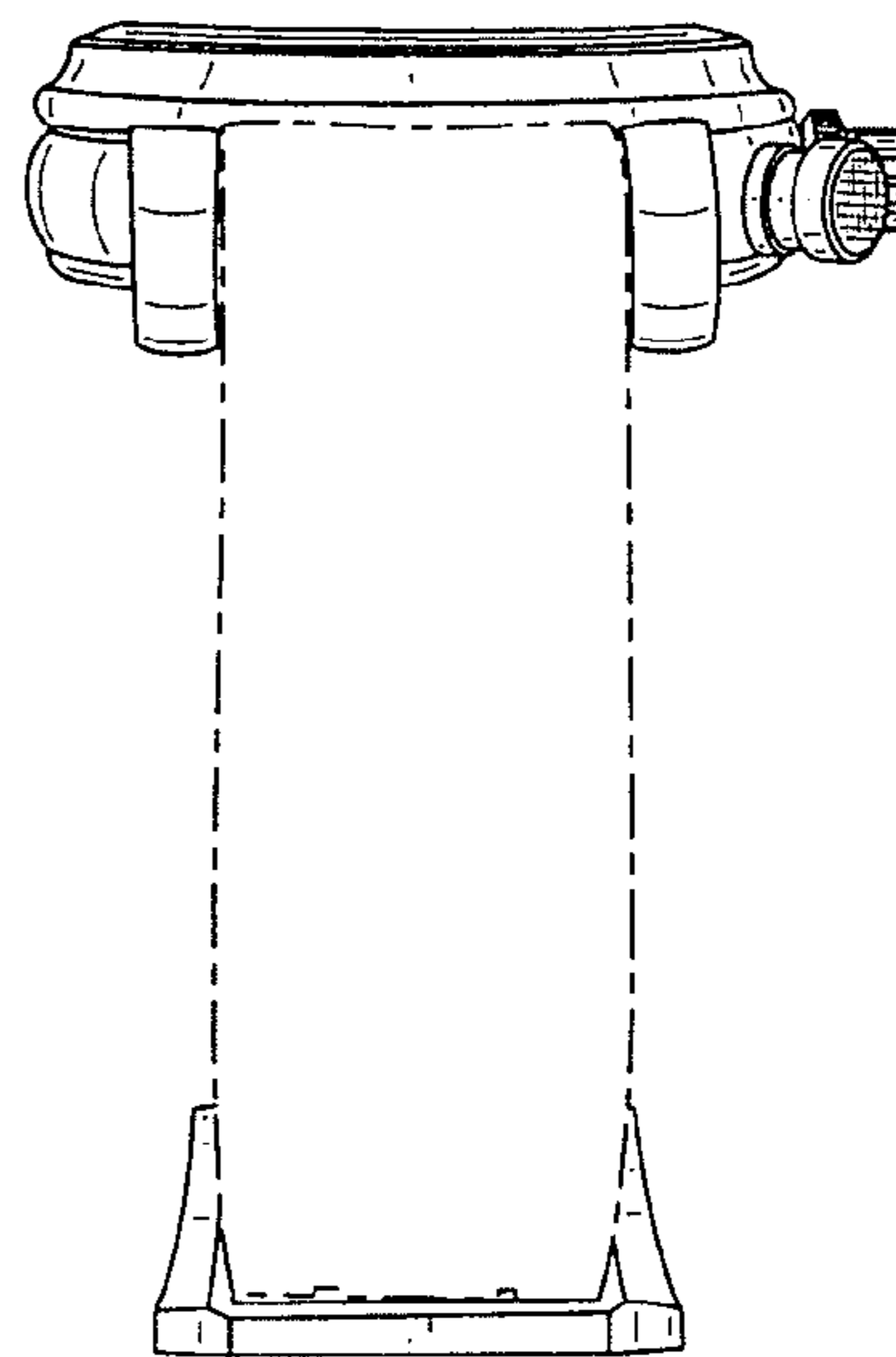


FIG. 7