



US00D586657S

(12) **United States Design Patent**
Pritchett, Jr.

(10) **Patent No.:** **US D586,657 S**

(45) **Date of Patent:** **** Feb. 17, 2009**

(54) **CONTAINER**

(75) **Inventor:** **Raymond A. Pritchett, Jr.**, Brogue, PA (US)

(73) **Assignee:** **Graham Packaging Company, L.P.**, York, PA (US)

(**) **Term:** **14 Years**

(21) **Appl. No.:** **29/305,704**

(22) **Filed:** **Mar. 26, 2008**

(51) **LOC (9) Cl.** **09-01**

(52) **U.S. Cl.** **D9/539; D9/558; D9/559**

(58) **Field of Classification Search** D9/500, D9/50, 516, 519, 537-539, 541, 545, 549, D9/558, 559; 215/381-384

See application file for complete search history.

(56) **References Cited**

U.S. PATENT DOCUMENTS

D36,395 S *	6/1903	Farnan	D9/500
D128,179 S *	7/1941	Schwartz	D9/500
D166,542 S *	4/1952	Kunett	D9/540
D215,412 S *	9/1969	Landor	D9/500
D225,725 S *	1/1973	Pettengill	D9/500
D225,727 S *	1/1973	Pettengill	D9/500
D234,393 S *	2/1975	Gould	D9/500
D240,898 S *	8/1976	Reynolds	D9/500
4,082,200 A *	4/1978	Guest et al.	215/376
D338,832 S *	8/1993	Osip et al.	D9/502
D350,901 S *	9/1994	Pellew-Harvey	D9/559 X
D384,586 S *	10/1997	Peek	D9/541 X

6,763,969 B1	7/2004	Melrose et al.	
D501,404 S *	2/2005	Dalton et al. D9/500
6,929,138 B2	8/2005	Melrose et al.	
D538,168 S *	3/2007	Davis et al. D9/538
D568,163 S *	5/2008	Melrose et al. D9/538
D573,468 S *	7/2008	Pickford D9/539 X
2003/0161980 A1	8/2003	Nelson	
2004/0159627 A1	8/2004	Trude	

* cited by examiner

Primary Examiner—Carol Rademaker

(74) *Attorney, Agent, or Firm*—Knoble, Yoshida & Dunleavy, LLC

(57) **CLAIM**

The ornamental design for a container, as shown and described.

DESCRIPTION

FIG. 1 is a top, front, and left side perspective view of a container showing our new design;

FIG. 2 is a front elevational view thereof;

FIG. 3 is a back elevational view thereof;

FIG. 4 is a left side elevational view thereof;

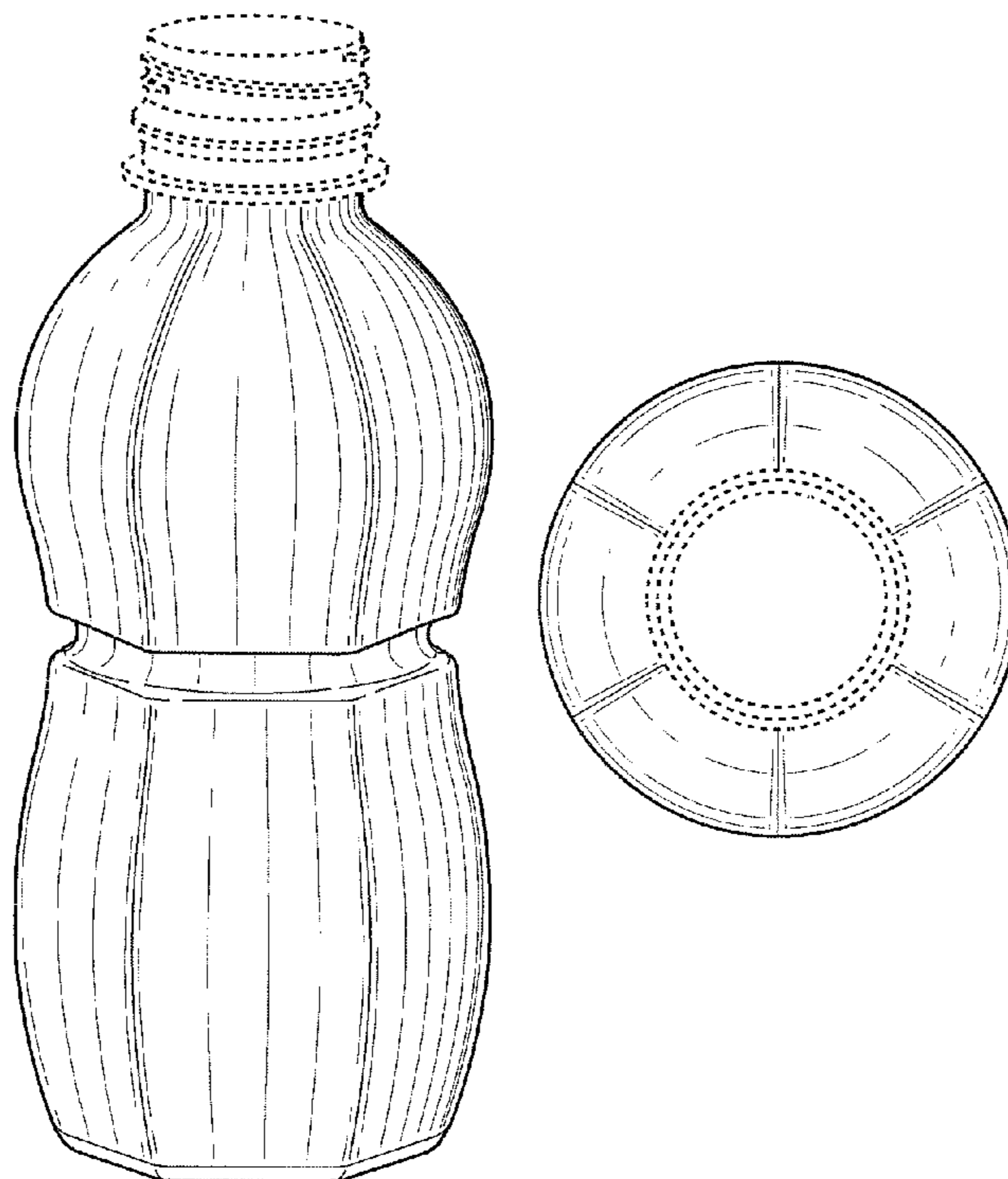
FIG. 5 is a right side elevational view thereof; and

FIG. 6 is a top plan view thereof; and,

FIG. 7 is a bottom plan view thereof.

The broken lines shown in the drawing views are included for the purpose of showing environmental structure that forms no part of the claimed design.

1 Claim, 3 Drawing Sheets



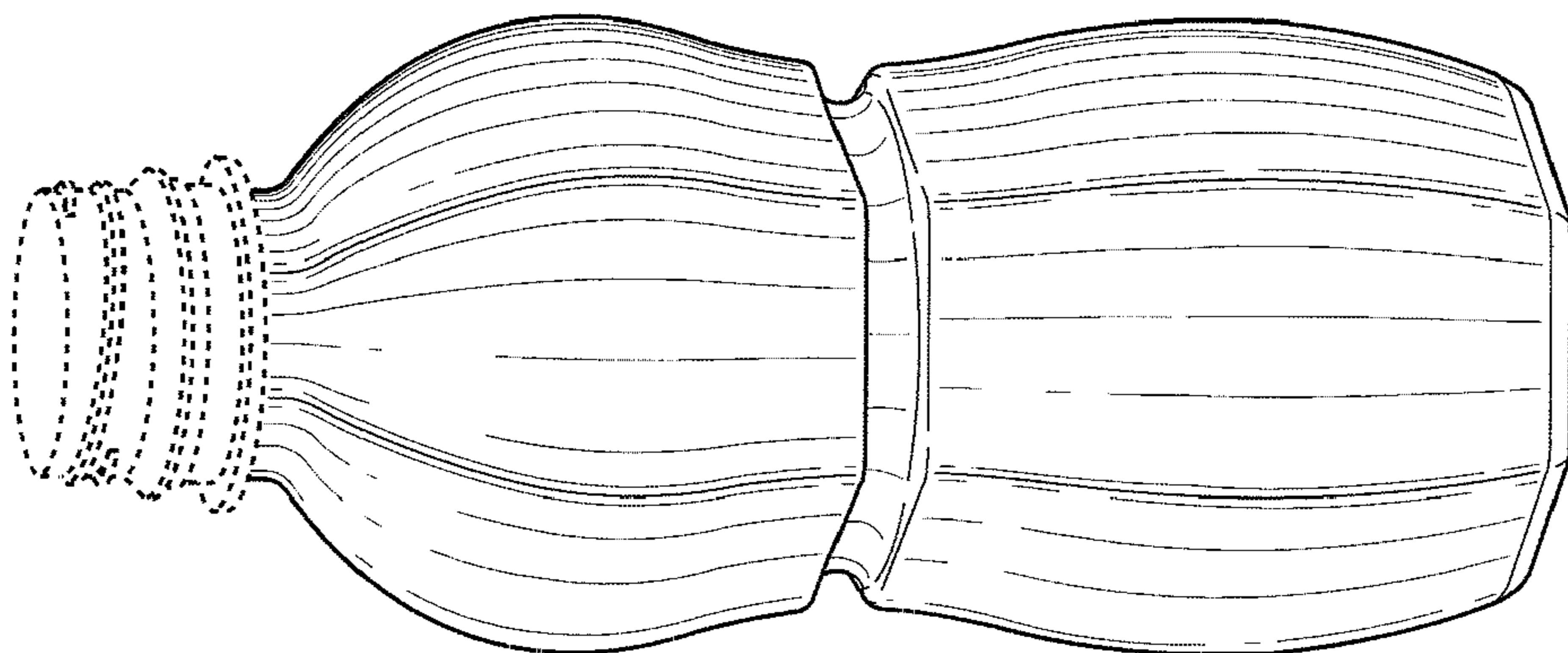


FIG. 1

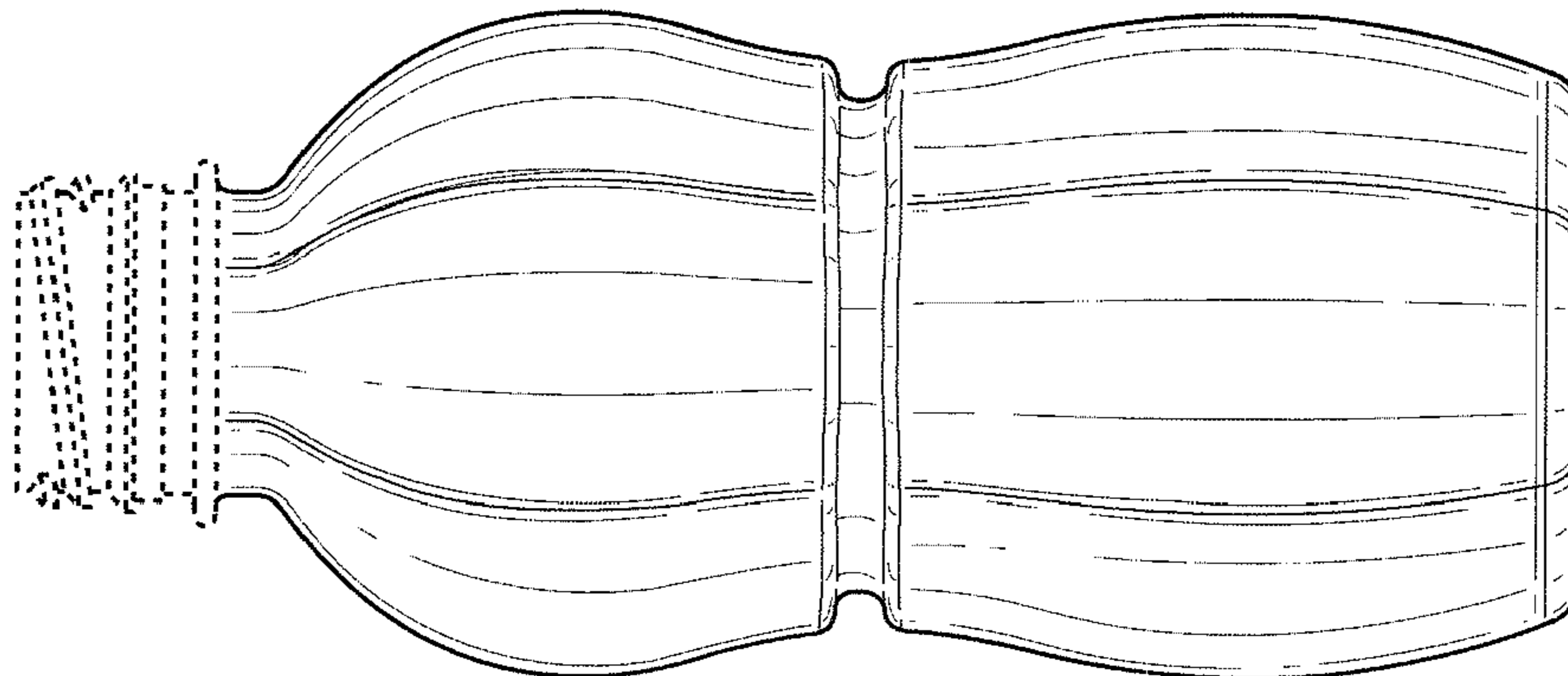


FIG. 2




FIG. 3

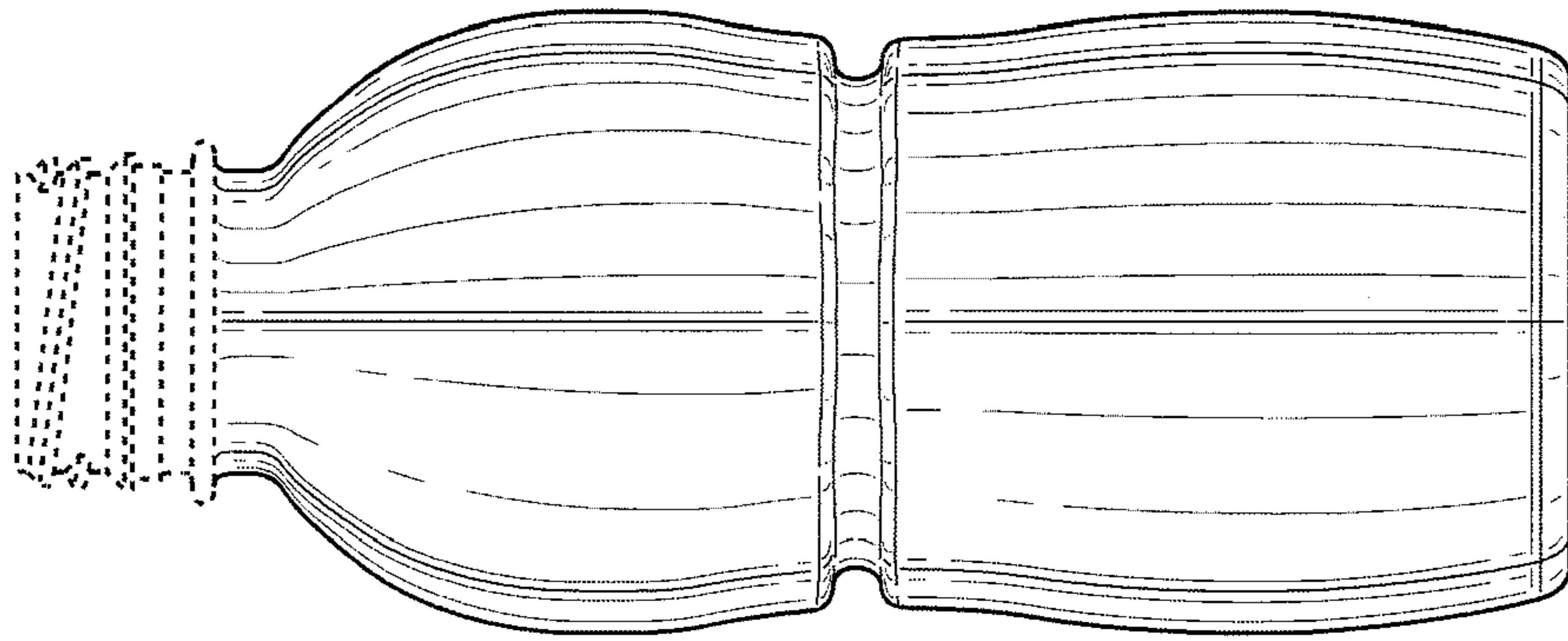


FIG. 5

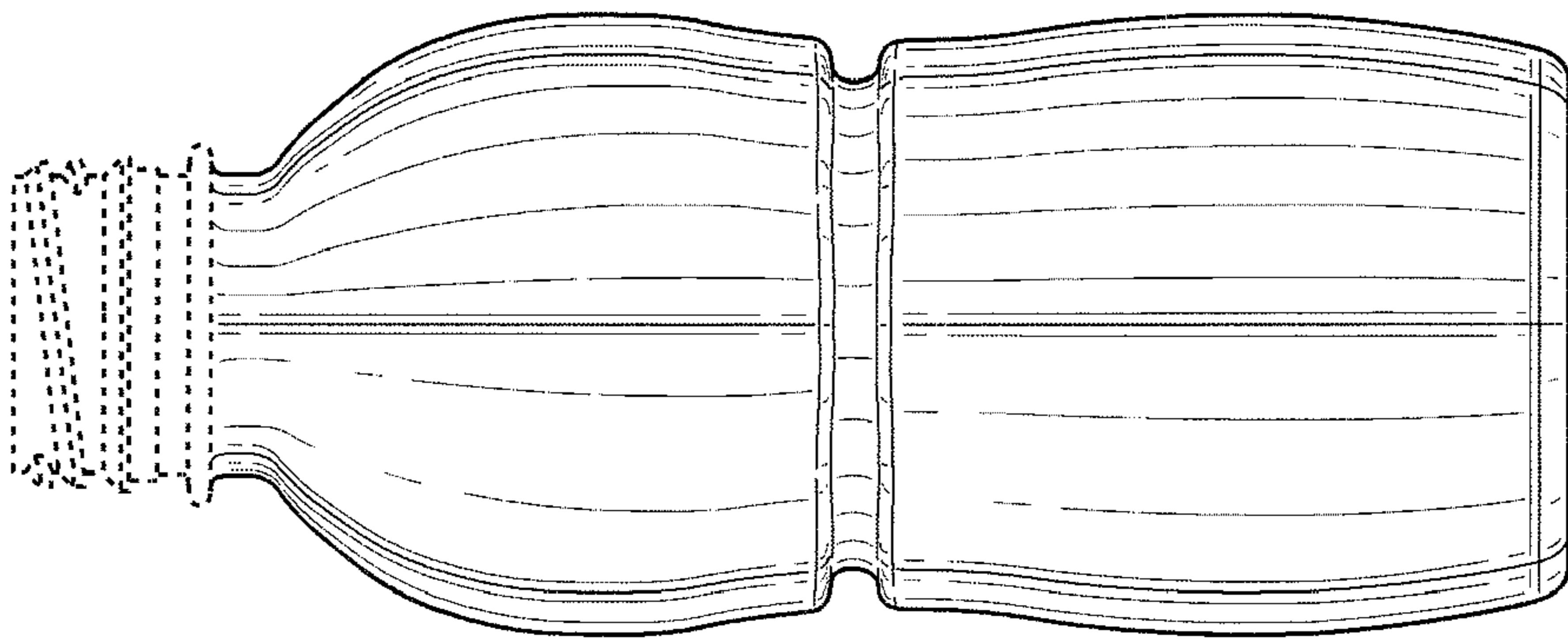


FIG. 4

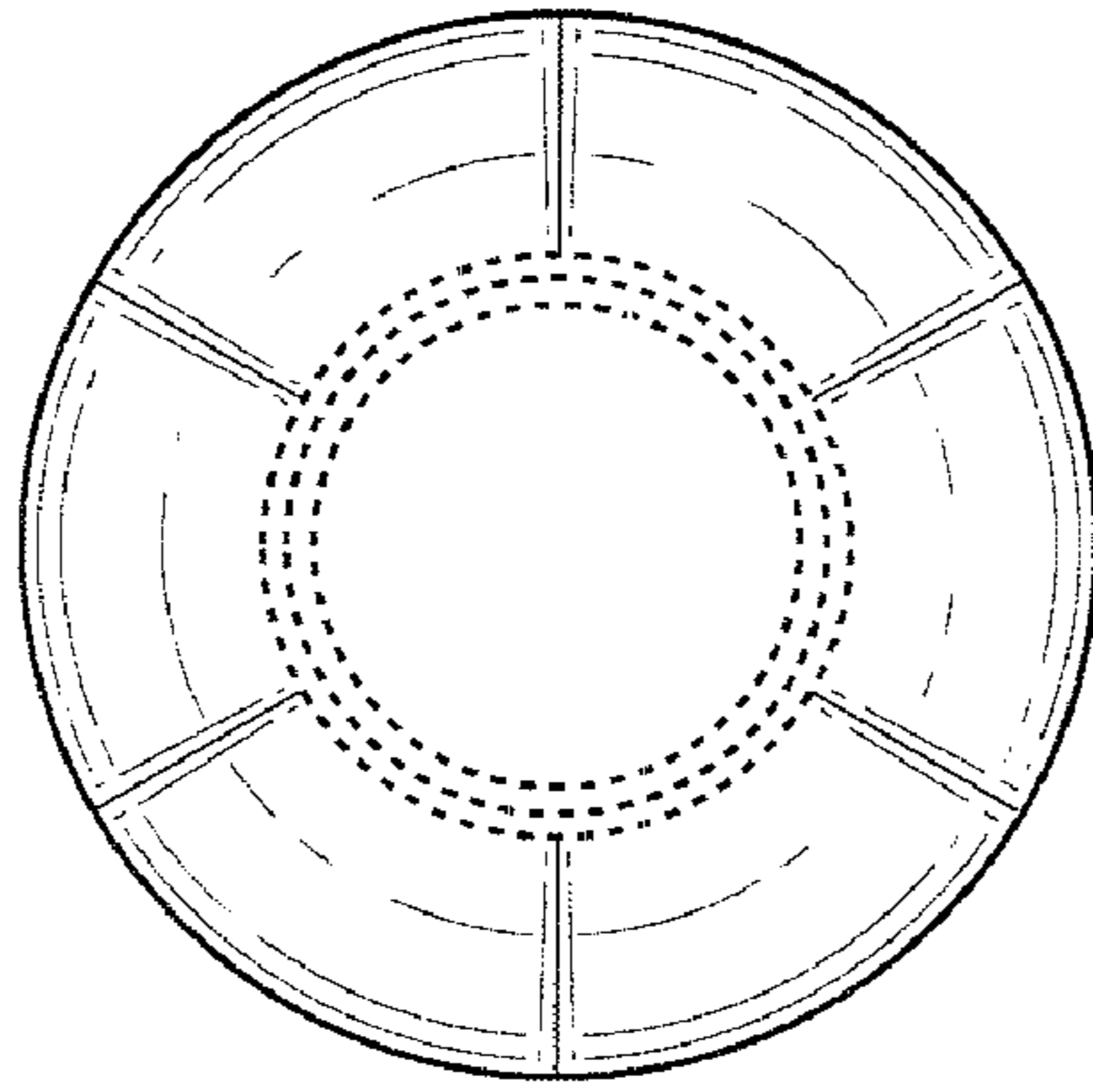


FIG. 6

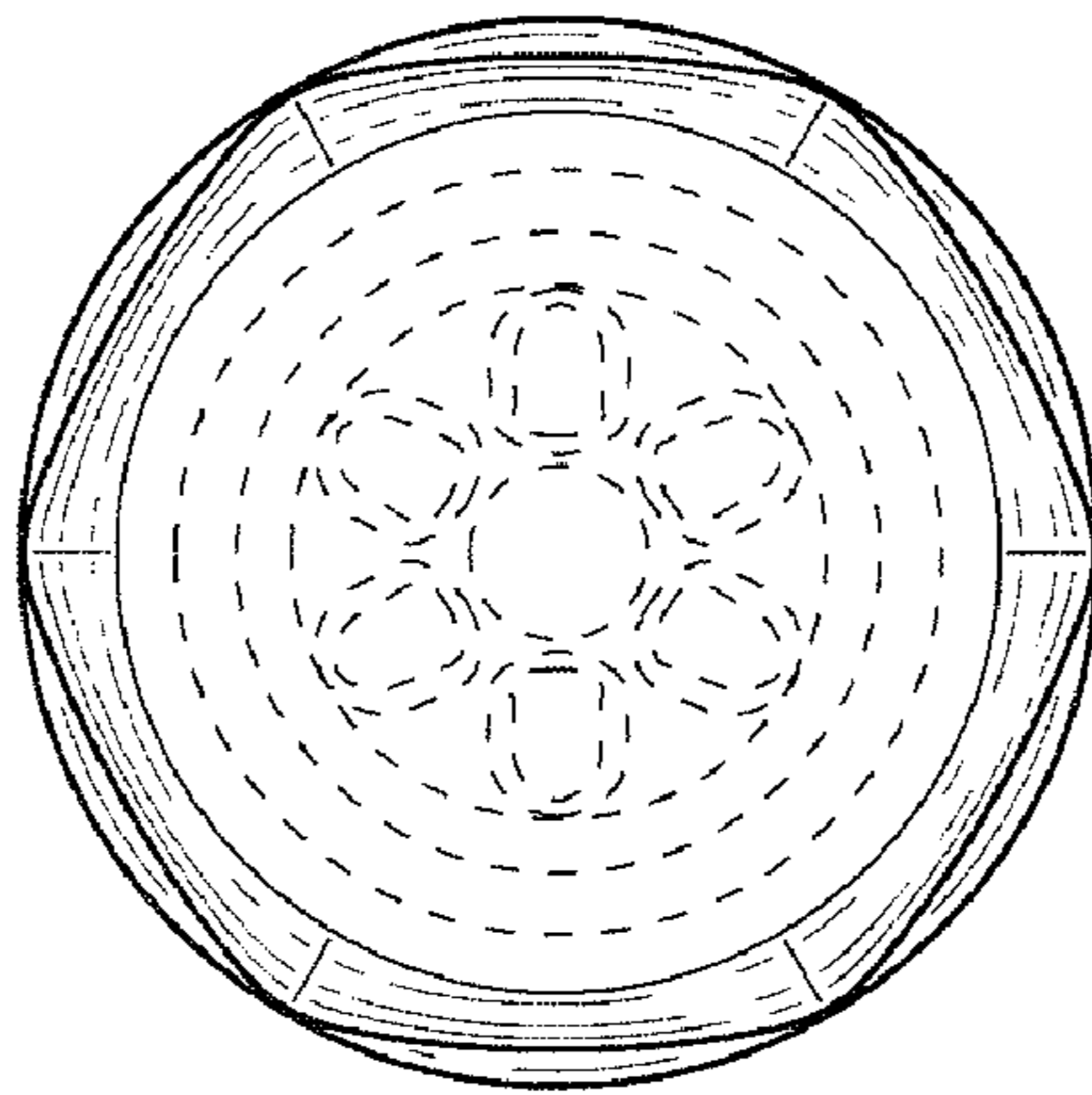


FIG. 7