



US00D586646S

(12) **United States Design Patent**
Rand

(10) **Patent No.:** **US D586,646 S**

(45) **Date of Patent:** **** Feb. 17, 2009**

(54) **GUITAR KEY**

(76) **Inventor:** **David W. Rand**, 12027 St. Vrain Rd.,
Longmont, CO (US) 80501

(**) **Term:** **14 Years**

(21) **Appl. No.:** **29/319,753**

(22) **Filed:** **Jun. 13, 2008**

(51) **LOC (9) Cl.** **08-07**

(52) **U.S. Cl.** **D8/348**

(58) **Field of Classification Search** D8/347,
D8/348; 70/347, 271, 278.2, 336, 344-348,
70/357, 382, 393, 429, 469, 448

See application file for complete search history.

(56) **References Cited**

U.S. PATENT DOCUMENTS

2,824,478	A	2/1958	Shultz	
2,903,935	A	9/1959	Raze	
D190,508	S *	6/1961	Roger	D10/39
3,427,833	A *	2/1969	Lempke	70/408
D220,650	S	5/1971	Poznanovich	
D225,301	S *	12/1972	Ulirido	D8/348
D286,400	S	10/1986	Moller	
D286,413	S	10/1986	DeFrancesco	
D293,730	S	1/1988	Blatnick	
D329,668	S	9/1992	Connelly	
D386,373	S	11/1997	Weinmuller	
D397,027	S *	8/1998	Brown	D8/348
D417,834	S *	12/1999	Rompel	D8/348
D449,500	S	10/2001	Kelleghan	

D461,701	S *	8/2002	Kang	D8/347
6,473,022	B1 *	10/2002	Wu	341/176
D492,186	S *	6/2004	Howard	D8/347
D501,395	S	2/2005	Kelleghan	
D544,767	S	6/2007	Kelleghan	
D566,524	S *	4/2008	Daas	D8/347
D575,628	S *	8/2008	Strawn et al.	D8/347

OTHER PUBLICATIONS

U.S. Appl. No. 29/305,026, filed Mar. 12, 2008; Inventor: David Rand. Copy not provided as application is available in IFW system per 37 CFR 1.98(a)(2)(iii).

* cited by examiner

Primary Examiner—Prabhakar Deshmukh
(74) *Attorney, Agent, or Firm*—Margaret Polson; Patent Law Offices of Rick Martin, P.C.

(57) **CLAIM**

The ornamental design for a guitar key, as shown.

DESCRIPTION

FIG. 1 is a top plan view of my new design for guitar key.

FIG. 2 is a bottom plan view of FIG. 1.

FIG. 3 is a right side elevation view of FIG. 1.


FIG. 4 is a left side elevation view of FIG. 1.

FIG. 5 is a front side elevation view of FIG. 1.

FIG. 6 is a back side elevation view of FIG. 1; and,

FIG. 7 is a top perspective view of FIG. 1.

1 Claim, 1 Drawing Sheet



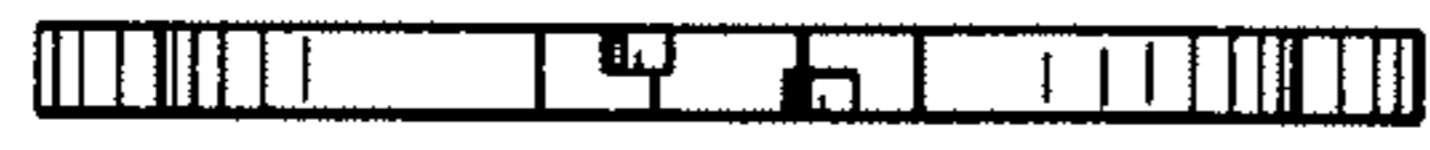


FIG. 5



FIG. 3




FIG. 1



FIG. 4

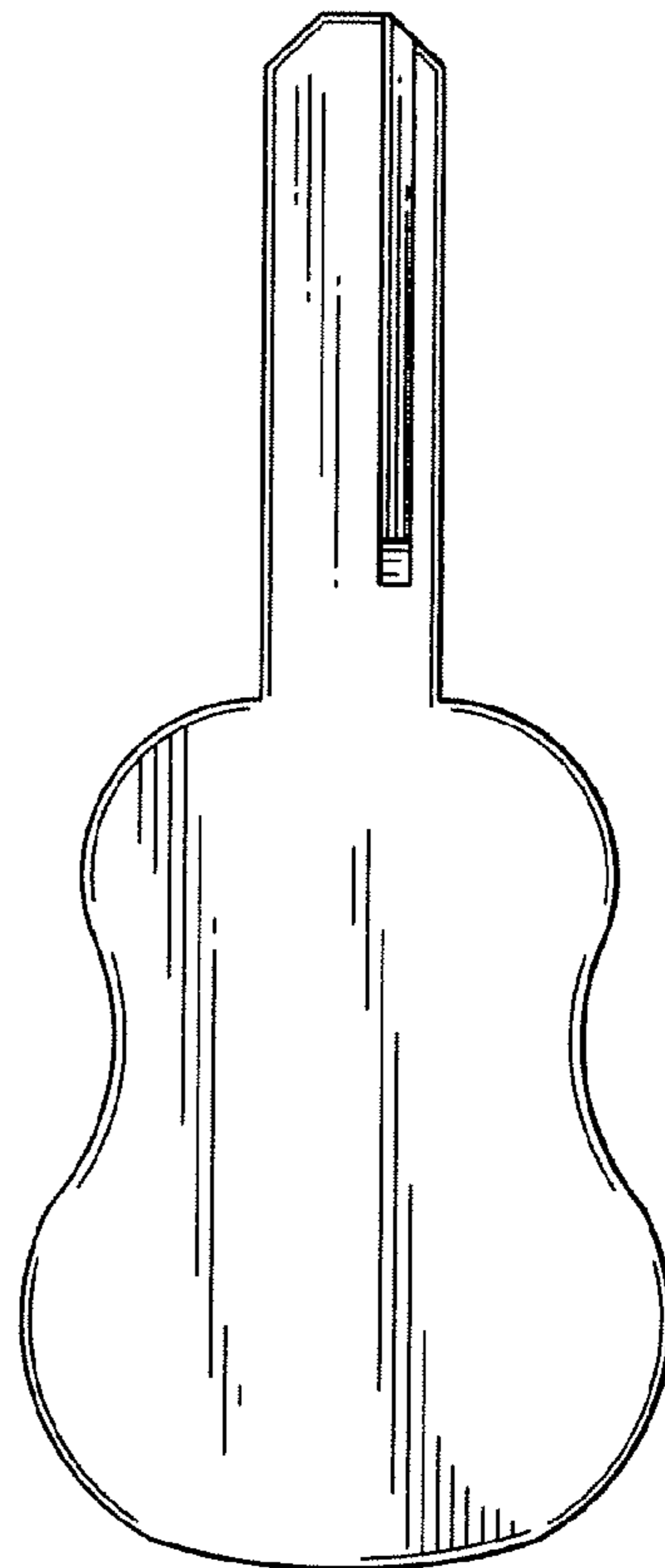


FIG. 2




FIG. 6

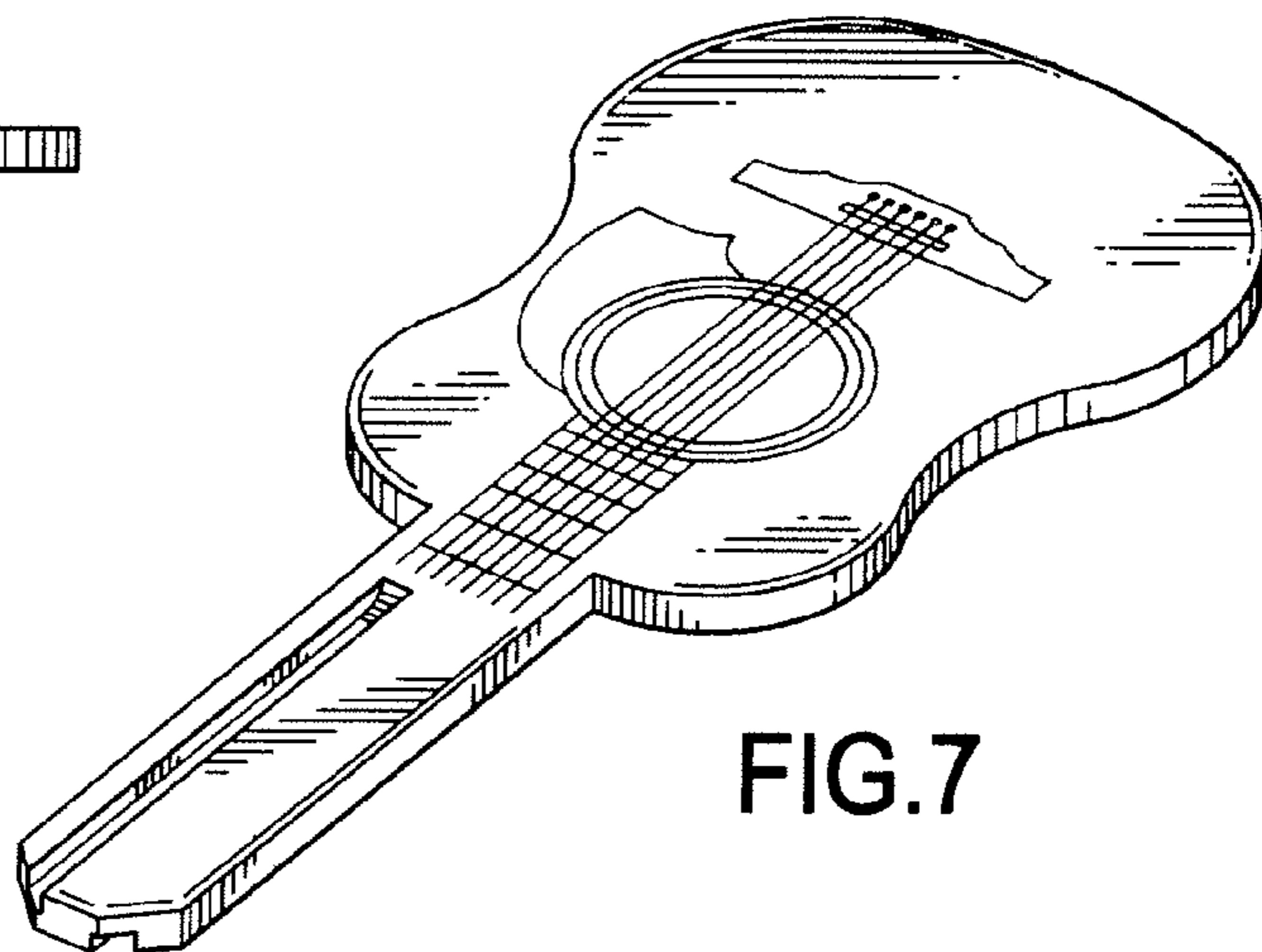


FIG. 7