



US00D586633S

(12) **United States Design Patent**  
**Taylor et al.**

(10) **Patent No.:** **US D586,633 S**

(45) **Date of Patent:** **\*\* Feb. 17, 2009**

(54) **SAWTOOTH**

(75) Inventors: **Richard Taylor**, Cadishead (GB); **Terry Jones**, Chesterfield (GB); **Stewart Hawley**, Sheffield (GB)

(73) Assignee: **The Stanley Works**, New Britain, CT (US)

(\*\*) Term: **14 Years**

(21) Appl. No.: **29/290,873**

(22) Filed: **Jan. 25, 2008**

**Related U.S. Application Data**

(63) Continuation of application No. 29/274,777, filed on May 24, 2007, now abandoned.

(51) **LOC (9) Cl.** ..... **08-03**

(52) **U.S. Cl.** ..... **D8/20**

(58) **Field of Classification Search** ..... D8/16, D8/19, 20, 64, 90-99; D22/117, 118; 7/118, 7/148; 30/142, 144, 165, 166.3, 272.1, 314, 30/320, 346, 346.5, 346.55, 346.56, 346.6, 30/349, 351, 355, 357

See application file for complete search history.

(56) **References Cited**

**U.S. PATENT DOCUMENTS**

D4,255 S \* 7/1870 Rhodes ..... D8/20  
D4,497 S \* 11/1870 Rhodes ..... D8/20  
D415,401 S \* 10/1999 Imboden et al. .... D8/70

D427,865 S \* 7/2000 Mills, Jr. .... D8/20  
D485,140 S \* 1/2004 Rack ..... D8/20  
D521,346 S \* 5/2006 Budrow et al. .... D8/95  
D527,233 S \* 8/2006 Burke, III ..... D8/20  
D555,994 S \* 11/2007 Kanzawa ..... D8/20  
D565,369 S \* 4/2008 Dawson ..... D8/20

\* cited by examiner

*Primary Examiner*—Caron Veynar

*Assistant Examiner*—Garth Rademaker

(74) *Attorney, Agent, or Firm*—Pillsbury Winthrop Shaw Pittman LLP

(57) **CLAIM**

The ornamental design for a sawtooth, as shown and described.

**DESCRIPTION**

FIG. 1 is a front elevation view of a sawtooth embodying our new design;

FIG. 2 is a back elevation view of the sawtooth shown in FIG. 1;

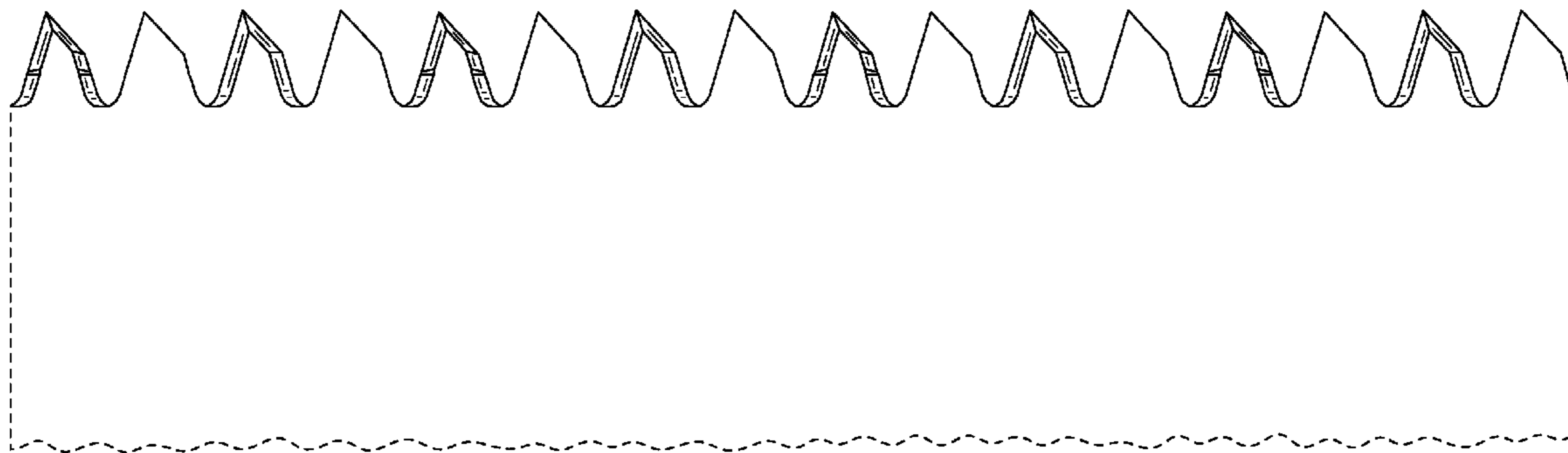
FIG. 3 is a left side elevation view of the sawtooth shown in FIG. 1;

FIG. 4 is a right side elevation view of the sawtooth shown in FIG. 1; and,

FIG. 5 is a top plan view of the sawtooth shown in FIG. 1.

Where included, broken lines depict environmental subject matter only and form no part of the claimed design.

**1 Claim, 3 Drawing Sheets**



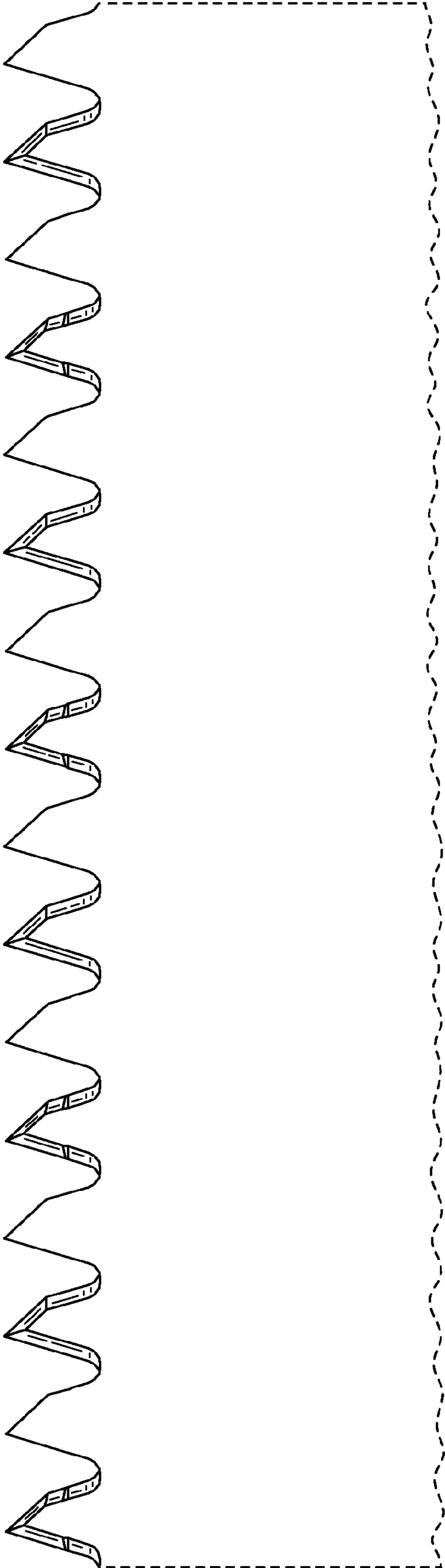


FIG. 1

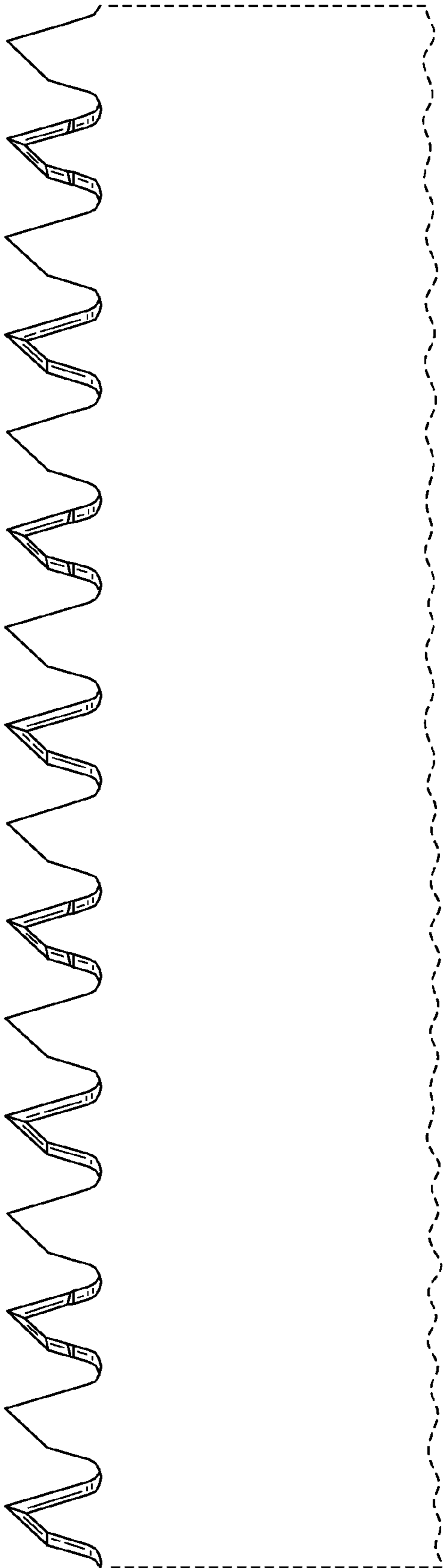


FIG. 2




FIG. 3




FIG. 4



FIG. 5