



US00D586632S

(12) **United States Design Patent**
Lai

(10) **Patent No.:** **US D586,632 S**

(45) **Date of Patent:** **** Feb. 17, 2009**

(54) **GARDEN CULTIVATOR**

(76) Inventor: **Hsin-Chou Lai**, No. 4, Alley 55, Lane
136, Sihde Road, Wutong, Taichung
(TW)

(**) Term: **14 Years**

(21) Appl. No.: **29/305,297**

(22) Filed: **Mar. 18, 2008**

(51) **LOC (9) Cl.** **08-01**

(52) **U.S. Cl.** **D8/6**

(58) **Field of Classification Search** D8/1,
D8/6, 13; 172/378; 30/314; 7/116

See application file for complete search history.

(56) **References Cited**

U.S. PATENT DOCUMENTS

2,082,476	A *	6/1937	Allen	172/25
5,207,466	A *	5/1993	Ohlson	294/61
5,411,101	A *	5/1995	Bonavitacola	172/378
5,706,900	A *	1/1998	Liao	172/378
D406,219	S *	3/1999	Basek	D8/13
6,076,614	A *	6/2000	Gracy	172/379
6,843,324	B2 *	1/2005	Basek	172/378

D533,753 S * 12/2006 Basek D8/6

D579,738 S * 11/2008 Karczewski D8/7

2006/0037765 A1 * 2/2006 Basek 172/378

2006/0070756 A1 * 4/2006 Basek 172/378

2008/0135267 A1 * 6/2008 Karczewski 172/378

* cited by examiner

Primary Examiner—Holly H Baynham

Assistant Examiner—Sheryl Lane

(57) **CLAIM**

The ornamental design for a garden cultivator, as shown.

DESCRIPTION

FIG. 1 is a perspective view of a garden cultivator showing my new design;

FIG. 2 is a front elevational view thereof;

FIG. 3 is a rear elevational view thereof;

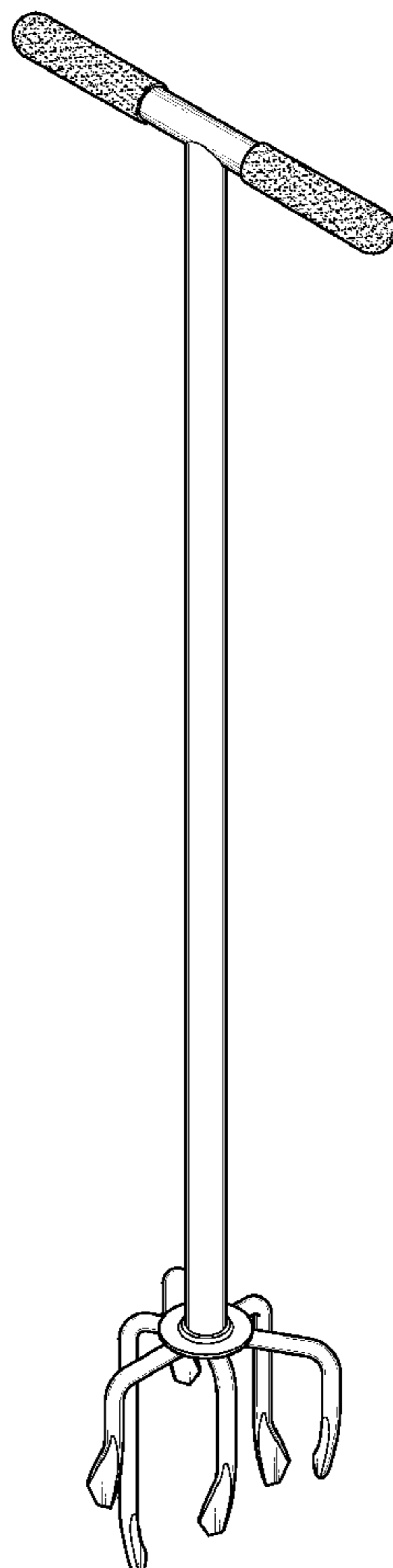
FIG. 4 is a left side view thereof;

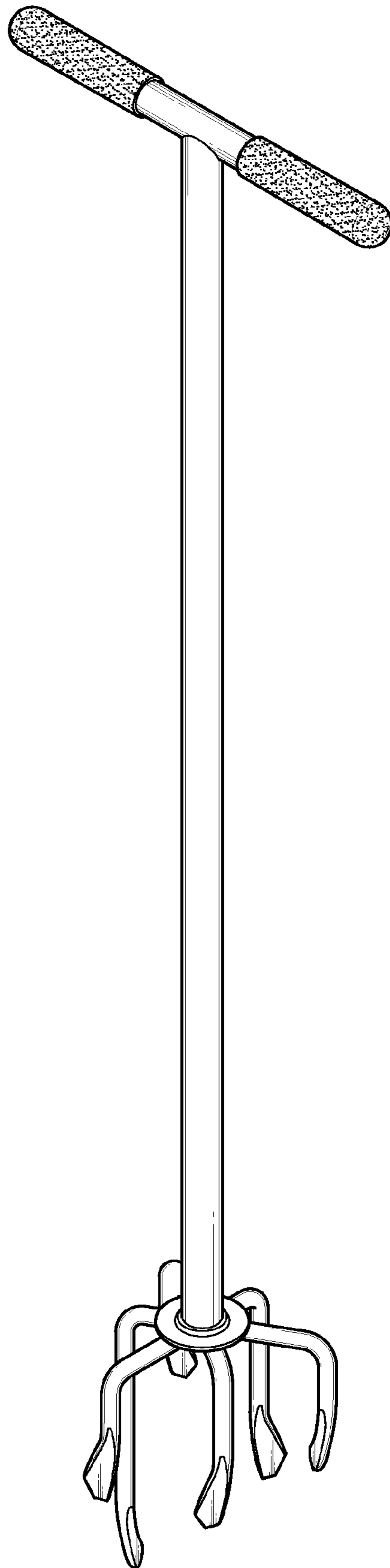
FIG. 5 is a right side view thereof;

FIG. 6 is a top plan view thereof; and,

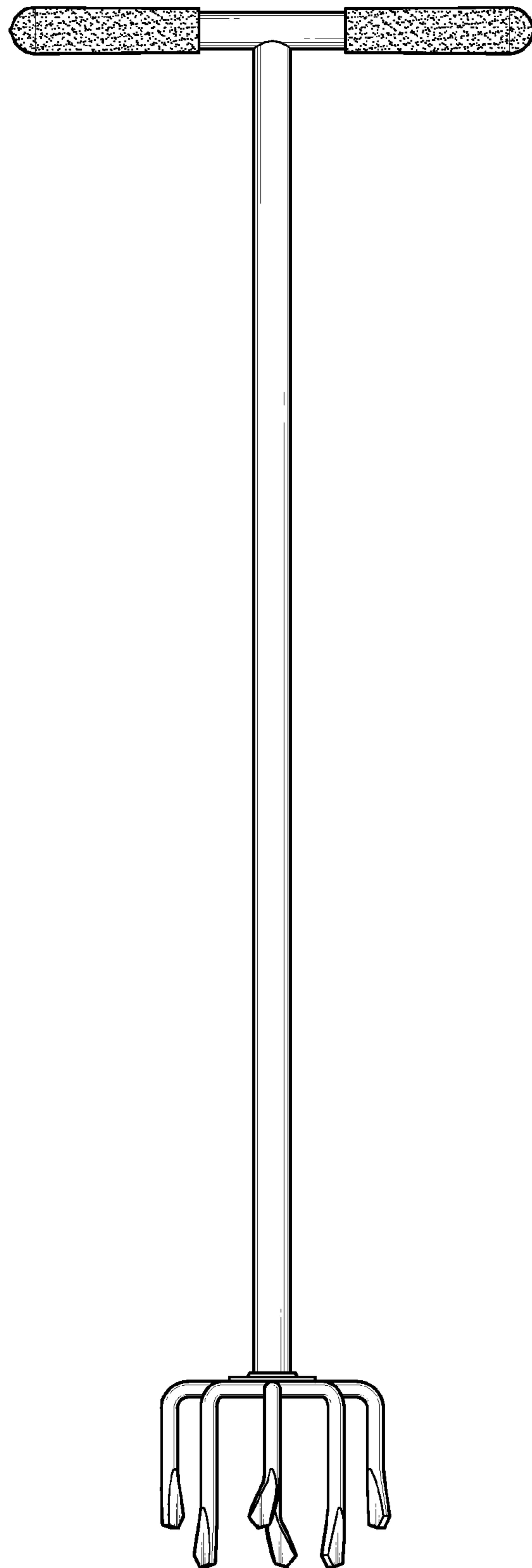
FIG. 7 is a bottom plan view thereof.

1 Claim, 5 Drawing Sheets

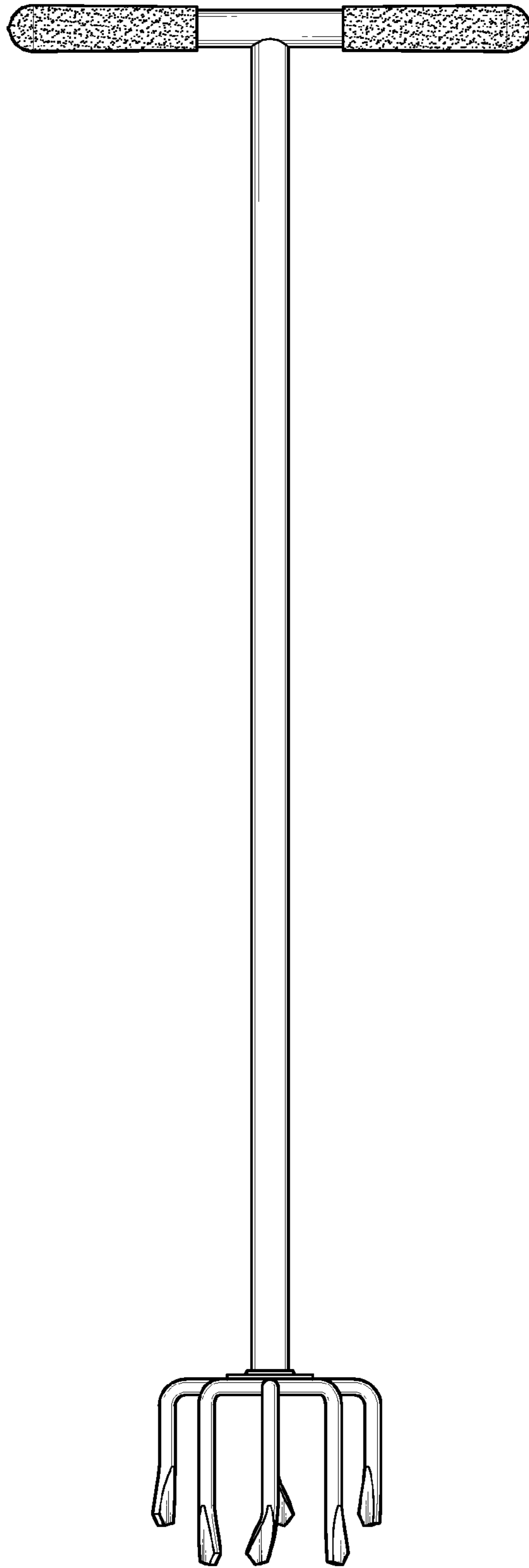




F I G . 1



F I G . 2



F I G . 3

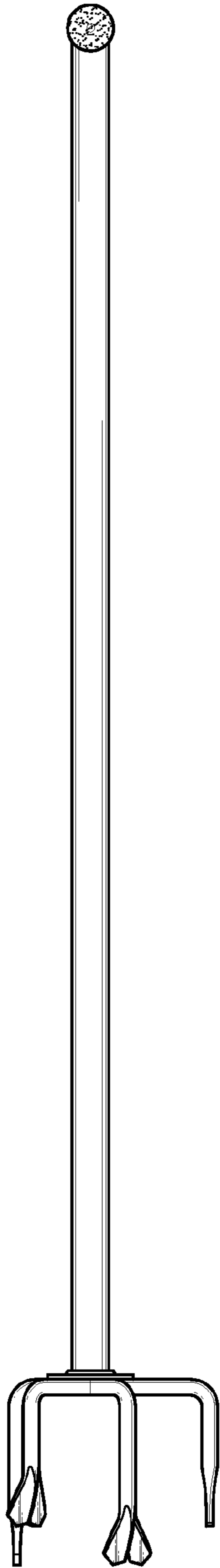


FIG. 4

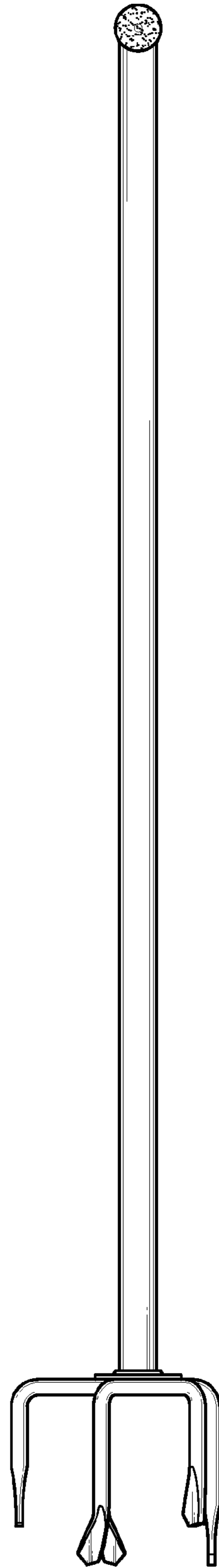


FIG. 5

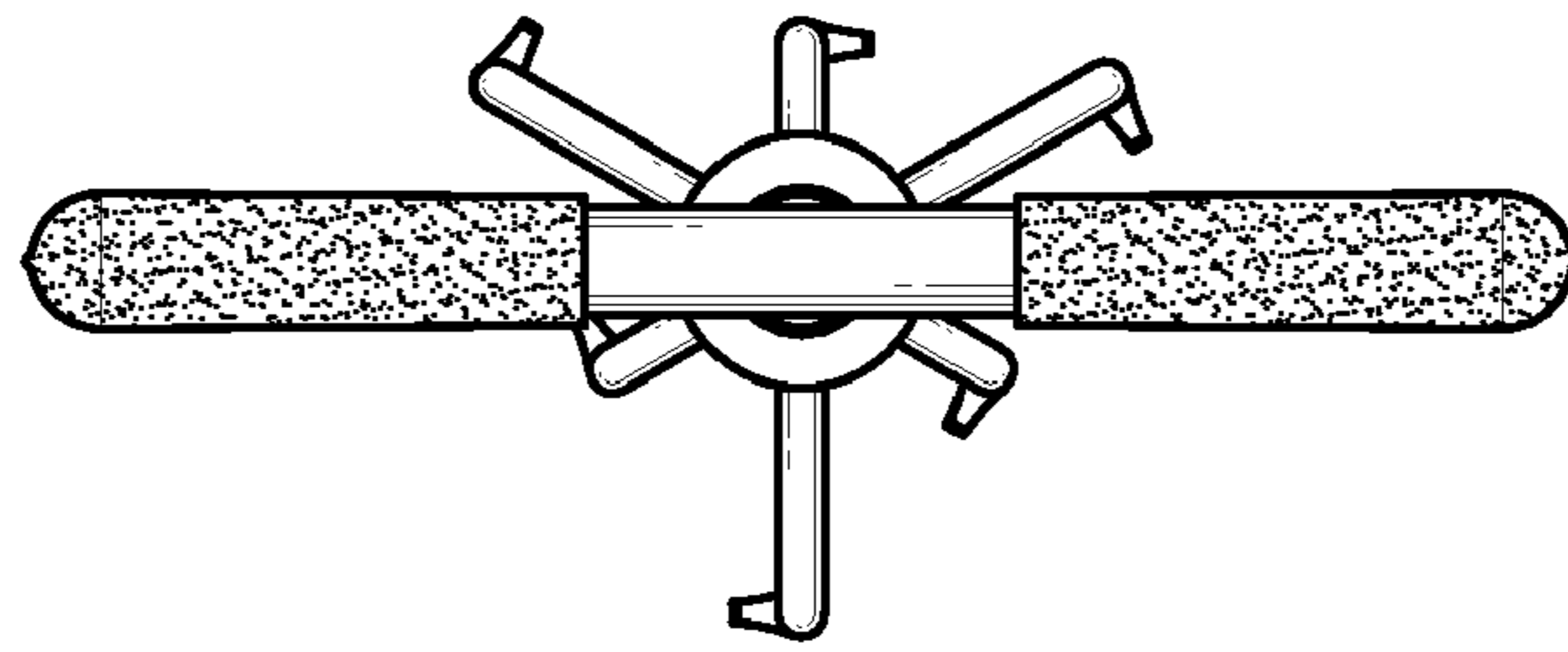


FIG. 6

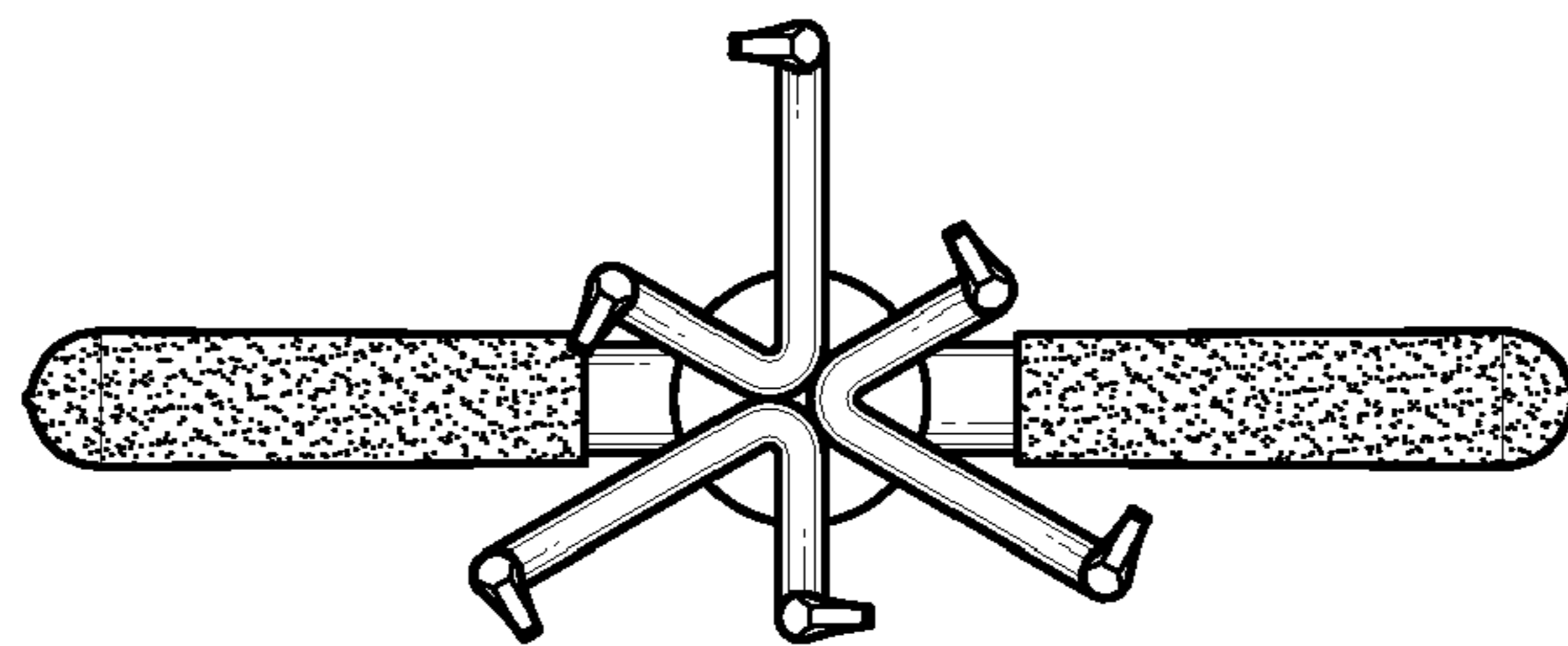


FIG. 7