



US00D586629S

(12) **United States Design Patent**
Reynolds

(10) **Patent No.:** **US D586,629 S**

(45) **Date of Patent:** **** Feb. 17, 2009**

(54) **TONGS**

D505,599 S * 5/2005 Fiedeler et al. D7/686

(76) Inventor: **Steven D. Reynolds**, 4112 Crail Rd.,
Champaign, IL (US) 61822

* cited by examiner

Primary Examiner—Terry A Wallace

(74) *Attorney, Agent, or Firm*—Philip L. Bateman

(**) Term: **14 Years**

(21) Appl. No.: **29/307,907**

(57) **CLAIM**

(22) Filed: **May 20, 2008**

The ornamental design for tongs, as shown and described.

(51) **LOC (9) Cl.** **07-06**

DESCRIPTION

(52) **U.S. Cl.** **D7/686**

FIG. 1 is a front and right side perspective view of tongs showing my new design;

(58) **Field of Classification Search** D7/686,

FIG. 2 is a side elevation view thereof;

D7/687; 30/322–328; 294/99.1, 99.2, 118,

FIG. 3 is a top plan view thereof;

294/119, 16, 33, 1.1

FIG. 4 is a front elevation view thereof;

See application file for complete search history.

FIG. 5 is a bottom plan view thereof;

(56) **References Cited**

U.S. PATENT DOCUMENTS

FIG. 6 is a detail taken along line 6—6 of FIG. 2; and,

3,589,369 A 6/1971 Alksnis 128/354

FIG. 7 is a front and right side perspective view thereof showing the tongs being gripped and holding a small food item.

3,934,915 A * 1/1976 Humpa 294/99.2

The broken lines showing the hand and food item in FIG. 7 are for illustrative purposes only and form no part of the claimed design.

D260,222 S * 8/1981 Conti D7/686

4,707,922 A 11/1987 Hosak-Robb 30/322

5,007,171 A * 4/1991 Horning, Jr. 30/294

5,421,630 A * 6/1995 Sergi et al. 294/99.2

D366,188 S * 1/1996 Norenberg D7/666

D368,630 S * 4/1996 Geise D7/686

5,884,953 A 3/1999 Leighton et al. 294/99.2

1 Claim, 1 Drawing Sheet




Fig. 1

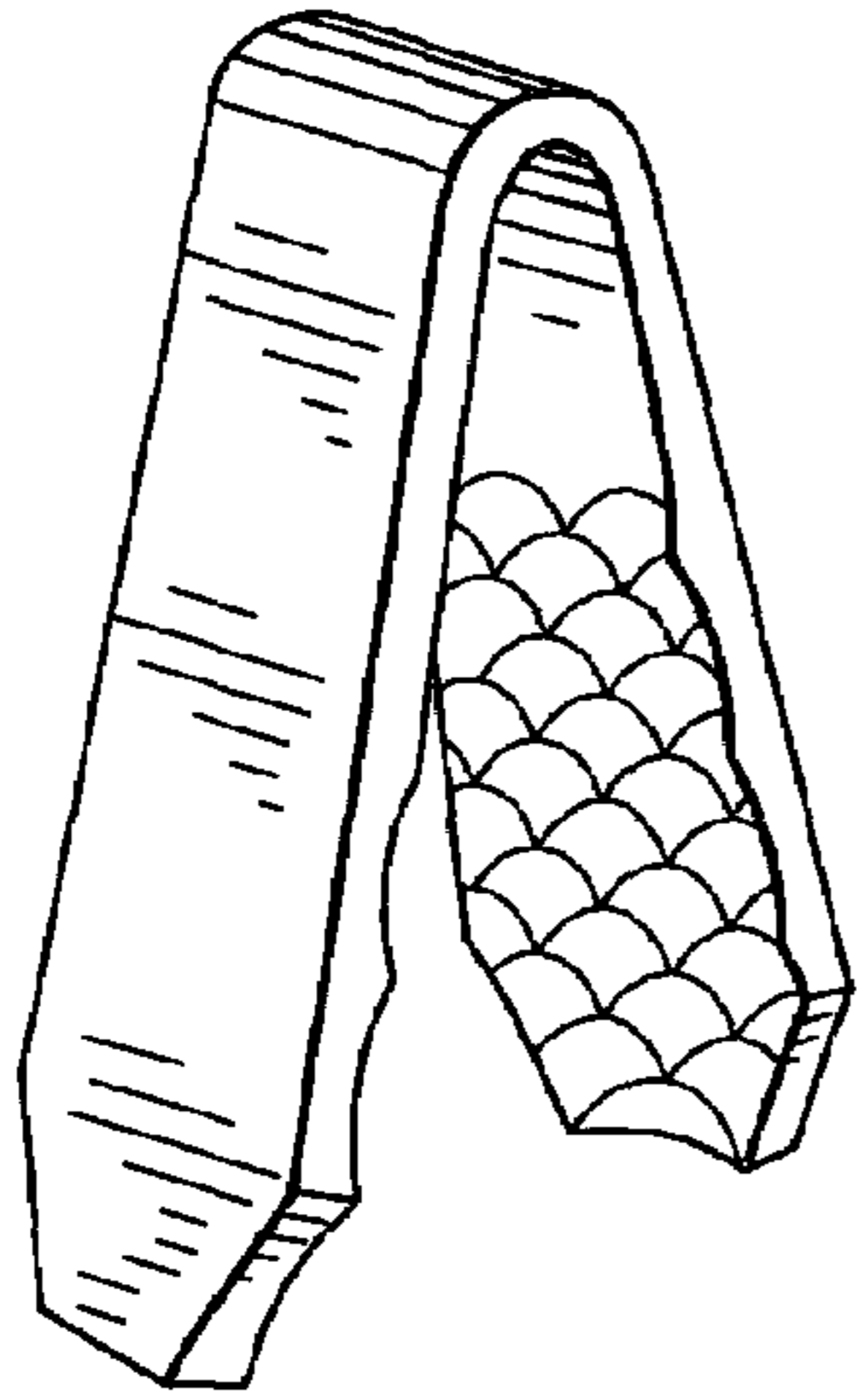


Fig. 7

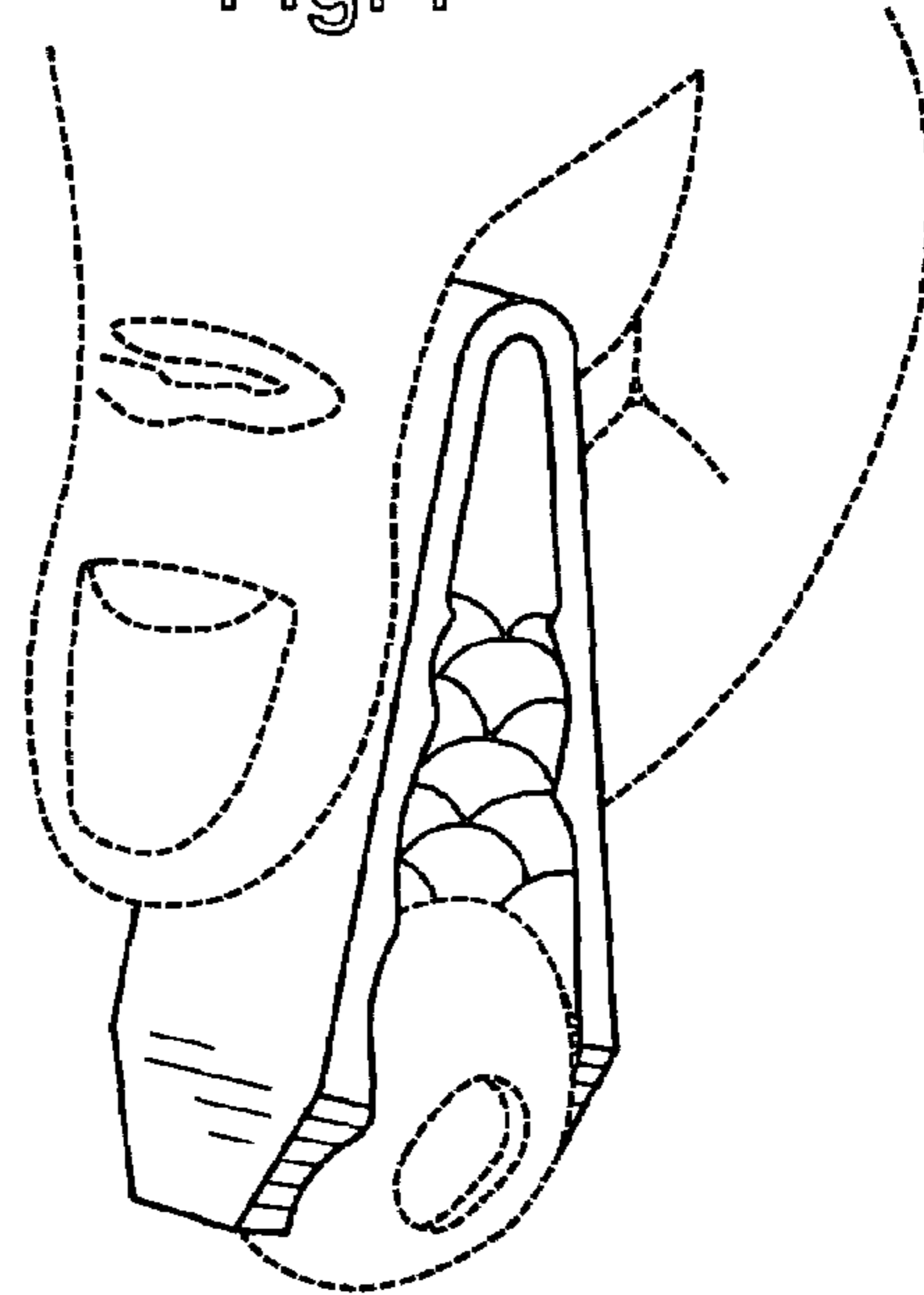


Fig. 3




Fig. 6




Fig. 2

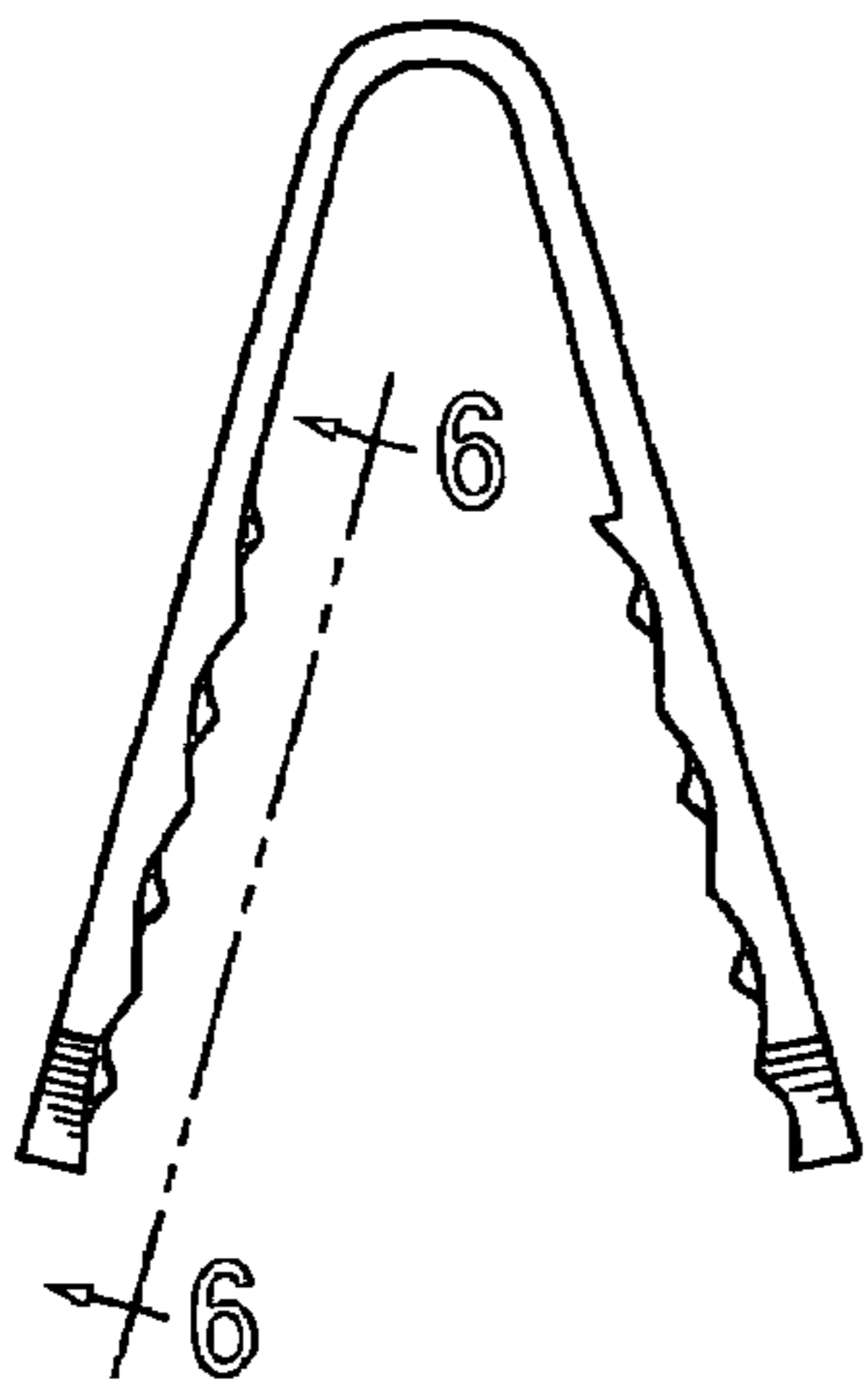


Fig. 4




Fig. 5

