



US00D586616S

(12) **United States Design Patent**
Martin et al.

(10) **Patent No.:** **US D586,616 S**

(45) **Date of Patent:** **** Feb. 17, 2009**

(54) **PORTION OF AN APPLIANCE**

(75) Inventors: **Robert H. Martin**, Anderson, SC (US);
Roberto Pezzetta, Porcia (IT); **Kent**
Allen Stephen Crookshanks, Anderson,
SC (US); **Vittorio Cascianelli**,
Anderson, SC (US)

(73) Assignee: **Electrolux Home Products, Inc.**,
Cleveland, OH (US)

(**) Term: **14 Years**

(21) Appl. No.: **29/282,679**

(22) Filed: **Jul. 26, 2007**

(51) **LOC (9) Cl.** **07-02**

(52) **U.S. Cl.** **D7/405**

(58) **Field of Classification Search** D7/136,
D7/402-408; D23/341; 126/39 E, 39 H,
126/39 J, 39 R; 431/264, 266; D13/162,
D13/177; D24/212

See application file for complete search history.

(56) **References Cited**

U.S. PATENT DOCUMENTS

D288,921 S * 3/1987 Peck D13/177
D369,514 S * 5/1996 Baldwin D7/406
D416,328 S * 11/1999 Anthony et al. D24/212
D457,862 S * 5/2002 Falk et al. D13/162

D487,670 S * 3/2004 Moon et al. D7/406
D513,153 S * 12/2005 Austin et al. D7/406
D538,910 S * 3/2007 Bucher et al. D23/341
D568,101 S * 5/2008 Kaney et al. D7/406
D568,681 S * 5/2008 Hillmann et al. D7/405
D572,203 S * 7/2008 Ha et al. D13/162

* cited by examiner

Primary Examiner—Robert A. Delahanty

Assistant Examiner—Mark Cavanna

(74) *Attorney, Agent, or Firm*—Banner & Witcoff, Ltd.

(57) **CLAIM**

The ornamental design for a portion of an appliance, as shown and described.

DESCRIPTION

FIG. 1 is a front perspective view of a portion of an appliance showing our new design;

FIG. 2 is a front view thereof;


FIG. 3 is a right side view thereof, the left side view being a mirror image thereof;

FIG. 4 is a top view thereof; and,

FIG. 5 is a bottom view thereof.

The broken line showing of various regions, including the unshaded areas therein, is for illustrative purposes and forms no part of the claimed design.

1 Claim, 2 Drawing Sheets



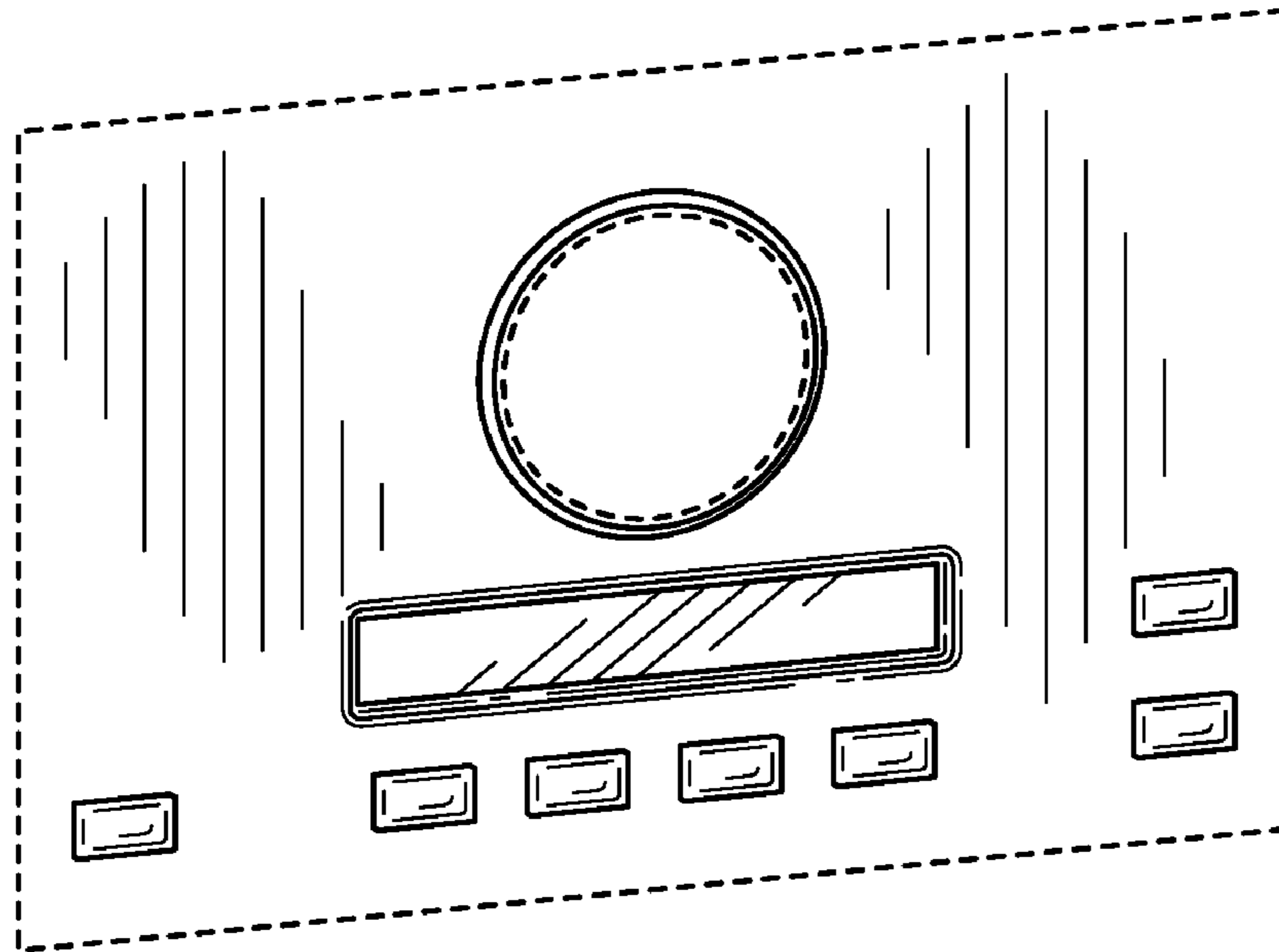


FIG. 1

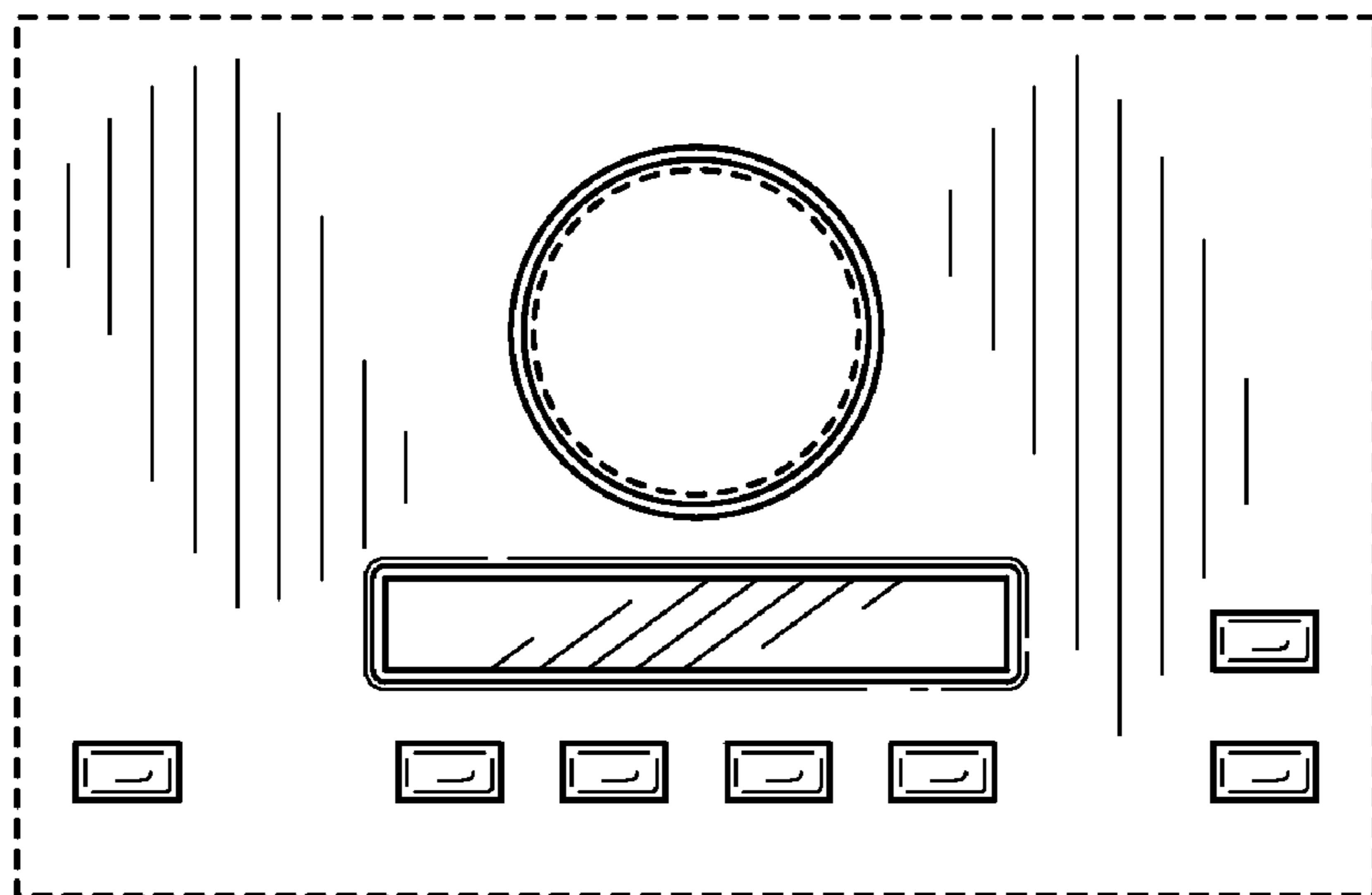


FIG. 2



FIG. 3



FIG. 4



FIG. 5