



US00D586606S

(12) **United States Design Patent**  
**Ma et al.**

(10) **Patent No.:** **US D586,606 S**  
(45) **Date of Patent:** **\*\* Feb. 17, 2009**

(54) **WATER PITCHER**

(75) Inventors: **Benjamin Ma**, San Ramon, CA (US);  
**Russell E. Bell**, Pleasanton, CA (US);  
**Anton Lee See**, Macgregor (AU);  
**Allister James Gough**, Hamilton (AU);  
**Reilly David Edwards**, Kenmore (AU);  
**Adam Doyle**, Grange (AU)

5,665,224 A 9/1997 Levene et al.  
D386,041 S 11/1997 Tanner et al.  
D388,654 S 1/1998 Bouhuys  
D388,655 S 1/1998 Flom et al.  
D389,004 S 1/1998 Hampshire et al.  
D389,006 S 1/1998 Demore et al.  
D398,184 S 9/1998 Silverberg et al.  
D400,392 S 11/1998 Robertson et al.

(Continued)

(73) Assignee: **The Clorox Company**, Oakland, CA  
(US)

**FOREIGN PATENT DOCUMENTS**

DE 40403886.7 9/2004

(Continued)

(\*\*) Term: **14 Years**

(21) Appl. No.: **29/302,026**

*Primary Examiner*—Marianne Pandozzi  
(74) *Attorney, Agent, or Firm*—Thomas C. Feix

(22) Filed: **Jan. 9, 2008**

(57) **CLAIM**

(51) **LOC (9) Cl.** ..... **07-01**  
(52) **U.S. Cl.** ..... **D7/319; D7/317; D7/322**  
(58) **Field of Classification Search** ..... D7/316–319,  
D7/321, 322, 312, 300; D23/209; 222/131,  
222/470; 215/12.1; 206/459.1; 99/297,  
99/295

The ornamental design for a water pitcher, as shown in the drawings.

See application file for complete search history.

**DESCRIPTION**

(56) **References Cited**

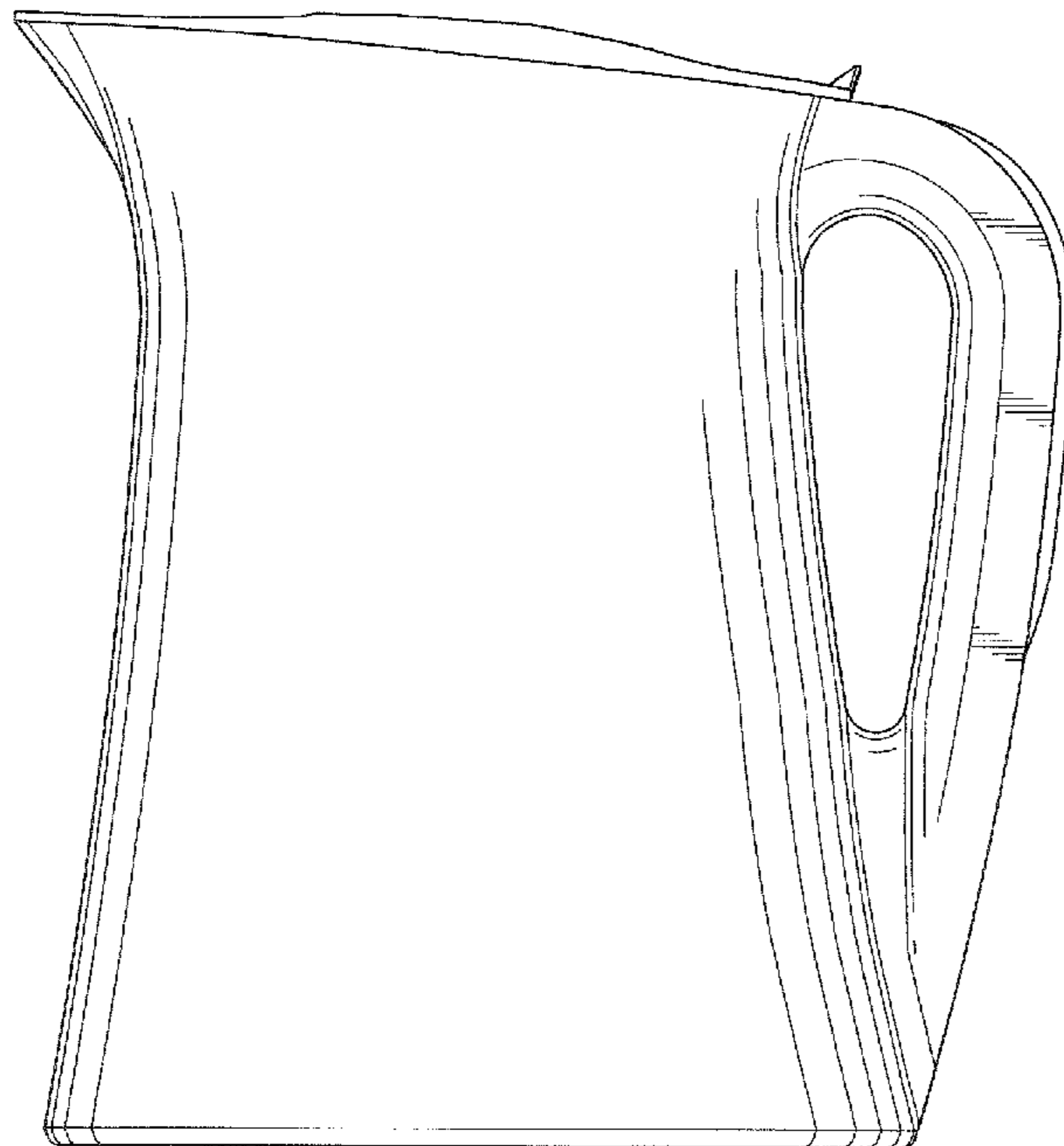
**U.S. PATENT DOCUMENTS**

D221,796 S \* 9/1971 Greger ..... D7/317  
D323,874 S 2/1992 Hirman et al.  
D331,446 S 12/1992 Gidman  
5,190,643 A 3/1993 Duncan et al.  
D336,760 S 6/1993 Raunkjaer  
D345,669 S 4/1994 Piret  
D356,004 S 3/1995 VanValkenburg et al.  
5,637,214 A 6/1997 Kahana  
D383,351 S 9/1997 DeMore

FIG. 1 is a left rear perspective view of a water pitcher of the present invention;  
FIG. 2 is top view thereof;  
FIG. 3 is bottom view thereof;  
FIG. 4 is a left side view thereof;  
FIG. 5 is a right side view thereof;  
FIG. 6 is a front view thereof; and,  
FIG. 7 is a rear view thereof.

The broken lines in the drawings are included for the purpose of illustration and form no part of the claimed design.

**1 Claim, 4 Drawing Sheets**



# US D586,606 S

Page 2

## U.S. PATENT DOCUMENTS

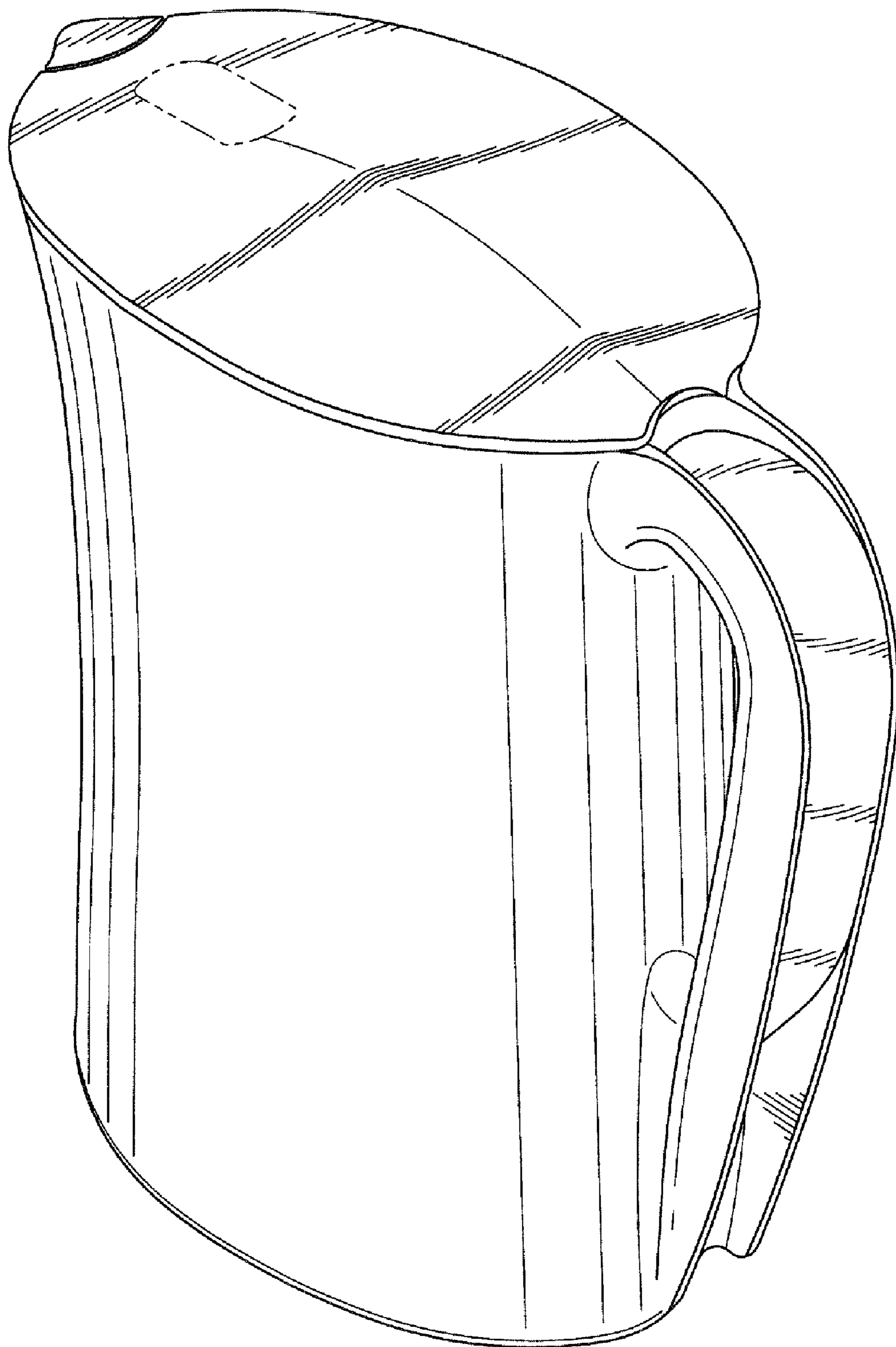
D406,003 S 2/1999 Tanner et al.  
5,900,138 A 5/1999 Moretto  
D415,922 S 11/1999 Kawasaki et al.  
D416,163 S 11/1999 Doritty et al.  
D418,714 S 1/2000 Fox et al.  
D421,361 S 3/2000 Coulson et al.  
D427,478 S \* 7/2000 Littmann et al. .... D7/318  
6,103,114 A 8/2000 Tanner et al.  
D436,790 S \* 1/2001 Saltet ..... D7/319  
D437,175 S 2/2001 Brady  
D439,790 S 4/2001 Matsushita et al.  
D440,110 S 4/2001 Tanner et al.  
D440,459 S \* 4/2001 Durbin et al. .... D7/318  
6,224,751 B1 5/2001 Hofmann et al.  
D444,662 S 7/2001 McGrath et al.  
D444,843 S 7/2001 Hilgers et al.  
D444,987 S 7/2001 McGrath et al.  
D445,293 S 7/2001 Lillelund et al.  
D459,941 S 7/2002 Miller  
D460,311 S \* 7/2002 Chang ..... D7/319

D463,706 S \* 10/2002 Lecerf ..... D7/317  
D465,377 S 11/2002 Murison et al.  
D480,255 S \* 10/2003 Lecerf ..... D7/319  
D497,195 S 10/2004 Nishi et al.  
D512,262 S \* 12/2005 Coppo ..... D7/318  
D513,920 S \* 1/2006 Hensel ..... D7/319  
D520,597 S 5/2006 Witte  
D524,087 S 7/2006 Ali  
D534,027 S \* 12/2006 Huang ..... D7/317  
D546,113 S 7/2007 Ruoff  
D548,510 S \* 8/2007 Huang ..... D7/318  
D558,796 S \* 1/2008 Hansen ..... D15/9  
D576,250 S \* 9/2008 Born et al. .... D23/209  
2007/0209981 A1 9/2007 Moretto  
2007/0209984 A1 9/2007 Mordechai et al.

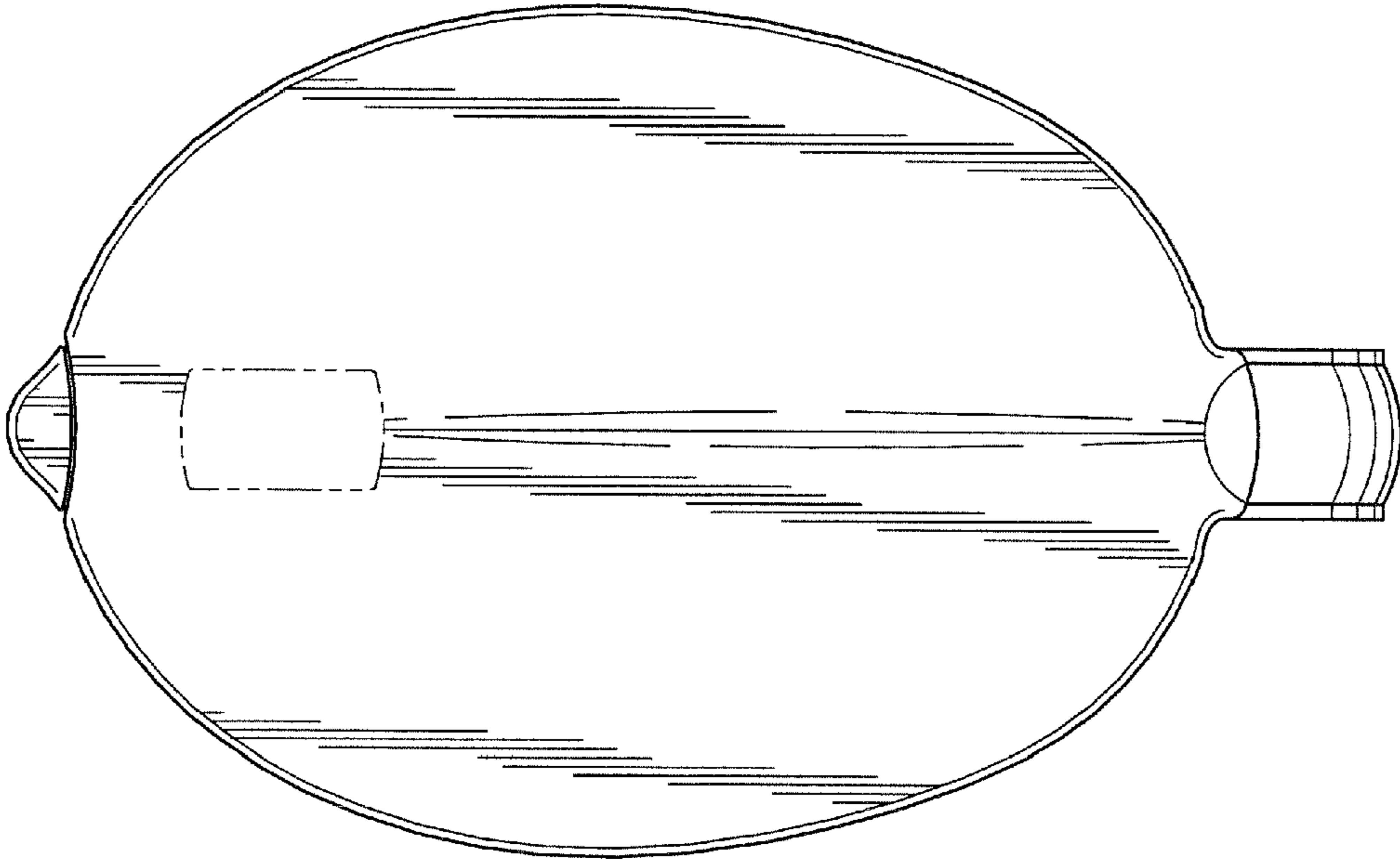
## FOREIGN PATENT DOCUMENTS

DE 40406643.7 2/2005  
EP 1806322 7/2007

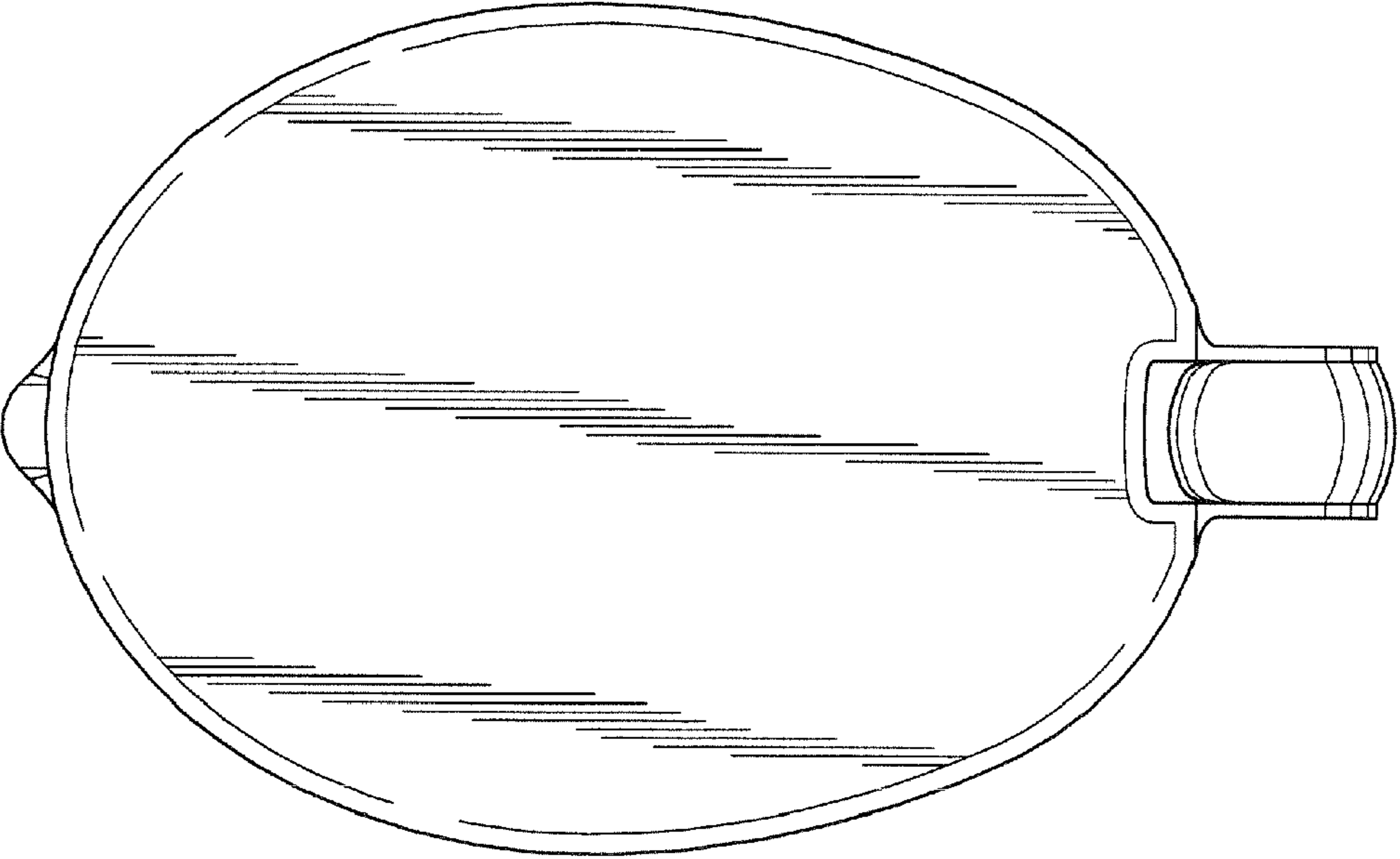
\* cited by examiner



***FIG.-1***



*FIG. -2*



*FIG. -3*

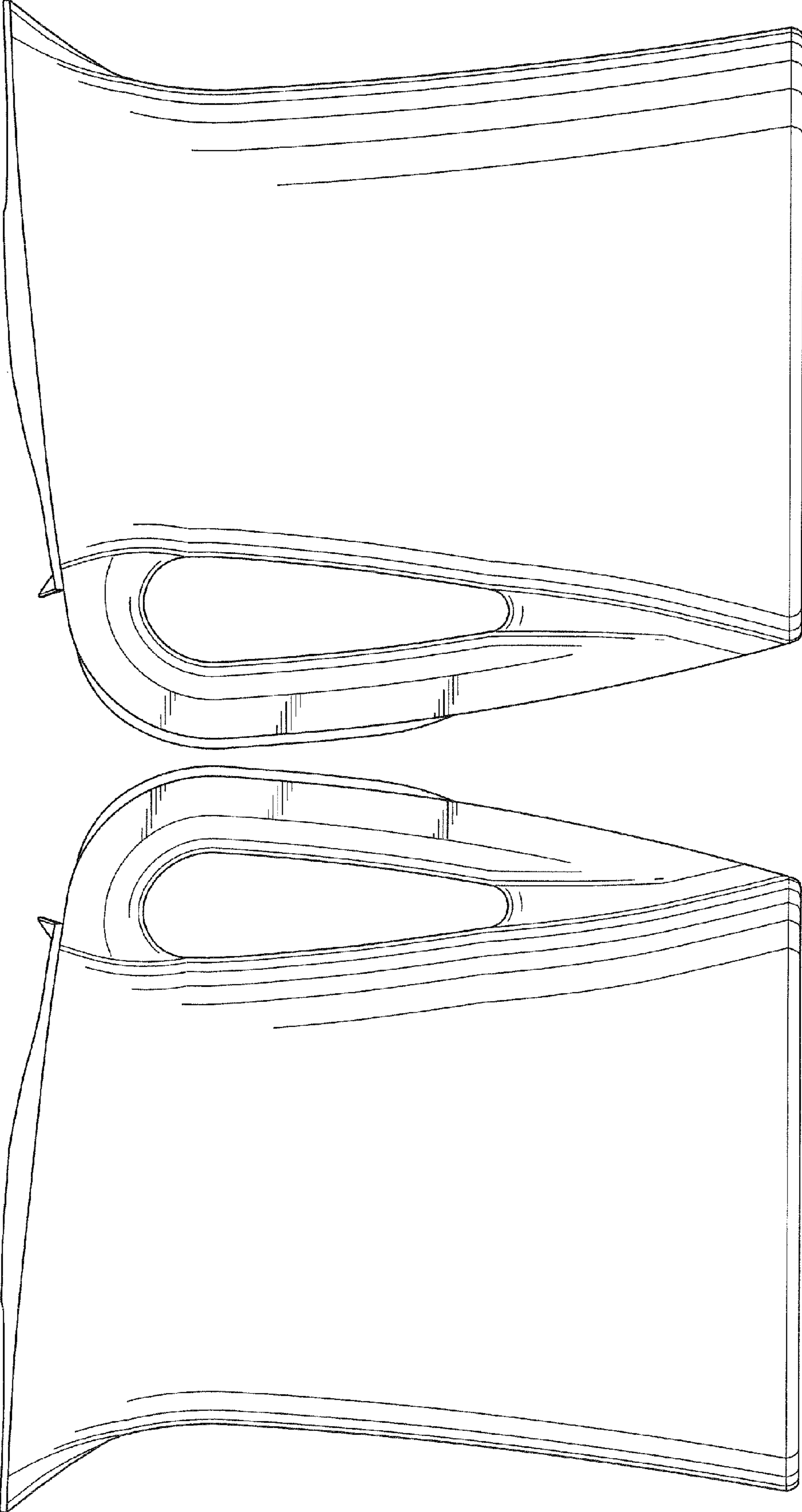
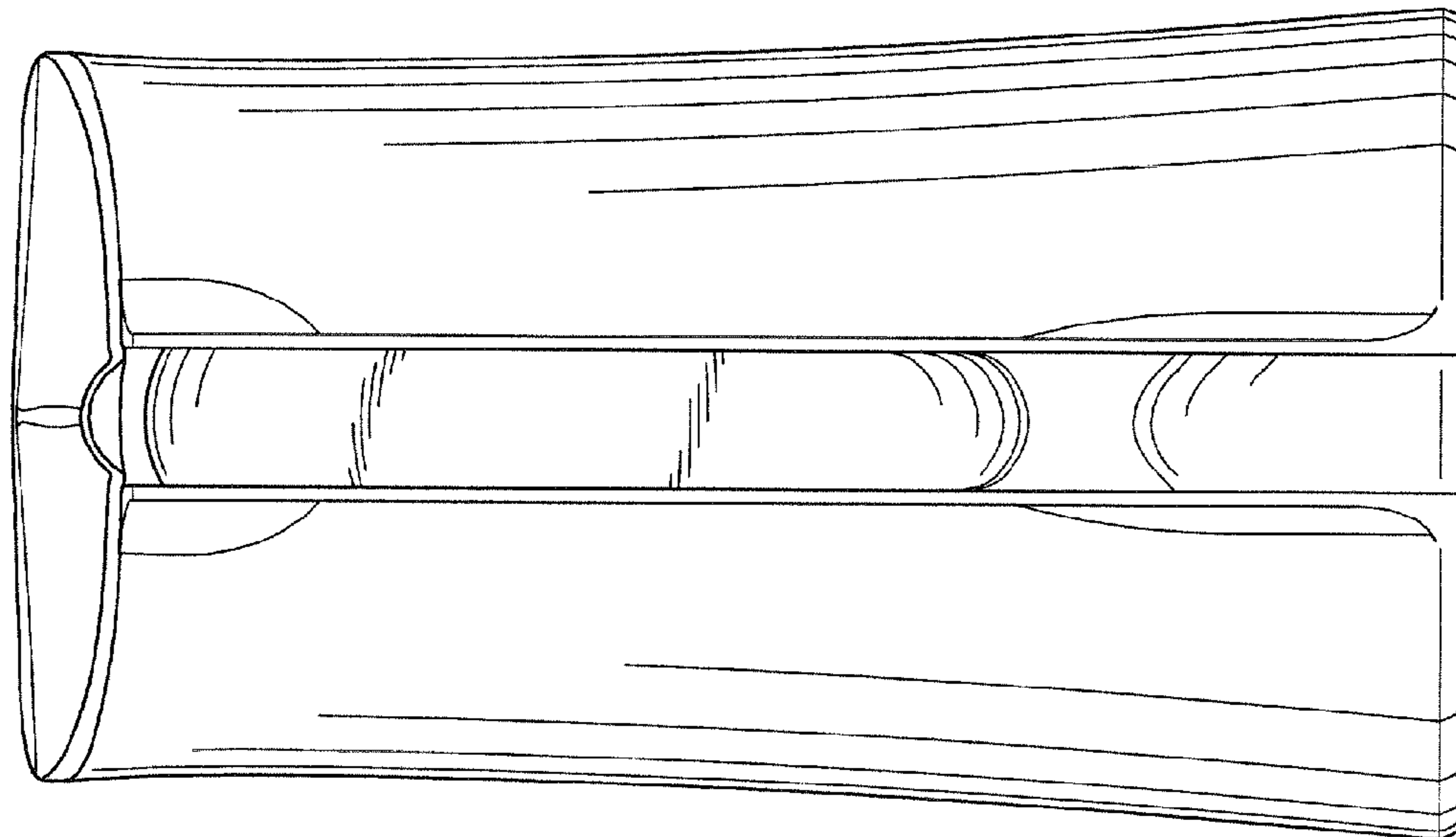
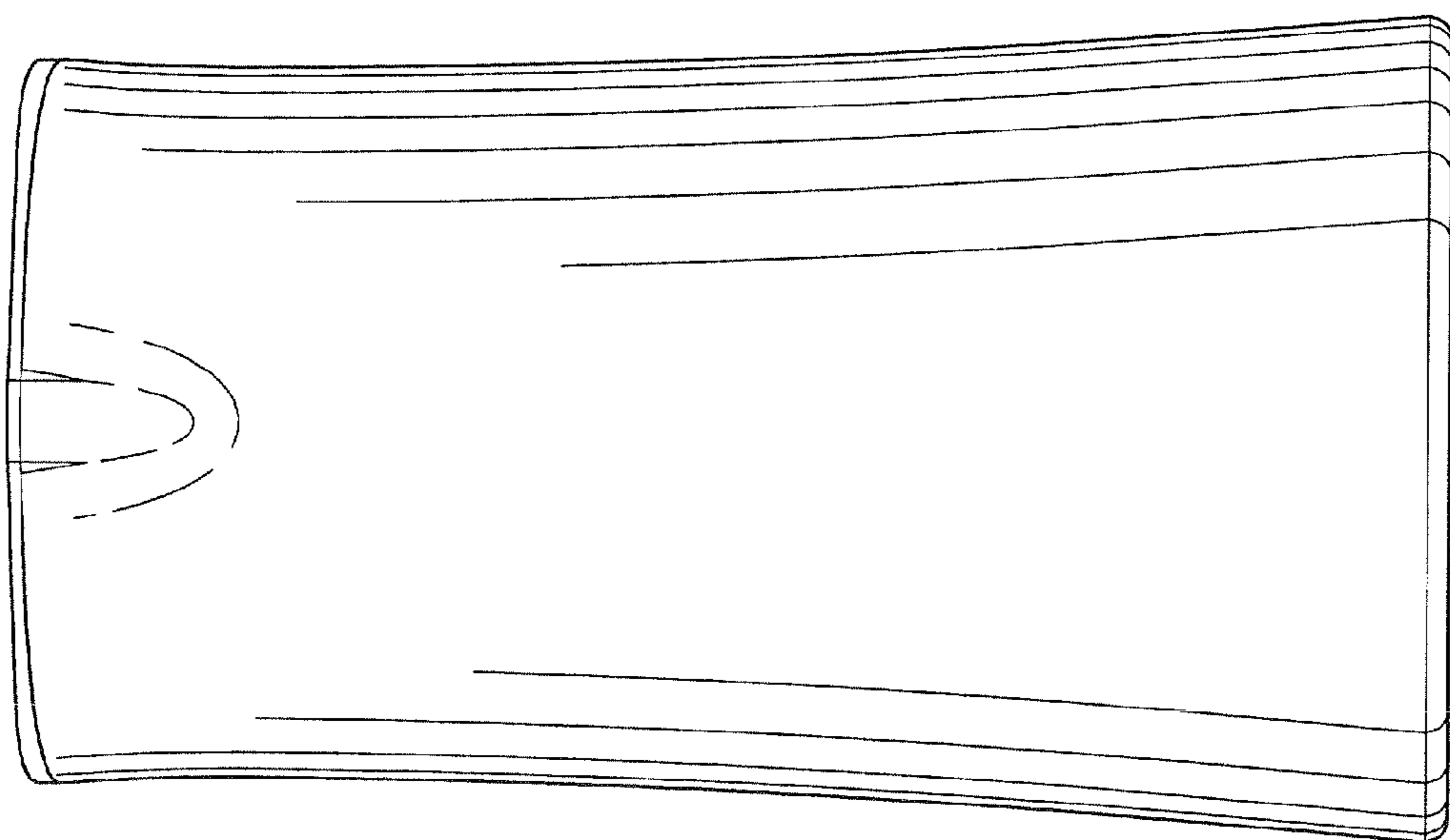


FIG. --5

FIG. --4



*FIG. -7*



*FIG. -6*