



US00D586600S

(12) **United States Design Patent**
Norbury, Jr.

(10) **Patent No.:** US D586,600 S
(45) **Date of Patent:** ** Feb. 17, 2009

(54) **LOUVER ASSEMBLY**

(75) Inventor: **Raymond L. Norbury, Jr.**, Dallas, TX (US)

(73) Assignee: **Cary Products Co., Inc.**, Hutchins, TX (US)

(**) Term: **14 Years**

(21) Appl. No.: **29/296,611**

(22) Filed: **Oct. 24, 2007**

(51) **LOC (9) Cl.** **06-10**

(52) **U.S. Cl.** **D6/580; D23/392**

(58) **Field of Classification Search** D6/575, D6/577, 579, 580; D23/327, 328, 341, 354, D23/385, 386, 387, 388, 389, 390, 391, 392, D23/393; 454/152, 154, 155, 201, 202, 284, 454/290, 319; 62/262, 263

See application file for complete search history.

(56) **References Cited**

U.S. PATENT DOCUMENTS

3,735,691	A *	5/1973	Gofton et al.	454/319
D269,576	S *	7/1983	Robbins, Jr.	D6/580
D285,480	S *	9/1986	Schulz	D23/392
D307,632	S *	5/1990	Schulz	D23/392
D468,417	S *	1/2003	Leutz et al.	D23/393
D506,003	S *	6/2005	Murphy et al.	D23/392
6,974,377	B2 *	12/2005	Gehring et al.	454/152
2006/0172679	A1 *	8/2006	Gehring et al.	454/152

* cited by examiner

Primary Examiner—Robert M Spear

Assistant Examiner—Barbara B Lohr

(74) *Attorney, Agent, or Firm*—Meyertons, Hood, Kivlin, Kowert & Goetzel, P.C.; Eric B. Meyertons

(57) **CLAIM**

The ornamental design for the louver assembly, as shown and described.

DESCRIPTION

FIG. 1 is a top view of a louver assembly. The bottom view of the louver assembly forms no part of the claimed design and is not shown.

FIG. 2 is a front view of a louver assembly.

FIG. 3 is a left end view of the louver assembly.

FIG. 4 is a right end view of the louver assembly.

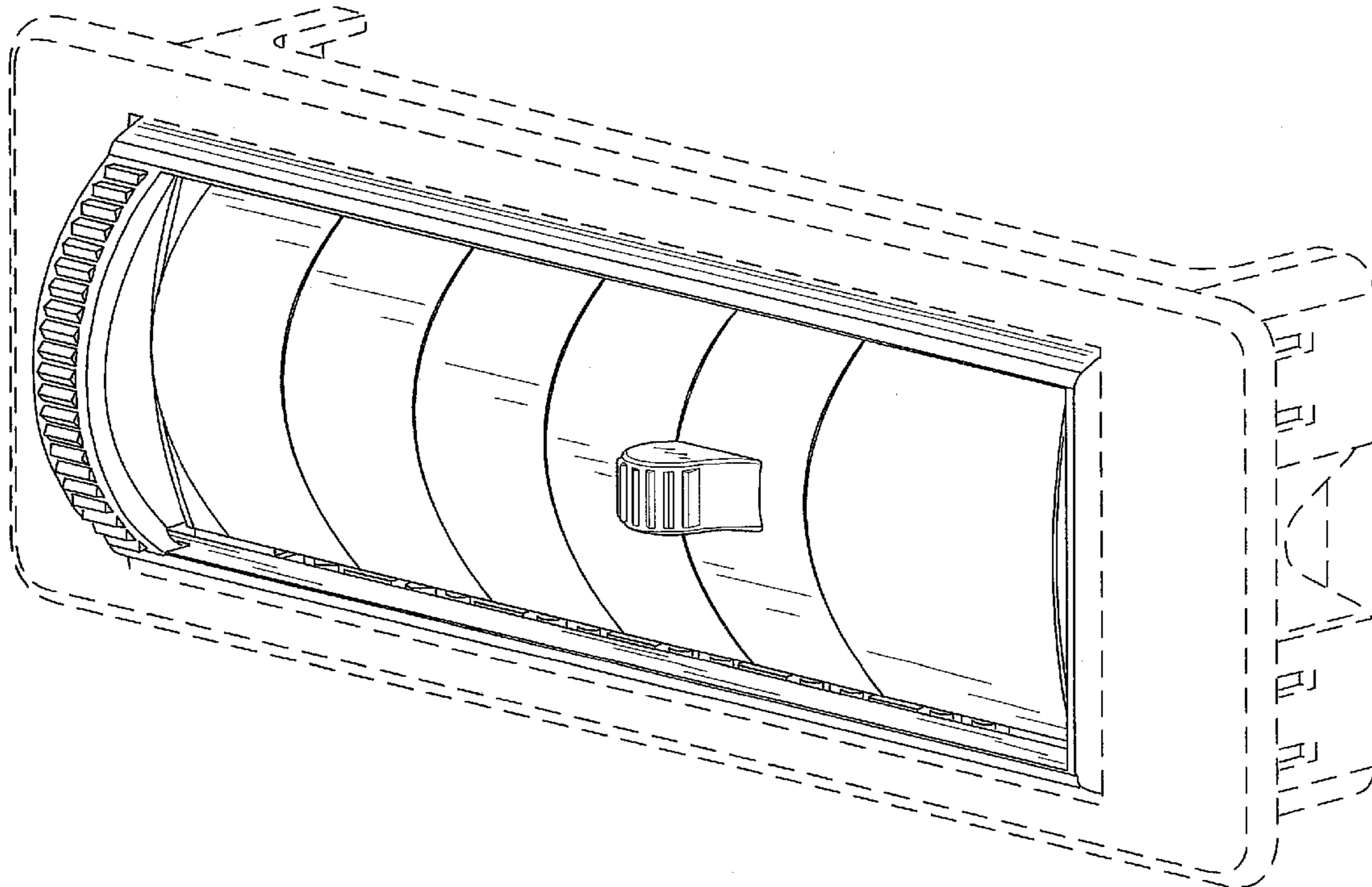
FIG. 5 is a perspective view of the louver assembly, where the perspective view emphasized the left and top of the louver assembly.

FIG. 6 is a perspective view of the louver assembly, where the perspective view emphasizes the right end and top of the louver assembly; and,

FIG. 7 is a top view of the louver assembly.

The broken lines in the drawings are for illustrative purposes only and form no part of the claimed design.

1 Claim, 6 Drawing Sheets



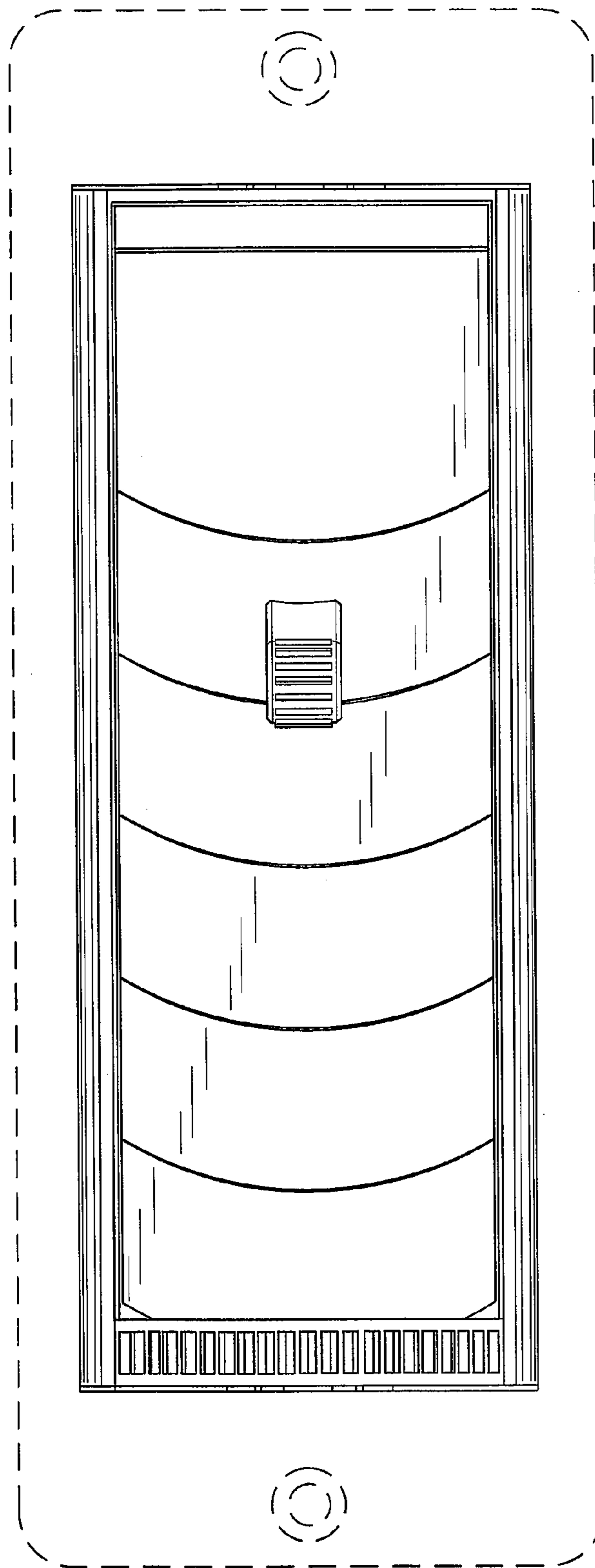


FIG. 1

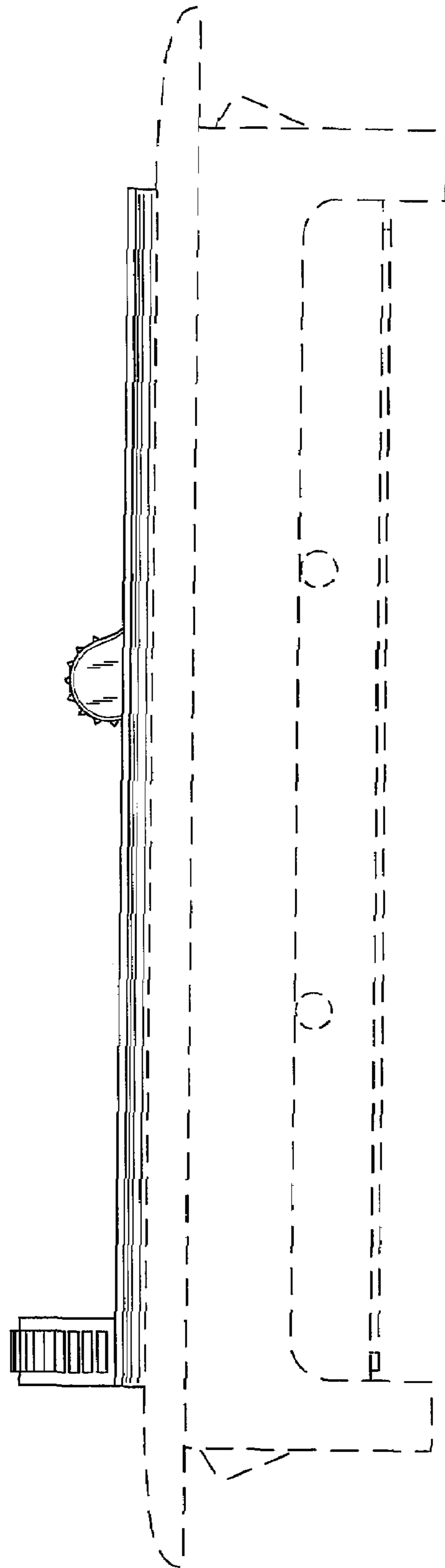


FIG. 2




FIG. 3




FIG. 4

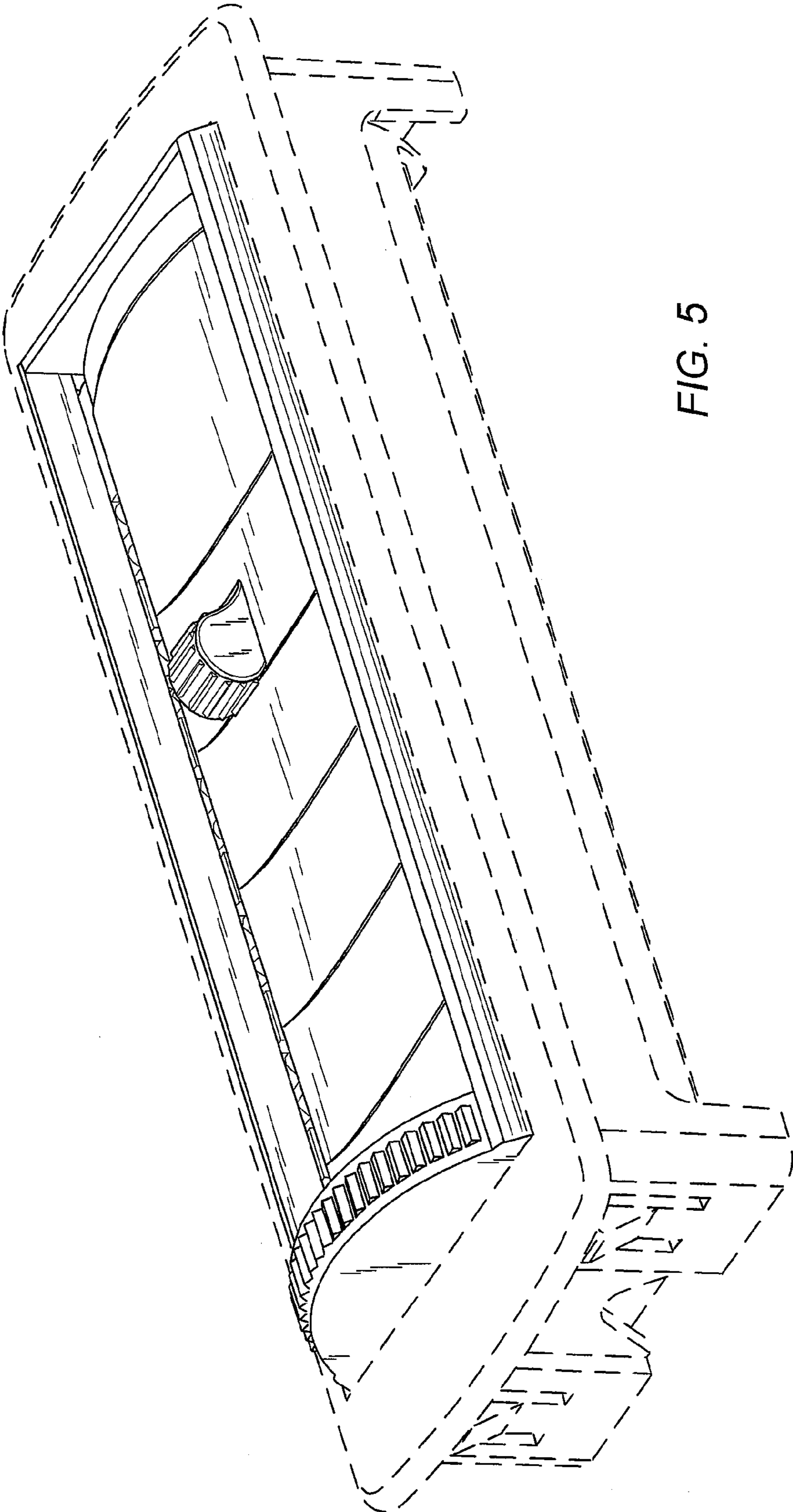


FIG. 5

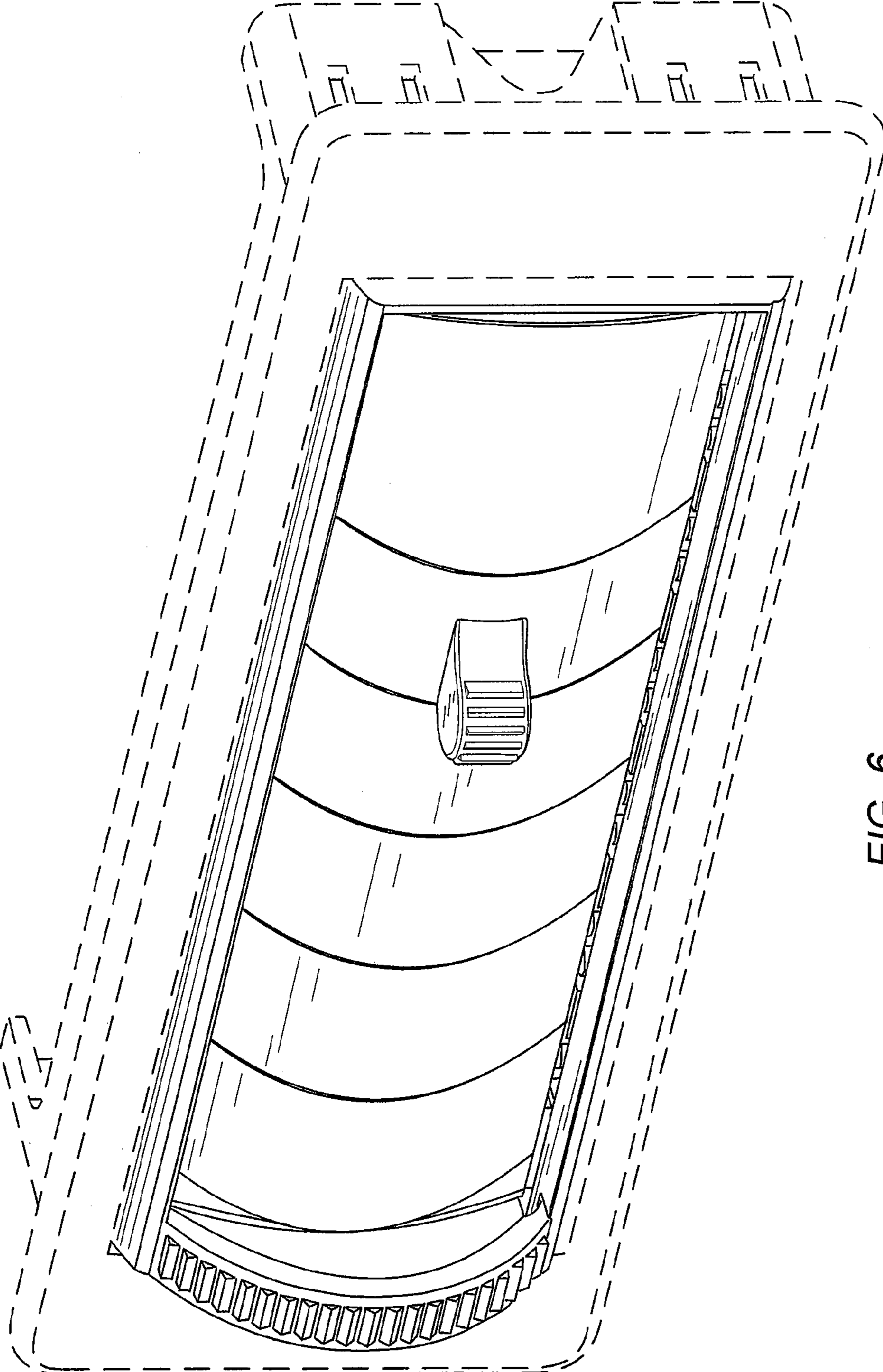


FIG. 6

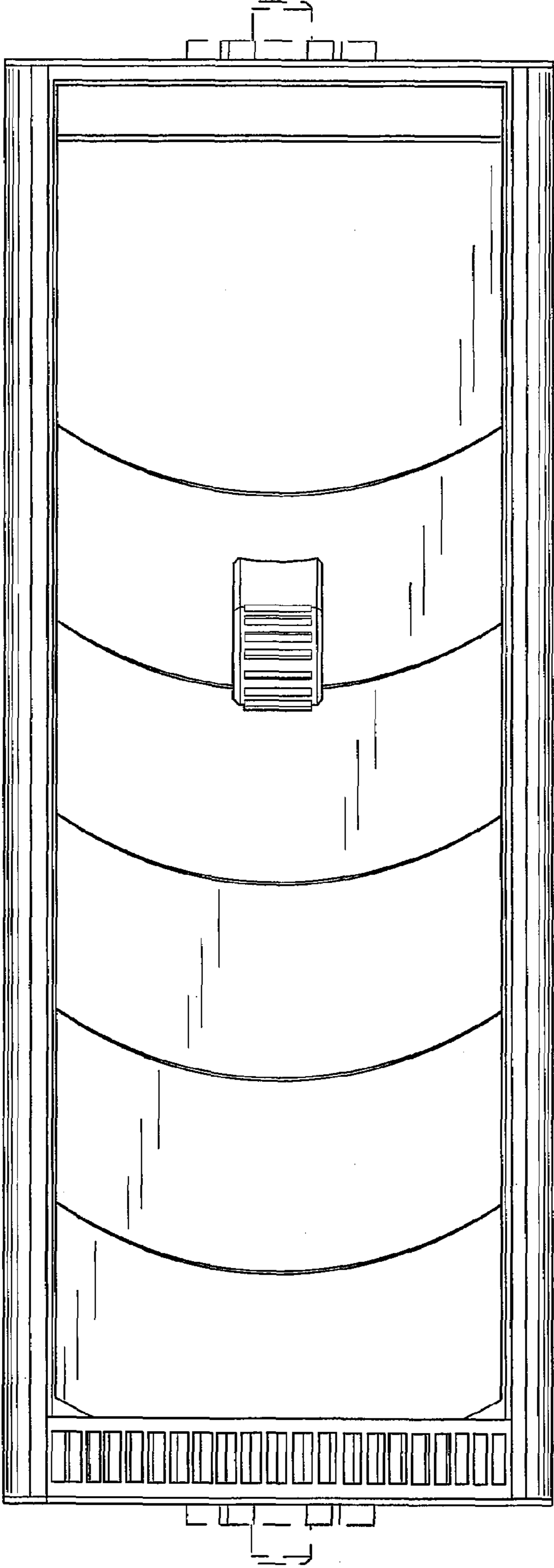


FIG. 7