



US00D586598S

(12) **United States Design Patent**
Tefel et al.

(10) **Patent No.:** **US D586,598 S**

(45) **Date of Patent:** **** Feb. 17, 2009**

(54) **DISPLAY AND DISPENSING CABINET**

D572,955 S * 7/2008 Barcena Zafra D6/515

(75) Inventors: **Christian Tefel**, Oilville, VA (US);
Vincent Migliore, Richmond, VA (US)

* cited by examiner

Primary Examiner—Brian N Vinson

(73) Assignee: **Philip Morris USA Inc.**, Richmond, VA (US)

(74) *Attorney, Agent, or Firm*—Buchanan Ingersoll & Rooney PC

(**) Term: **14 Years**

(57) **CLAIM**

(21) Appl. No.: **29/258,951**

The ornamental design for a display and dispensing cabinet, as shown and described.

(22) Filed: **May 1, 2006**

DESCRIPTION

(51) **LOC (9) Cl.** **20-02**

FIG. 1 is a front perspective view of a display and dispensing cabinet showing my new design.

(52) **U.S. Cl.** **D6/515**

FIG. 2 is a front elevational view thereof.

(58) **Field of Classification Search** D6/515-523;
206/389, 391; 211/13.1, 16, 44, 49.1, 50,
211/59.2, 86.01; 222/173, 181.1; 221/282,
221/283; 312/34, 34.8, 34.22, 309.1
See application file for complete search history.

FIG. 3 is a right side elevational view thereof; the left side being a mirror image thereof.

FIG. 4 is a top plan view thereof; and,

FIG. 5 is a bottom plan view thereof.

(56) **References Cited**


The rear surface of the display and dispensing cabinet is not shown and forms no part of the claimed design.

U.S. PATENT DOCUMENTS

The broken line showing of the container in a dispensing position in FIG. 1 is for illustrative purposes only and forms no part of the claimed design.

6,651,828 B2	11/2003	Dimattio et al.	
D486,324 S *	2/2004	Mason	D6/515
D530,946 S *	10/2006	Wakuda et al.	D6/515
D543,400 S *	5/2007	Ho	D6/515
D572,057 S *	7/2008	Lledo	D6/515

1 Claim, 4 Drawing Sheets






FIG. 1




FIG. 2




FIG. 3

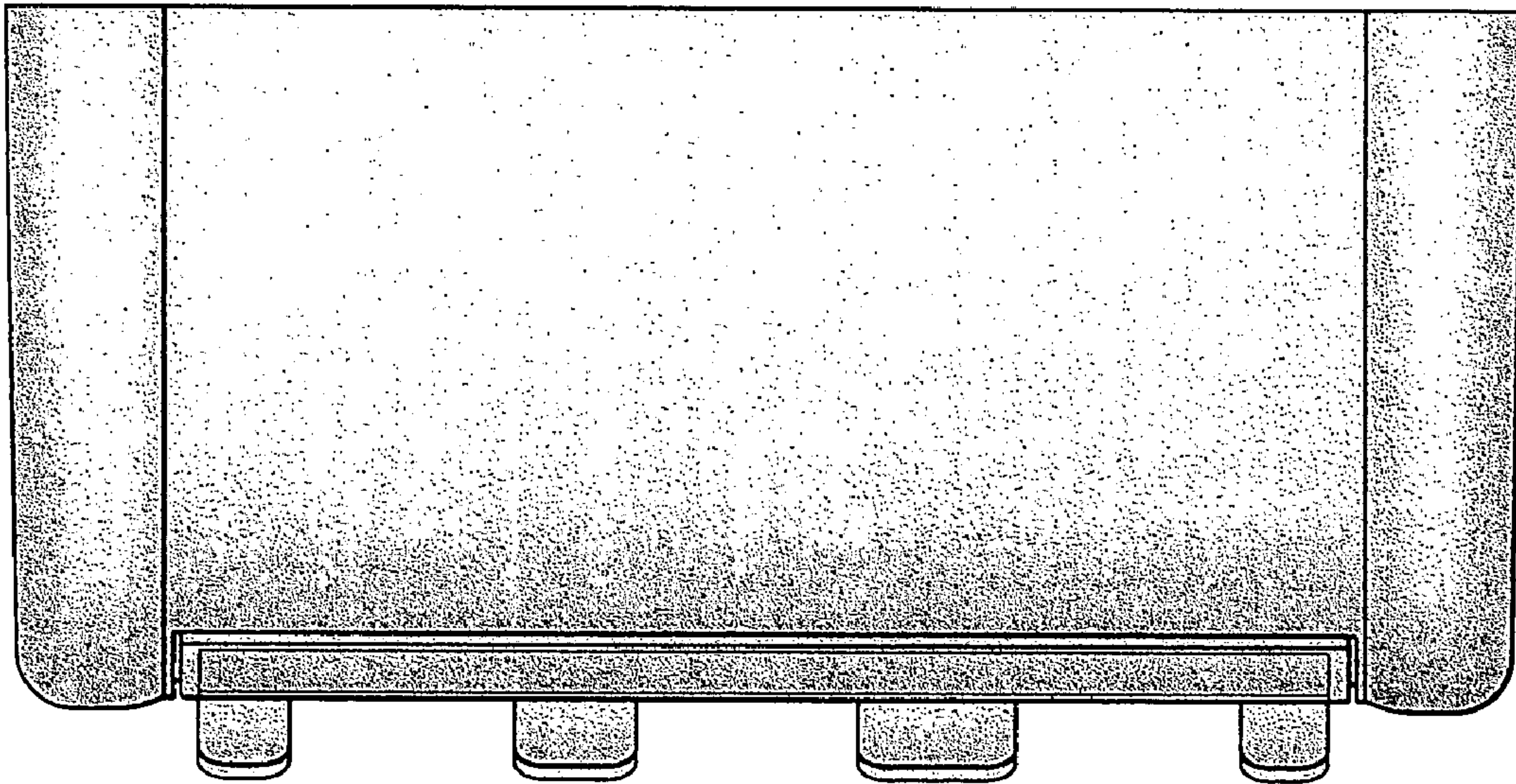


FIG. 4

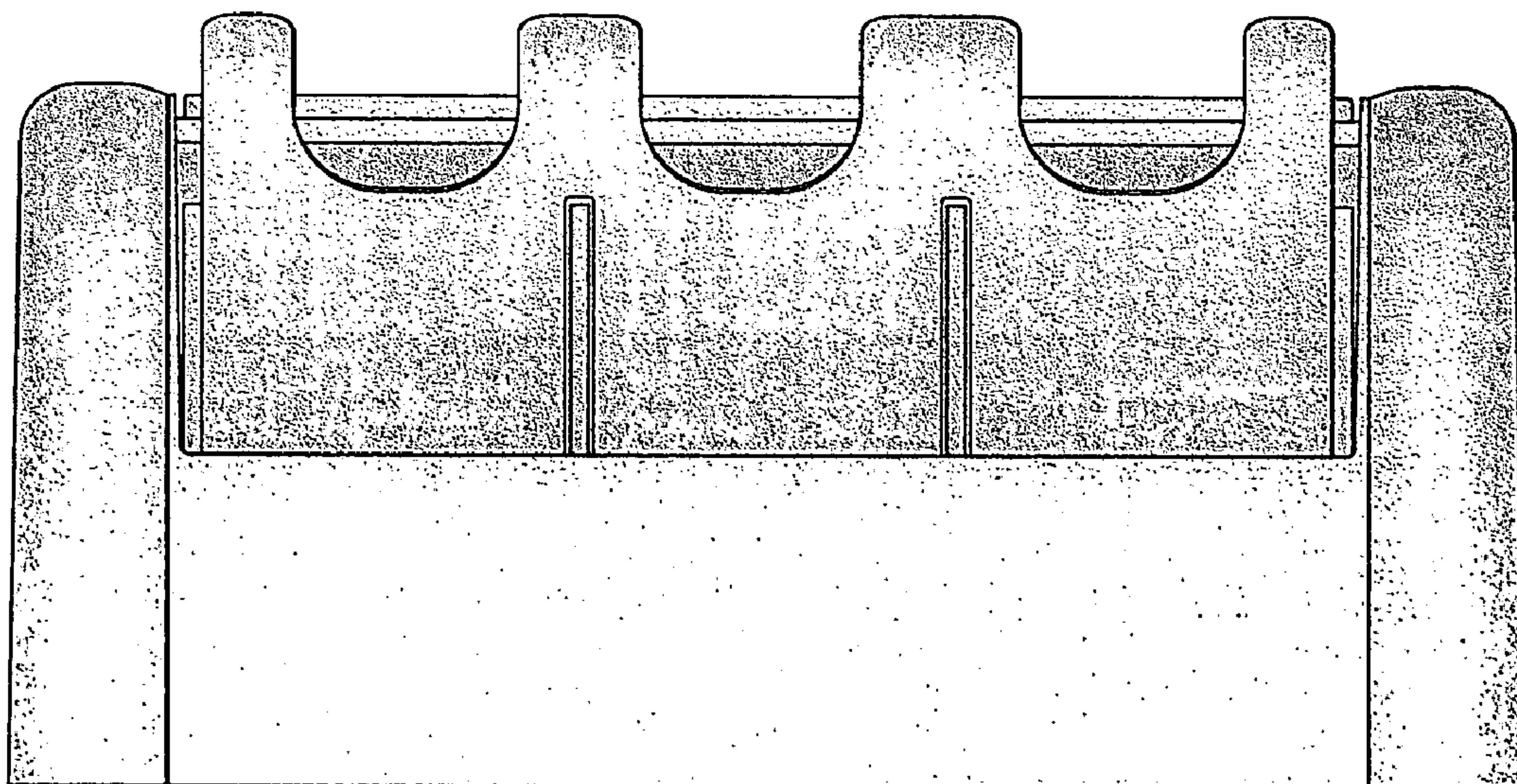


FIG. 5