



US00D586587S

(12) **United States Design Patent**
Schmitt

(10) **Patent No.:** **US D586,587 S**
(45) **Date of Patent:** **** Feb. 17, 2009**

(54) **CHINA CABINET/BUFFET**
(75) Inventor: **Jack Schmitt**, San Juan Capistrano, CA
(US)
(73) Assignee: **Amini Innovation Corporation**, Pico
Rivera, CA (US)
(**) Term: **14 Years**
(21) Appl. No.: **29/310,151**

D469,631 S 2/2003 Vaaler
D469,986 S 2/2003 Stanton
D474,054 S 5/2003 Warren et al.
D475,868 S 6/2003 Vaaler
D477,725 S 7/2003 McDaniel et al.
D480,236 S 10/2003 Schmitt
D480,898 S 10/2003 Schmitt
D481,555 S 11/2003 Schmitt
D482,907 S 12/2003 Wanek et al.

(22) Filed: **Jul. 28, 2008**

(Continued)

(51) **LOC (9) Cl.** **06-04**
(52) **U.S. Cl.** **D6/470**
(58) **Field of Classification Search** D6/432,
D6/434, 436-448, 470-472; 312/114, 138.1,
312/204, 224, 227, 237, 257.1, 278, 279
See application file for complete search history.

OTHER PUBLICATIONS

Ethan Allen Circular, Legacy Collection China Cabinet and Buffet, p. 5, 1996.
Furniture Today, Union City Imports China Hutch, p. 158, Oct. 19, 2008.
Furniture Today, AICO China Hutch, p. 15, Oct. 16, 2000.

(56) **References Cited**

(Continued)

U.S. PATENT DOCUMENTS

D224,926 S 10/1972 Adkinson
D227,842 S 7/1973 Adkinson
D242,678 S 12/1976 Adkinson
D242,679 S 12/1976 Adkinson
D343,306 S 1/1994 Keller
D358,046 S 5/1995 Ferguson
D372,139 S 7/1996 Walters, III et al.
D384,515 S 10/1997 Bergelin
D389,654 S 1/1998 Walters, III et al.
D390,043 S 2/1998 Walters, III et al.
D390,719 S 2/1998 Walters, III et al.
D426,980 S 6/2000 Vaaler
D431,391 S 10/2000 Hazen et al.
D434,249 S 11/2000 Cain
D441,219 S 5/2001 Cain
D445,279 S 7/2001 O'Hare et al.
D447,886 S 9/2001 O'Hare et al.
D448,949 S 10/2001 O'Hare et al.
D450,476 S 11/2001 Vaaler
D454,729 S 3/2002 Vaaler
D458,051 S 6/2002 O'Hare et al.
D468,937 S 1/2003 Berry, Jr. et al.
D469,624 S 2/2003 Vaaler

Primary Examiner—Mimosa De
(74) *Attorney, Agent, or Firm*—Cislo & Thomas, LLP

(57) **CLAIM**


I claim the ornamental design for a china cabinet/buffet, as shown and described.

DESCRIPTION

FIG. 1 is a perspective view of my china cabinet/buffet;
FIG. 2 is a front view thereof;
FIG. 3 is a right side view thereof;
FIG. 4 is a left side view thereof; and,
FIG. 5 is a top view of my china cabinet/buffet.

The broken lines are for environmental purposes only and form no part of the claimed design.

1 Claim, 4 Drawing Sheets



US D586,587 S

Page 2

U.S. PATENT DOCUMENTS

D487,202 S 3/2004 Schmitt
D487,203 S 3/2004 Schmitt
D510,212 S 10/2005 Schmitt
D524,575 S * 7/2006 Everson et al. D6/470
D527,206 S * 8/2006 Domack et al. D6/470
D528,325 S 9/2006 Schmitt
D528,826 S 9/2006 Schmitt
D531,427 S 11/2006 Schmitt
D532,997 S 12/2006 Schmitt
D564,259 S * 3/2008 Hassett, Jr. D6/470
D564,783 S * 3/2008 Schmitt D6/441
D564,795 S * 3/2008 Schmitt D6/470
D565,325 S * 4/2008 Schmitt D6/470

OTHER PUBLICATIONS

Furniture Today, Broyhill China Hutch, p. 11, Apr. 16, 2001.
Furniture Today, Marge Carson Wall Unit, p. 126, Oct. 11, 1999.
Furniture Today, Pulaski Armoire, p. 33, Apr. 15, 2002.
Amini Innovation Corp. Monte Carlo Collection, #53000 Series, 2001, 2 pages.
Amini Innovation Corp. La Francaise Collection, #50000 Series, Sep. 11, 2002, 5 pages.
Amini Innovation Corp. Royal Oak Collection, #31000 Series, Sep. 11, 2002, 1 page.
Amini Innovation Corp. Tuscano China Cabinet and Buffet, Sep. 14, 2004, 1 page.
Amini Innovation Corp. Excelsior China Cabinet and Buffet, Jan. 14, 2004, 1 page.
Amini Innovation Corp. Trevi Collection, Sep. 20, 2004, 2 pages.
* cited by examiner

FIG. 1




FIG. 2




FIG. 3

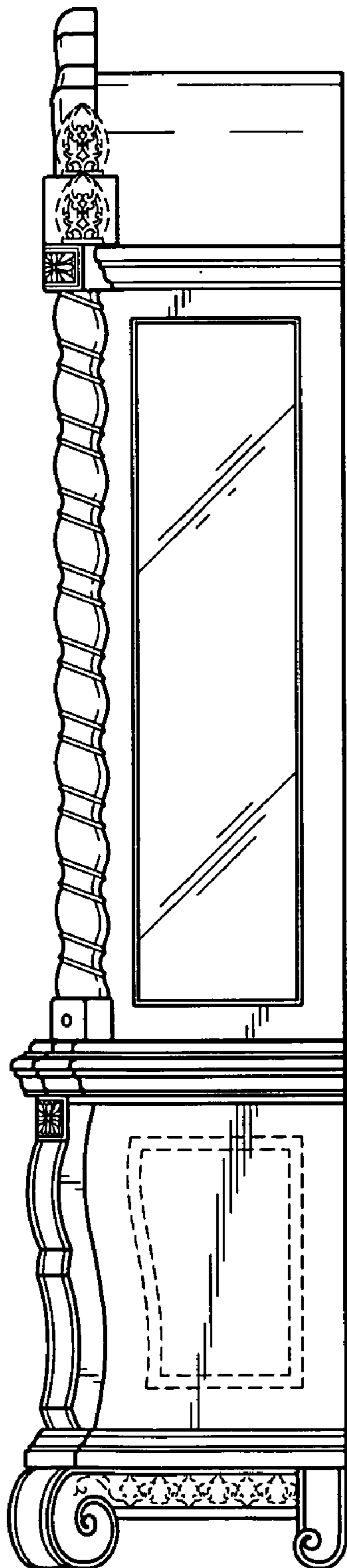


FIG. 4

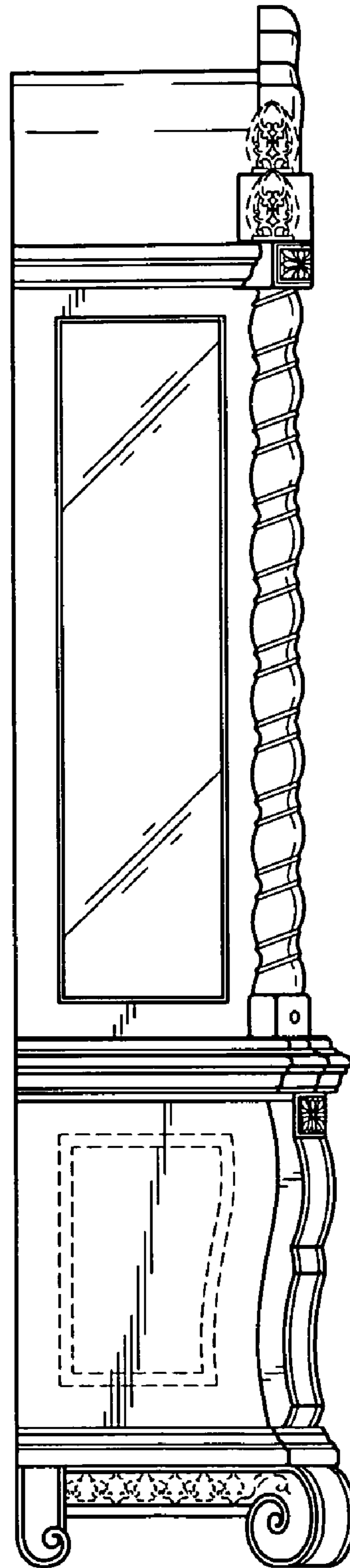


FIG. 5

