



US00D586585S

(12) **United States Design Patent**  
**Hynes**

(10) **Patent No.:** **US D586,585 S**

(45) **Date of Patent:** **\*\* Feb. 17, 2009**

(54) **WINE CABINET**

D467,756 S \* 12/2002 Mattick ..... D6/446  
D491,744 S \* 6/2004 Harwanko ..... D6/436  
D576,822 S \* 9/2008 Hynes ..... D6/470

(75) Inventor: **India Hynes**, Newport Beach, CA (US)

(73) Assignee: **Vinotemp International**, Rancho Dominguez, CA (US)

(\*\*) Term: **14 Years**

(21) Appl. No.: **29/298,999**

(22) Filed: **Dec. 17, 2007**

(51) **LOC (9) Cl.** ..... **06-04**

(52) **U.S. Cl.** ..... **D6/470; D6/446**

(58) **Field of Classification Search** ..... D6/432,  
D6/436-448, 559, 561, 569, 470-472; 312/102,  
312/107, 117, 114, 138.1, 198, 199, 204  
See application file for complete search history.

(56) **References Cited**

**U.S. PATENT DOCUMENTS**

D276,392 S \* 11/1984 Palka ..... D6/561  
D362,763 S \* 10/1995 Ball ..... D6/436  
D364,053 S \* 11/1995 Hayashi et al. .... D6/470  
D440,431 S \* 4/2001 Alexandersson ..... D6/446  
D463,682 S \* 10/2002 Ma et al. .... D6/470

\* cited by examiner

*Primary Examiner*—Mimosa De

(74) *Attorney, Agent, or Firm*—Kleinberg & Lerner, LLP;  
Marvin H. Kleinberg

(57) **CLAIM**

The ornamental design for a wine cabinet, as shown and described.

**DESCRIPTION**

FIG. 1 is a perspective view of the wine cabinet of the present invention;

FIG. 2 is a front view of the wine cabinet of FIG. 1;

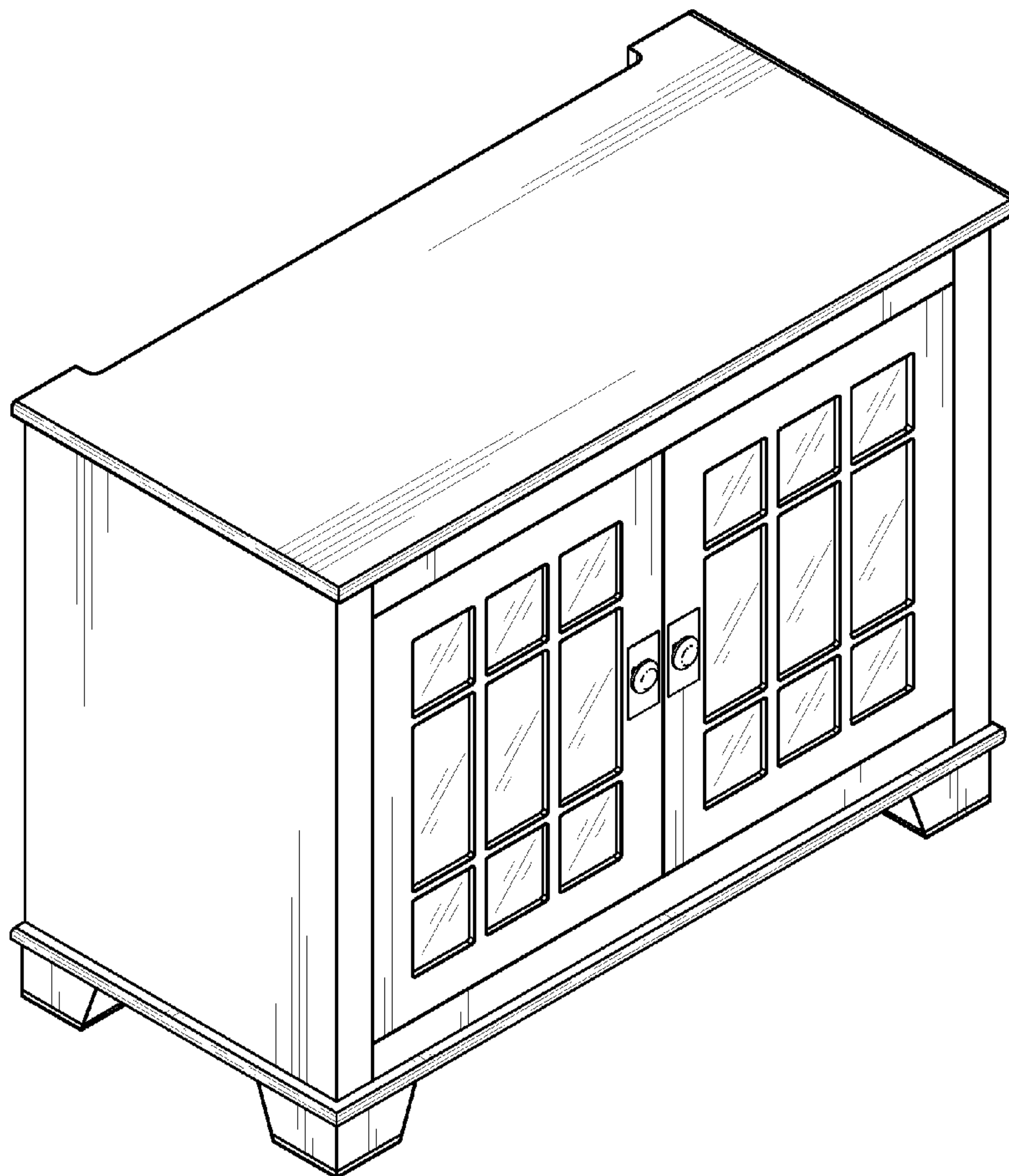
FIG. 3 is a side view of the wine cabinet of FIG. 1;

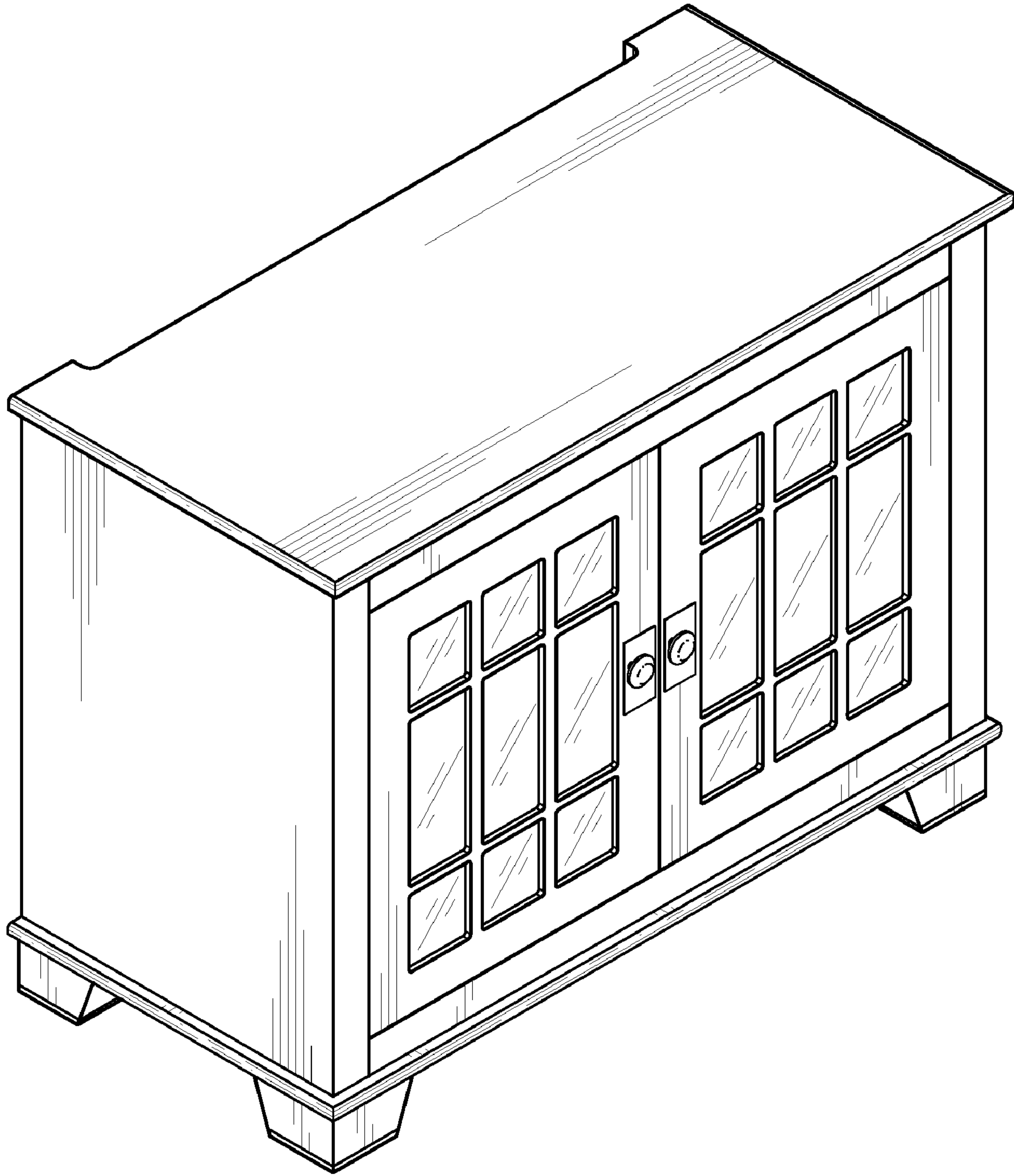
FIG. 4 is a rear view of the wine cabinet of FIG. 1; and,

FIG. 5 is a top view of the wine cabinet of FIG. 1.

The wine cabinet of the present invention is symmetrical and the left and right views are mirror images.

**1 Claim, 3 Drawing Sheets**





*FIG. 1*




FIG. 2

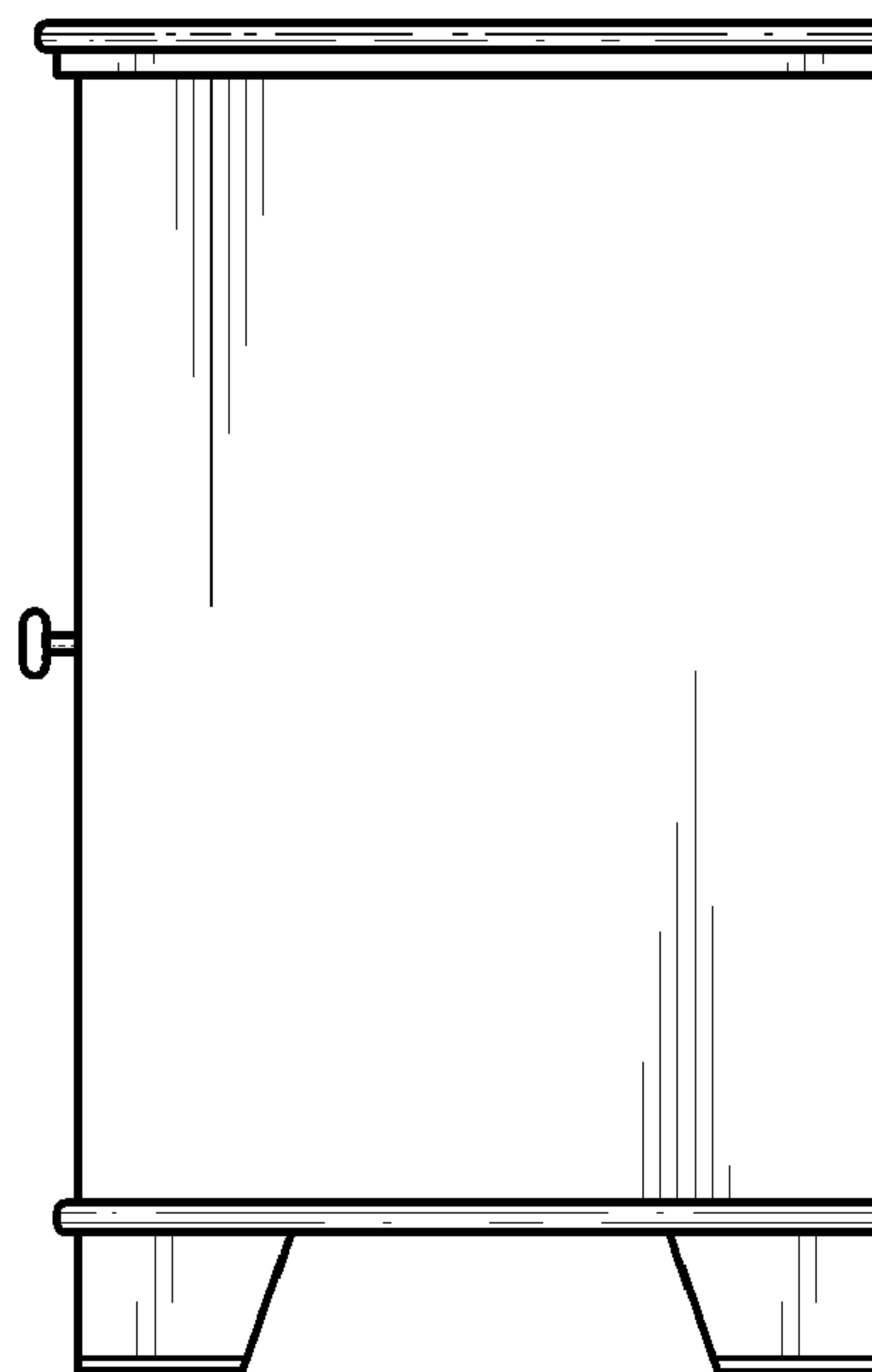


FIG. 3

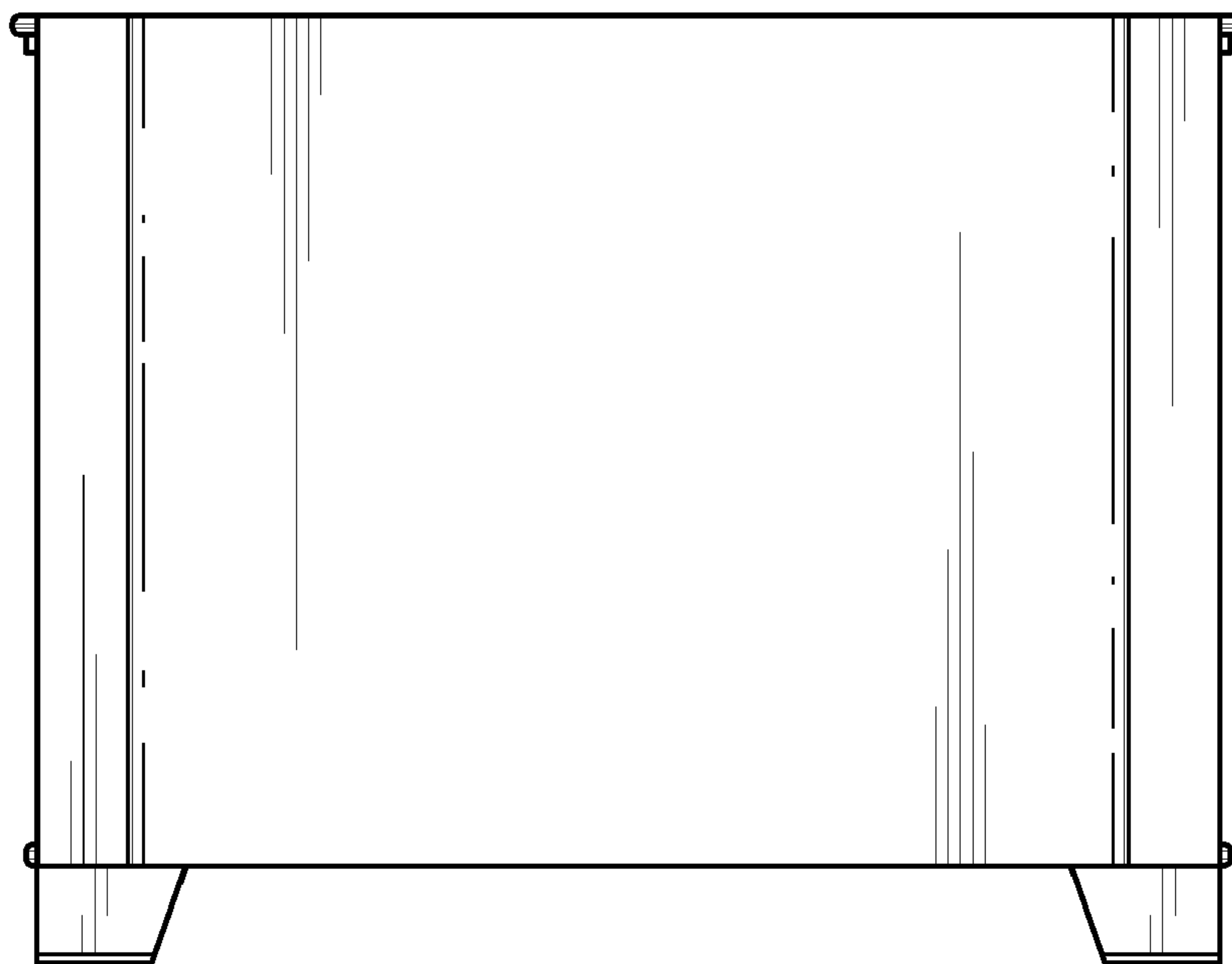


FIG. 4




FIG. 5