



US00D586570S

(12) **United States Design Patent**
Jones

(10) **Patent No.:** **US D586,570 S**
(45) **Date of Patent:** **** Feb. 17, 2009**

(54) **GARMENT HANGER**

(75) Inventor: **Michael Edward Jones**, Penymynydd
(GB)

(73) Assignee: **Mainetti (UK) Limited** (GB)

(**) Term: **14 Years**

(21) Appl. No.: **29/318,133**

(22) Filed: **May 14, 2008**

(30) **Foreign Application Priority Data**

Nov. 23, 2007 (GB) 4005380

(51) **LOC (9) Cl.** **06-08**

(52) **U.S. Cl.** **D6/326; D6/318**

(58) **Field of Classification Search** D6/315,
D6/318, 319, 326; 211/13.1, 85.3, 89, 113,
211/119; 223/85-98; 40/322

See application file for complete search history.

(56) **References Cited**

U.S. PATENT DOCUMENTS

D324,313 S * 3/1992 Kolton et al. D6/318
D327,578 S * 7/1992 Fildan D6/326
D327,579 S * 7/1992 Fildan D6/326
D335,581 S * 5/1993 Gouldson D6/318

D501,092 S * 1/2005 Mainetti D6/318
2001/0016994 A1 * 8/2001 Gouldson et al. 40/322
2002/0190090 A1 * 12/2002 Gouldson et al. 223/85

* cited by examiner

Primary Examiner—Stella M Reid

Assistant Examiner—Shanda C Hill

(74) *Attorney, Agent, or Firm*—Jack Schwartz & Associates,
PLLC

(57) **CLAIM**

The ornamental design for a garment hanger, as shown and described.

DESCRIPTION

FIG. 1 is a top view of the garment hanger;

FIG. 2 is a front view of the garment hanger;

FIG. 3 is a right side view of the garment hanger;

FIG. 4 is a back view of the garment hanger;

FIG. 5 is a bottom side view of the garment hanger; and,

FIG. 6 is a left side view of the garment hanger.

The broken lines shown in the drawing disclosure are for illustrative purposes only and form no part of the claimed design.

1 Claim, 6 Drawing Sheets






FIG. 1

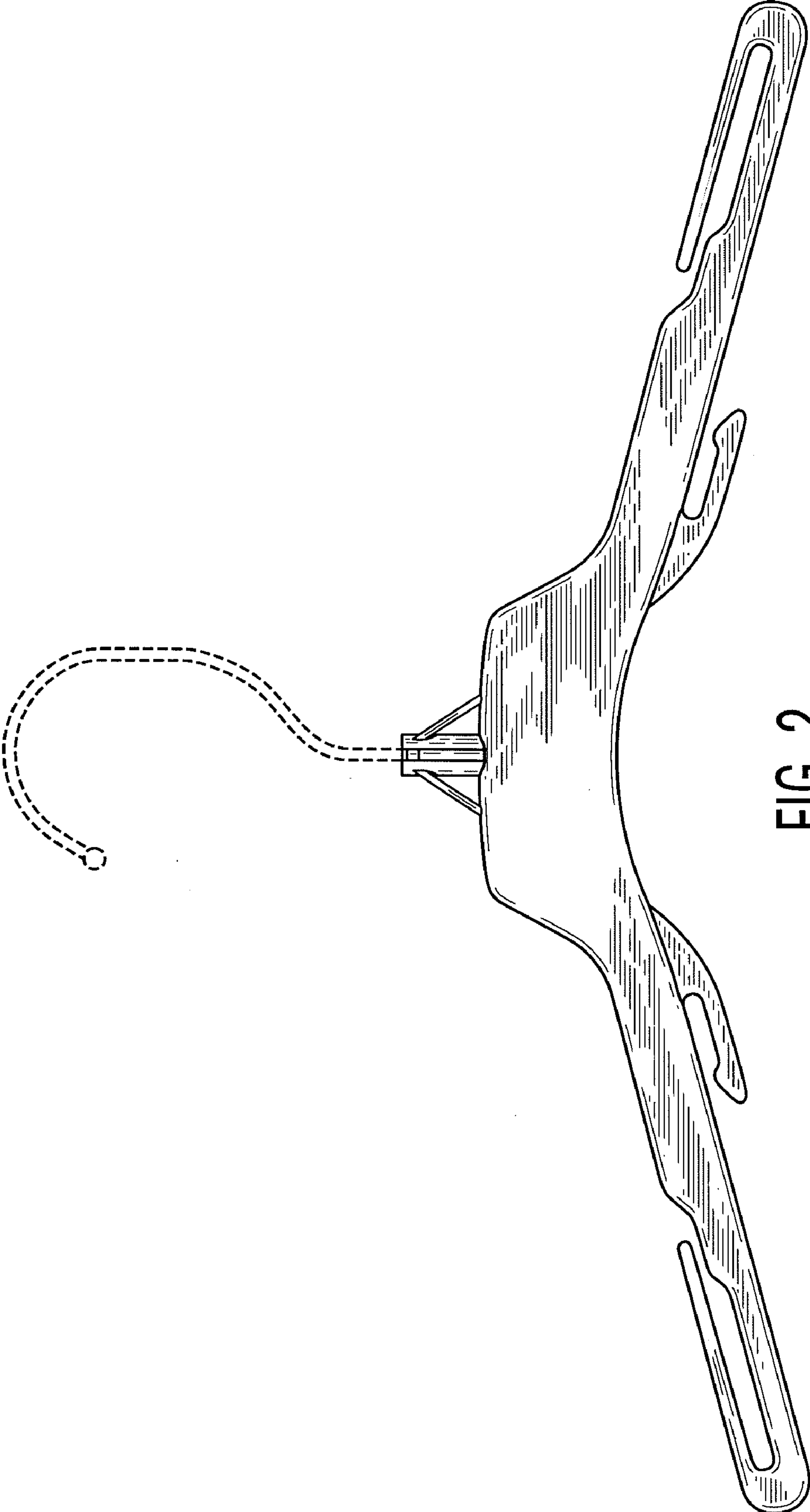


FIG. 2



FIG. 3

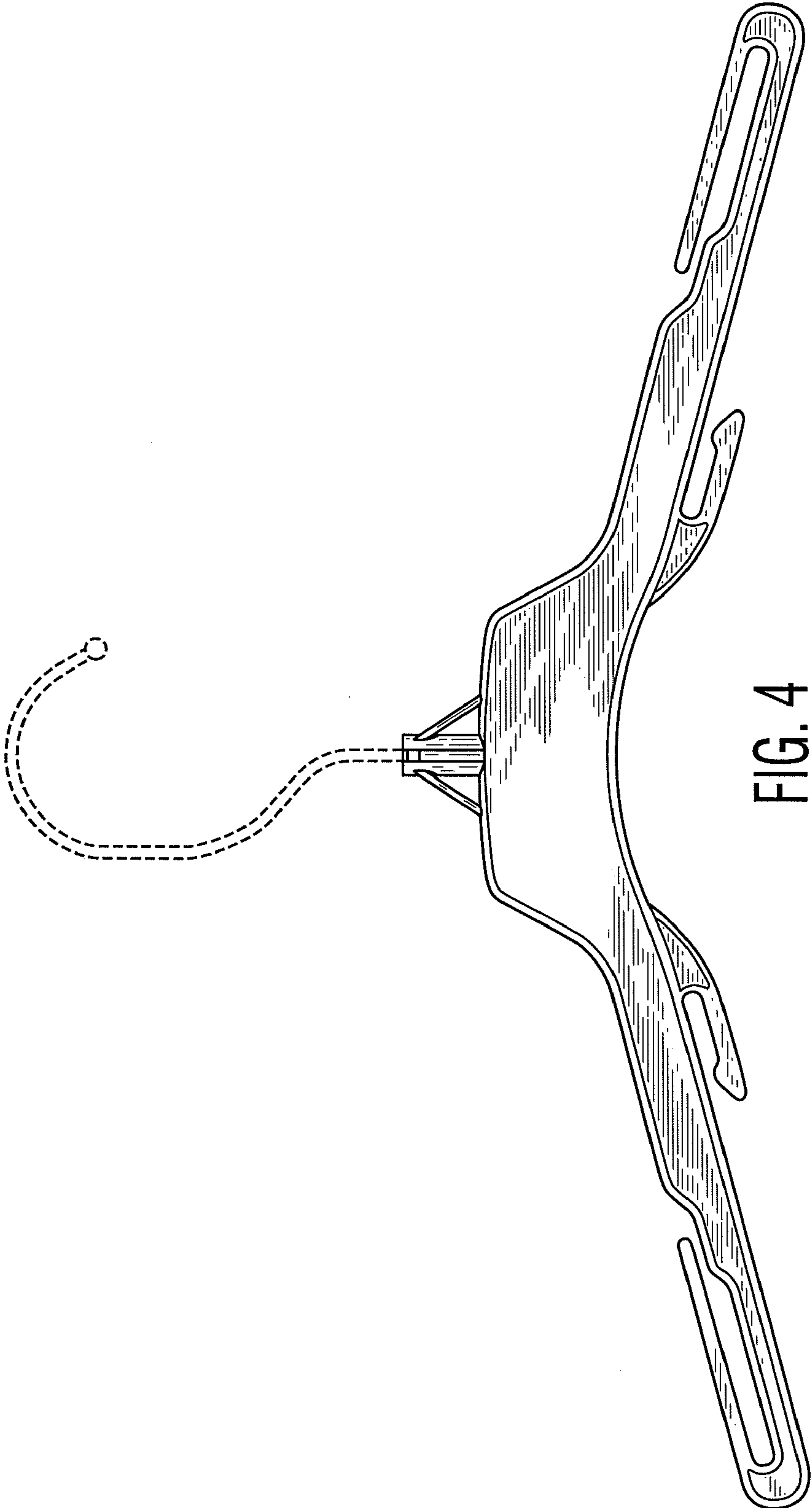


FIG. 4



FIG. 5



FIG. 6