

US00D586569S

(12) **United States Design Patent**
Jones

(10) **Patent No.:** **US D586,569 S**
(45) **Date of Patent:** **** Feb. 17, 2009**

(54) **GARMENT HANGER**
(75) Inventor: **Michael Edward Jones**, Flintshire (GB)
(73) Assignee: **Manetti (UK) Limited** (GB)
(**) Term: **14 Years**
(21) Appl. No.: **29/318,132**
(22) Filed: **May 14, 2008**

(30) **Foreign Application Priority Data**
Nov. 23, 2007 (GB) 4005379

(51) **LOC (9) Cl.** **06-08**
(52) **U.S. Cl.** **D6/326; D6/318**
(58) **Field of Classification Search** D6/315,
D6/318, 319, 326; 211/13.1, 85.3, 89, 113,
211/119; 223/85-98; 40/322
See application file for complete search history.

(56) **References Cited**

U.S. PATENT DOCUMENTS

4,187,967 A * 2/1980 Garrison 223/92
5,071,045 A * 12/1991 Hollis 223/92
D358,942 S * 6/1995 Blanchard et al. D6/328
D367,770 S * 3/1996 Petrou et al. D6/328
D441,203 S * 5/2001 Giustini D6/328
D502,009 S * 2/2005 Gouldson D6/318
D502,326 S * 3/2005 Greiner D6/318

D506,619 S * 6/2005 Mainetti D6/318
D507,418 S * 7/2005 Mainetti D6/318
D520,541 S * 5/2006 Singleton D6/318
D528,806 S * 9/2006 Jones D6/318
2003/0183665 A1 * 10/2003 Olk et al. 223/85

* cited by examiner

Primary Examiner—Stella M Reid

Assistant Examiner—Shanda C Hill

(74) *Attorney, Agent, or Firm*—Jack Schwartz & Associates, PLLC

(57) **CLAIM**

The ornamental design for a garment hanger, as shown and described.

DESCRIPTION

FIG. 1 is a top view of the garment hanger;
FIG. 2 is a front view of the garment hanger;
FIG. 3 is a left side view of the garment hanger;
FIG. 4 is a back view of the garment hanger;
FIG. 5 is a right side view of the garment hanger; and,
FIG. 6 is a bottom view of the garment hanger.

The broken lines shown in the drawing disclosure are for illustrative purposes only and form no part of the claimed design.

1 Claim, 6 Drawing Sheets





FIG. 1



FIG. 2

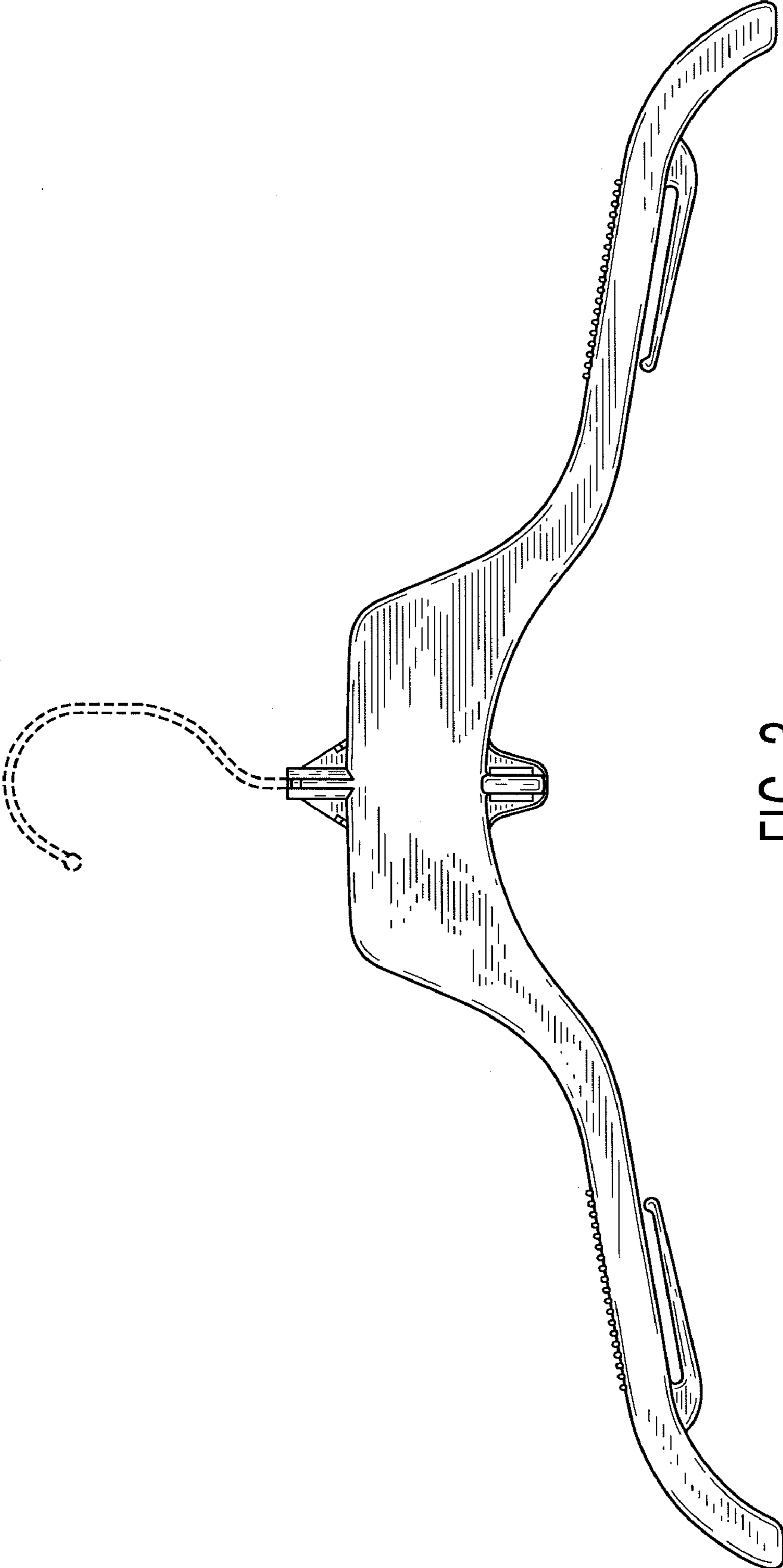


FIG. 3

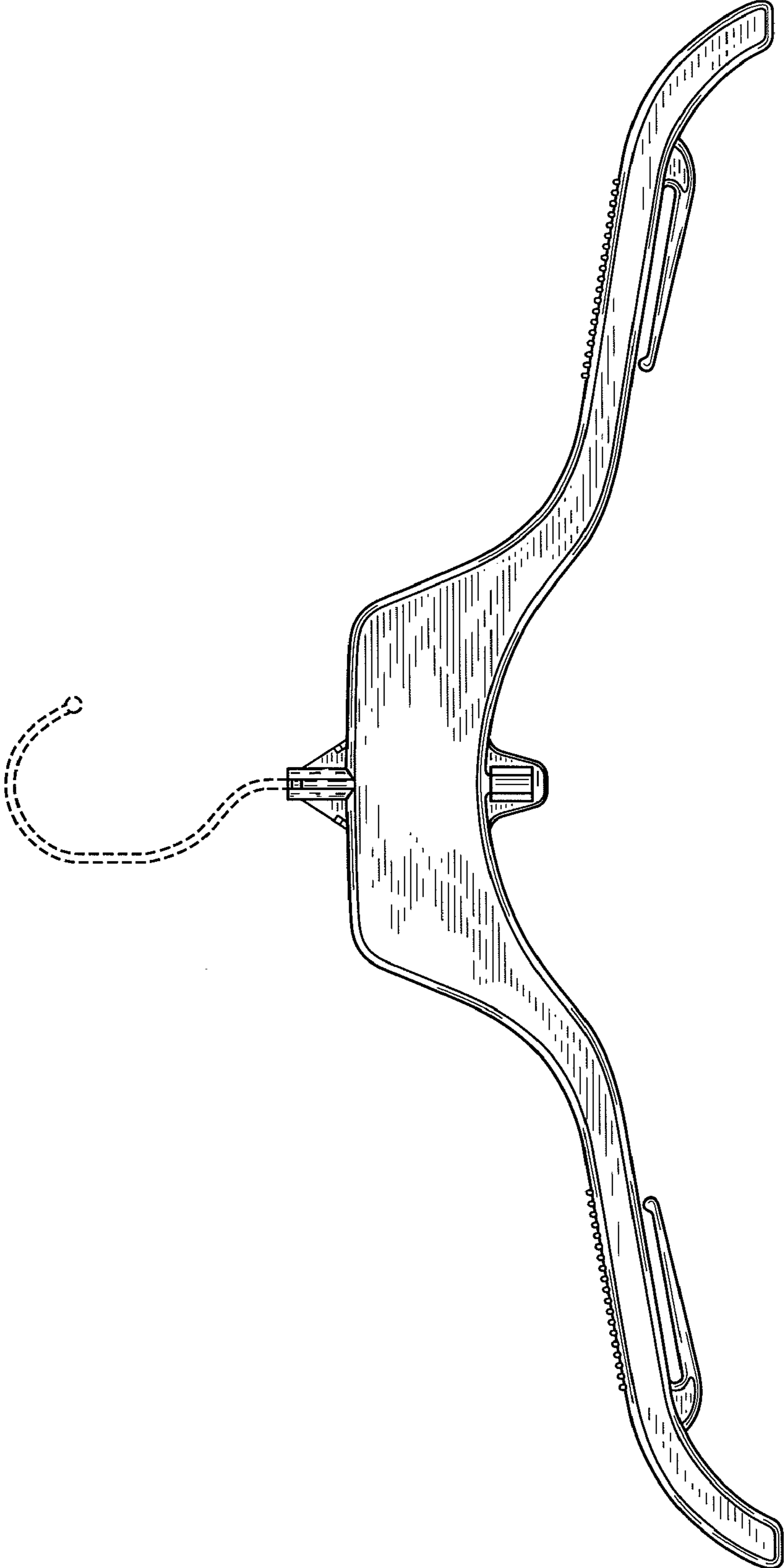


FIG. 4



FIG. 5

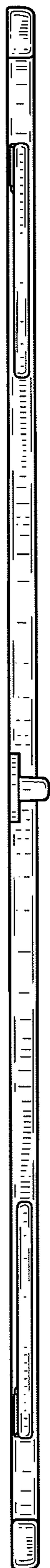


FIG. 6