



US00D586559S

(12) **United States Design Patent**
Lyons et al.

(10) **Patent No.:** **US D586,559 S**
(45) **Date of Patent:** **** Feb. 17, 2009**

(54) **FASTENER OF A SPORTS EQUIPMENT BAG**

(75) Inventors: **John B. Lyons**, Wilmette, IL (US);
Mark T. Salander, Barrington, RI (US);
Quincy L. Reese, Boston, MA (US)

(73) Assignee: **Wilson Sporting Goods Co.**, Chicago, IL (US)

(**) Term: **14 Years**

(21) Appl. No.: **29/271,250**

(22) Filed: **Jan. 12, 2007**

(51) **LOC (9) Cl.** **03-01**

(52) **U.S. Cl.** **D3/318**

(58) **Field of Classification Search** D2/742-745;
D3/273, 276, 283, 287, 289, 318, 321-322,
D3/902; 24/396; 190/100, 111, 115-116,
190/119, 903; 206/810

See application file for complete search history.

(56) **References Cited**

U.S. PATENT DOCUMENTS

D123,400 S *	11/1940	Hinson	D3/290
2,475,135 A *	7/1949	Haven	206/319
2,669,273 A *	2/1954	Keirse	190/115
2,672,962 A *	3/1954	Keirse	190/115
2,935,985 A *	5/1960	Andrews et al.	128/201.23
D211,311 S *	6/1968	Christen	D3/282
3,708,045 A *	1/1973	Katz	190/115
D230,662 S *	3/1974	Katz	D3/283
3,800,863 A	4/1974	Bauman, Jr.	165/47
4,177,845 A	12/1979	Intengan	150/52
4,262,798 A	4/1981	Raab	206/315
4,378,866 A *	4/1983	Pelavin	190/111
4,506,769 A	3/1985	Franco et al.	190/108
4,706,658 A *	11/1987	Cronin	602/13
4,752,008 A	6/1988	Pratt	206/579
4,795,030 A	1/1989	Boyce	206/314

4,805,748 A	2/1989	Gerch	190/103
4,805,749 A	2/1989	Gerch	190/111
4,830,154 A	5/1989	Gerch et al.	190/103
5,005,679 A	4/1991	Hjelle	190/110
5,025,928 A *	6/1991	Orosy et al.	206/581
5,090,526 A	2/1992	Jacober	190/107
D339,684 S *	9/1993	Cislo	D3/282
5,413,199 A	5/1995	Clement	190/108
D367,173 S *	2/1996	Trihus	D3/317
5,676,451 A	10/1997	Tabanera	362/156
D387,628 S *	12/1997	Keene	D7/607

(Continued)

FOREIGN PATENT DOCUMENTS

EP	0 019 065	11/1980
JP	08-256813	10/1996

Primary Examiner—Philip S Hyder

Assistant Examiner—Roselynn Cody

(74) *Attorney, Agent, or Firm*—Terence P. O'Brien

(57) **CLAIM**

We claim the ornamental design for a fastener of a sports equipment bag, as shown and described.

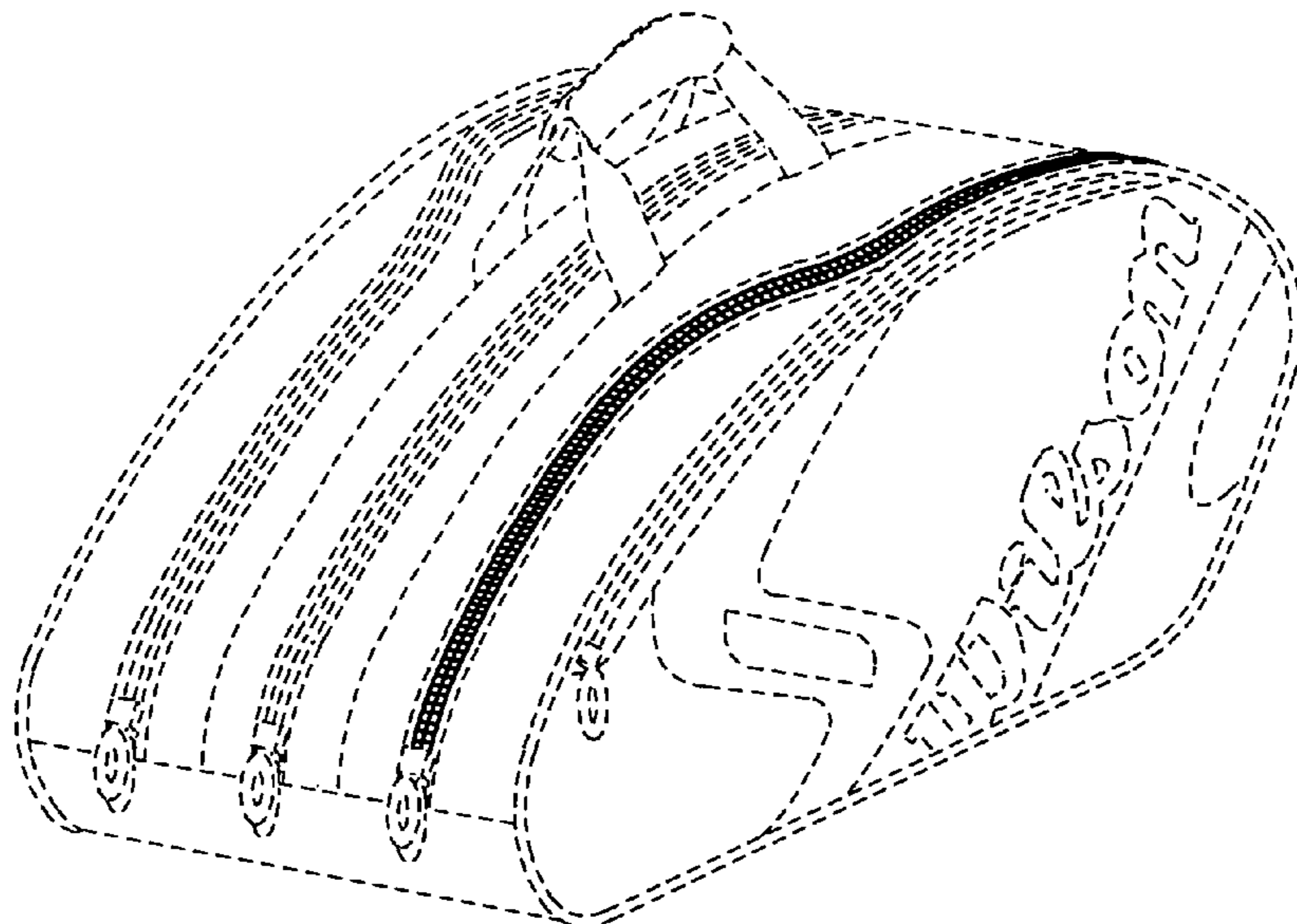
DESCRIPTION

FIG. 1 is a side perspective view of a sports equipment bag;
FIG. 2 is a top view of the sports equipment bag of FIG. 1;
FIG. 3 is a first end view of the sports equipment bag of FIG. 1; and,

FIG. 4 is a second end view of the sports equipment bag of FIG. 1.

The ornamental design that is claimed is shown in solid lines in the drawings. The broken (dashed) lines shown in FIGS. 1 through 4 are included for the purpose of illustrating environmental elements only and form no part of the claimed design.

1 Claim, 3 Drawing Sheets



US D586,559 S

Page 2

U.S. PATENT DOCUMENTS

5,881,875	A	3/1999	Beurekjian	206/315.9				
5,904,230	A	5/1999	Peterson	190/107				
5,975,293	A	11/1999	Fowler	206/315.9				
6,053,382	A *	4/2000	Wyant	224/153				
6,092,661	A	7/2000	Mogil	206/579				
D434,900	S *	12/2000	Spence et al.	D3/279				
D482,520	S *	11/2003	Izen et al.	D3/204				
D507,878	S *	8/2005	Kavovit	D3/289				
7,004,317	B2	2/2006	Severa et al.	206/315.1				
D520,735	S *	5/2006	Izen et al.	D3/204				
D541,016	S *	4/2007	Rudnick et al.	D2/946				
D572,093	S *	7/2008	Lown et al.	D7/709				
2005/0145516	A1	7/2005	Severa et al.	206/315.1				

* cited by examiner

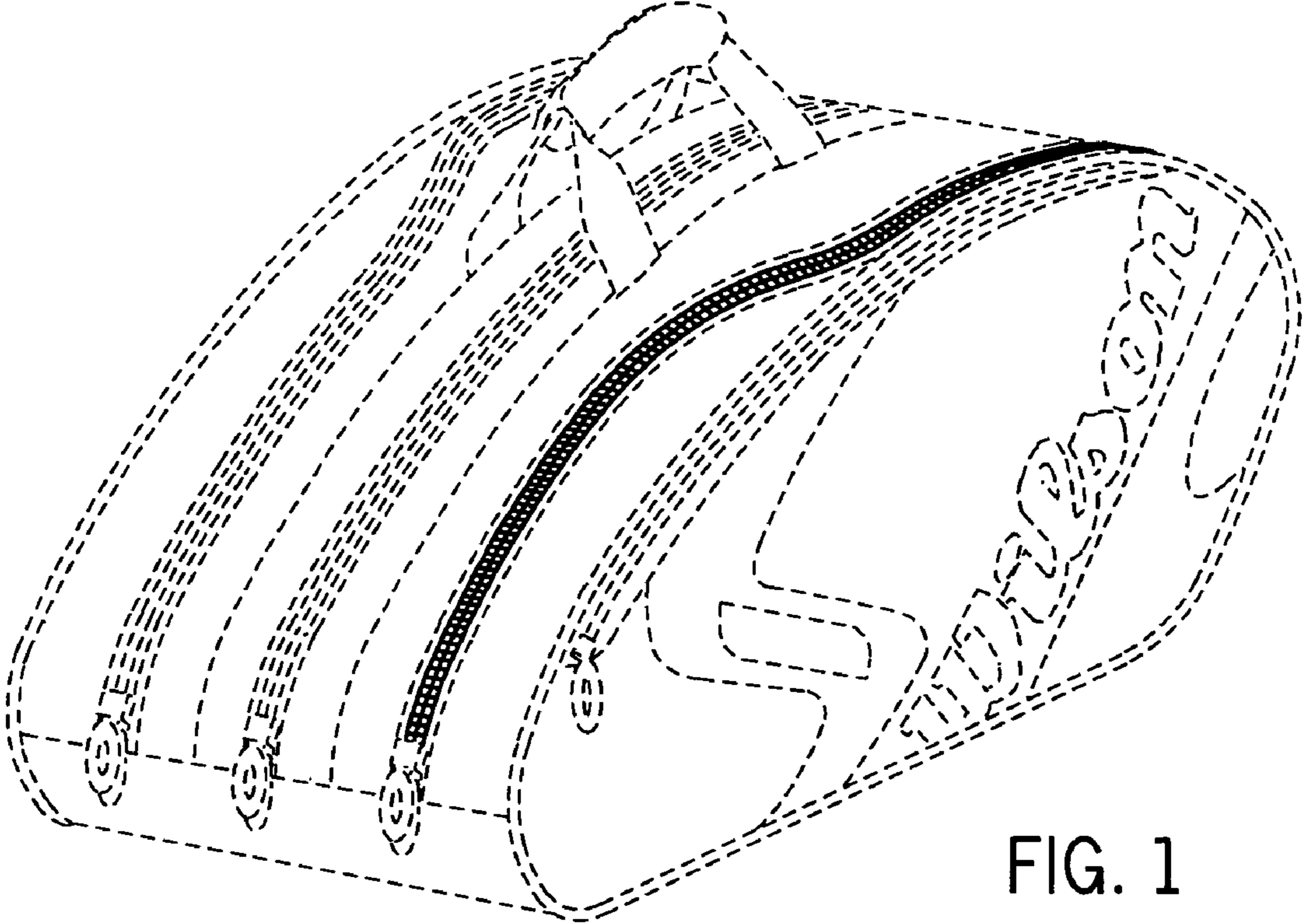


FIG. 1

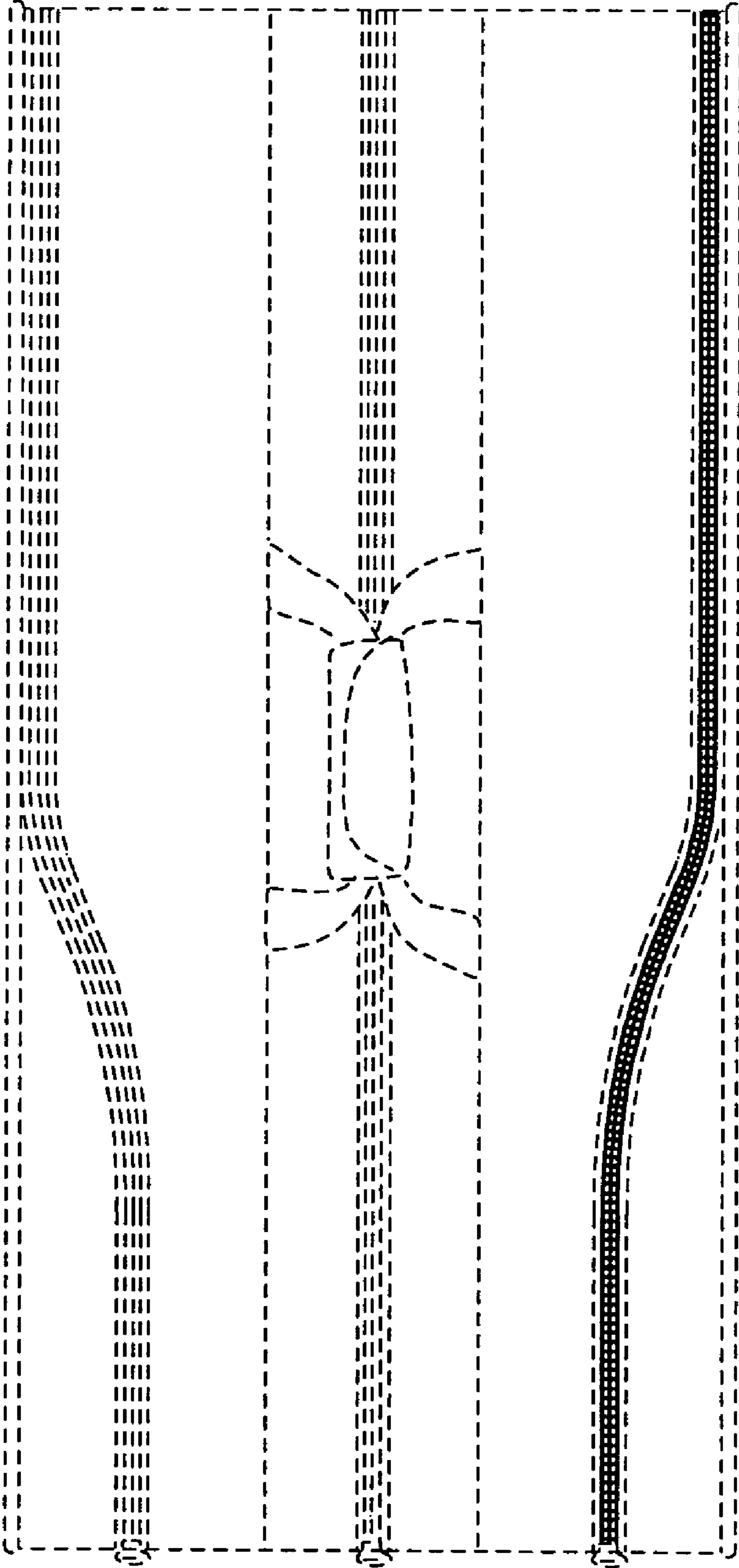


FIG. 2

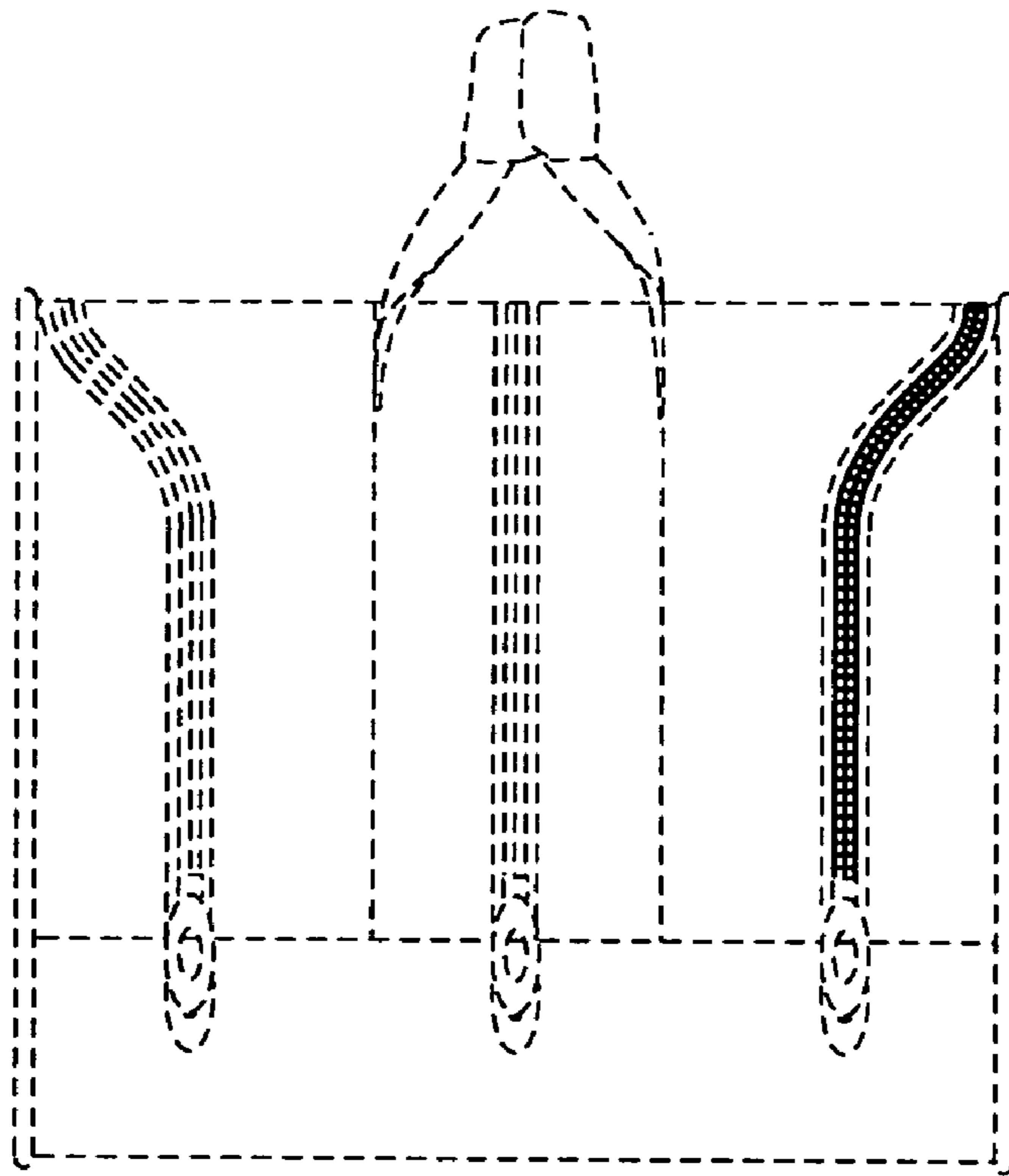


FIG. 3

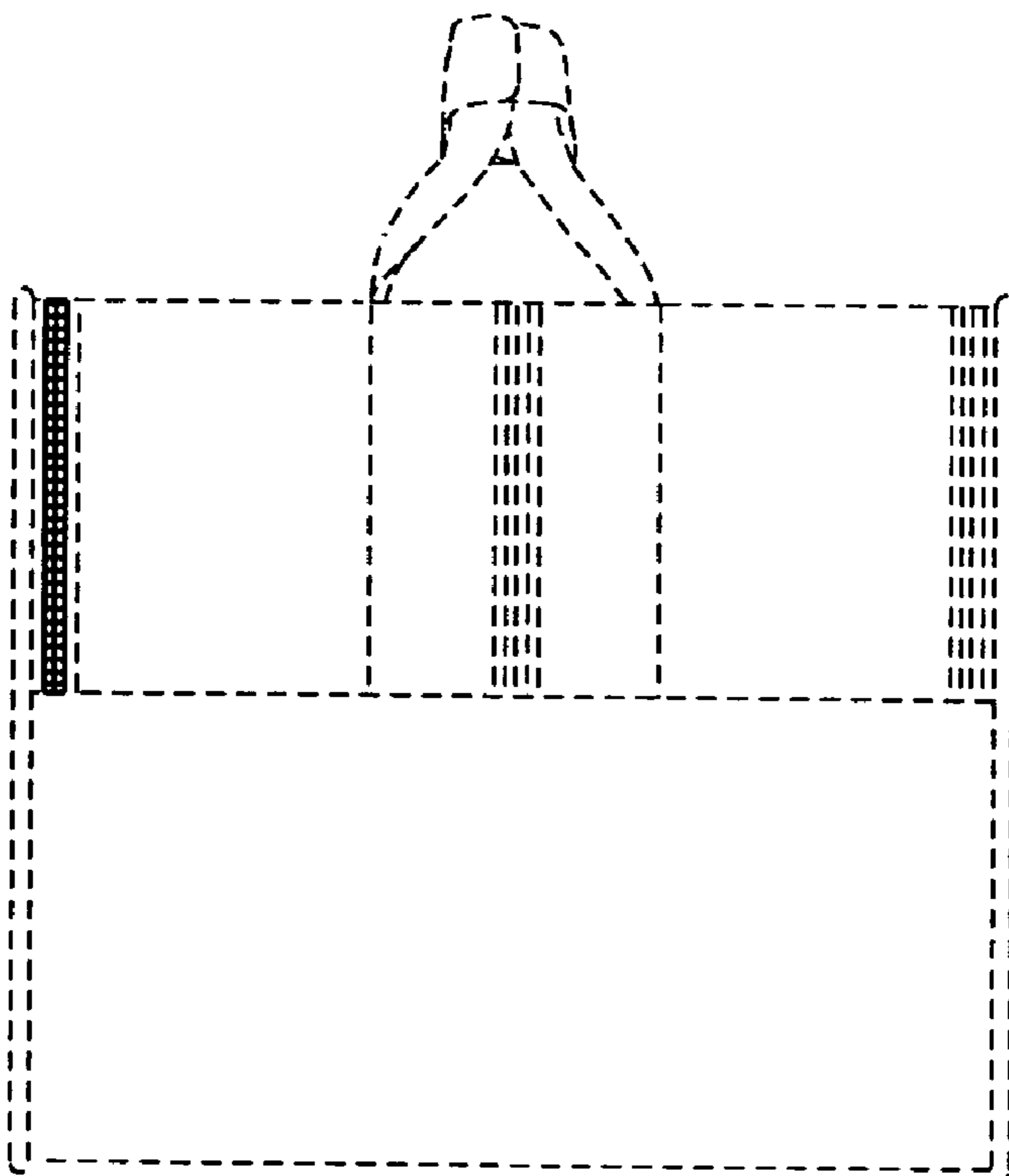


FIG. 4