



US00D586546S

(12) **United States Design Patent**
Schoenborn et al.

(10) **Patent No.:** **US D586,546 S**

(45) **Date of Patent:** **** Feb. 17, 2009**

(54) **FOOTWEAR UPPER**

(75) Inventors: **Mary L. Schoenborn**, Rockford, MI
(US); **Grant A. Urie**, Shelburne, VT
(US)

(73) Assignee: **Wolverine World Wide, Inc.**, Rockford,
MI (US)

(**) Term: **14 Years**

(21) Appl. No.: **29/293,116**

(22) Filed: **Nov. 7, 2007**

(51) **LOC (9) Cl.** **02-99**

(52) **U.S. Cl.** **D2/969**

(58) **Field of Classification Search** D2/902,
D2/906-908, 943, 944, 969, 972-974, 905;
36/45, 77 M, 77 R, 83, 113, 114, 126-131
See application file for complete search history.

(56) **References Cited**

U.S. PATENT DOCUMENTS

D386,598 S	*	11/1997	Fogg	D2/972
D444,936 S	*	7/2001	Matis et al.	D2/969
D463,903 S	*	10/2002	Rogers	D2/969
D485,668 S	*	1/2004	Galway	D2/969
D505,252 S	*	5/2005	Belley et al.	D2/969
D514,791 S	*	2/2006	Ardissono et al.	D2/969
D528,772 S	*	9/2006	Portzline	D2/972
D538,021 S		3/2007	Matis et al.		
D538,025 S		3/2007	Belley et al.		
D539,017 S		3/2007	Matis et al.		
D541,519 S	*	5/2007	Belley et al.	D2/972
D544,194 S	*	6/2007	Roth et al.	D2/972
D544,195 S	*	6/2007	Dirsa	D2/972

D545,545 S	*	7/2007	Matis et al.	D2/969
D546,044 S		7/2007	Matis et al.		
D554,843 S	*	11/2007	Matis	D2/969
D575,491 S	*	8/2008	Belley et al.	D2/969
D575,941 S	*	9/2008	Weber	D2/907
D576,383 S	*	9/2008	Weber	D2/902

OTHER PUBLICATIONS

Merrell Spring 2008 Catalog, pp. 32 and 33.

* cited by examiner

Primary Examiner—Dominic Simone

(74) *Attorney, Agent, or Firm*—Warner Norcross & Judd LLP

(57) **CLAIM**

The ornamental design for footwear upper, as shown and described.

DESCRIPTION

FIG. 1 is a perspective view of the footwear upper embodying the new design;

FIG. 2 is a top view thereof;

FIG. 3 is a right side view thereof;



FIG. 4 is a left side view thereof;

FIG. 5 is a front view thereof; and,

FIG. 6 is a rear view thereof.

FIGS. 1-6 show features of an article of footwear in phantom lines. These features are shown for environmental purposes and do not form any part of the claimed design. Further, the phantom lines immediately adjacent the solid-line portions of the design form the boundary of the design, with the phantom lines forming no part of the claimed design.

1 Claim, 4 Drawing Sheets






Fig. 1

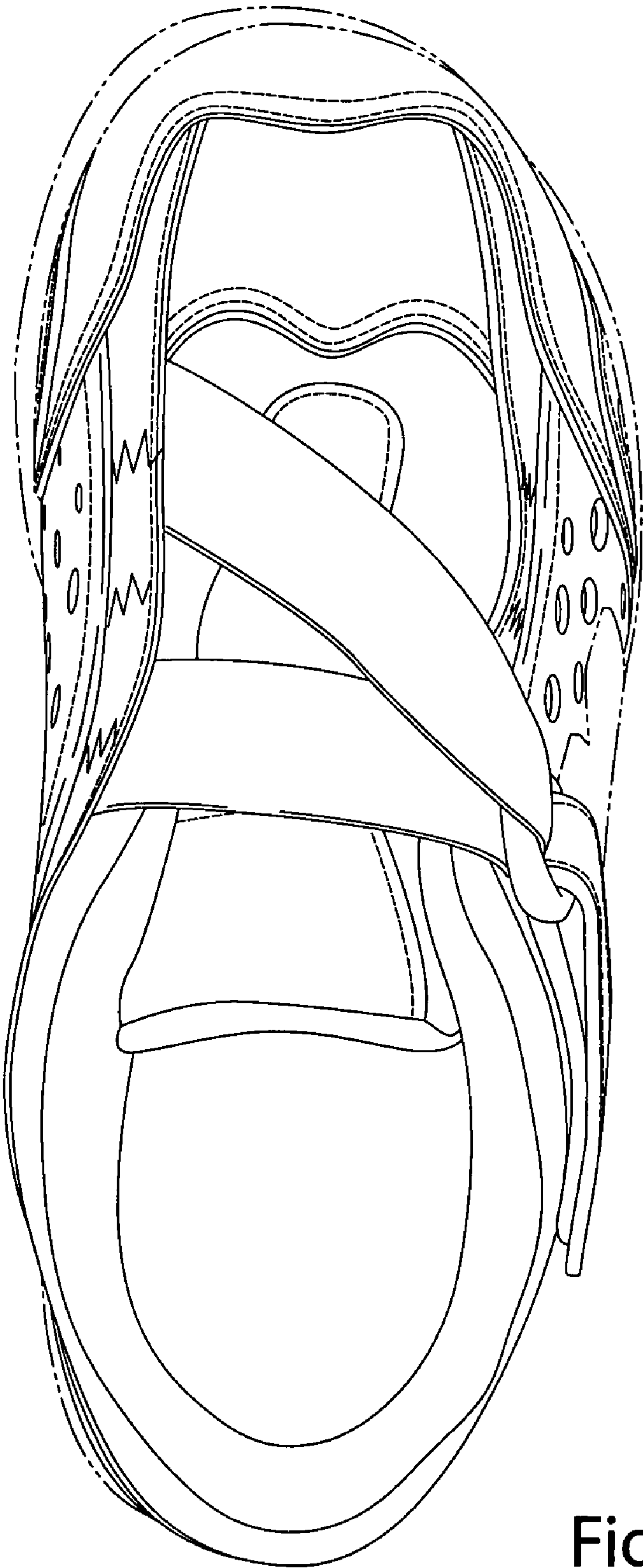


Fig. 2




Fig. 3



Fig. 4




Fig. 5



Fig. 6