



US00D586545S

(12) **United States Design Patent**  
**Feldman**

(10) **Patent No.:** **US D586,545 S**

(45) **Date of Patent:** **\*\* Feb. 17, 2009**

(54) **PAIR OF FOOT PADS**

(75) Inventor: **Daniel D. Feldman**, Brooklyn, NY (US)

(73) Assignee: **Profoot, Inc.**, Brooklyn, NY (US)

(\*\*) Term: **14 Years**

(21) Appl. No.: **29/274,329**

(22) Filed: **Apr. 17, 2007**

(51) **LOC (9) Cl.** ..... **02-04**

(52) **U.S. Cl.** ..... **D2/961**

(58) **Field of Classification Search** ..... D2/946,  
D2/947, 948, 950-961, 966-971; 36/43,  
36/44, 88-92, 1, 80

See application file for complete search history.

(56) **References Cited**

**U.S. PATENT DOCUMENTS**

2,613,456	A *	10/1952	Amico	.....	36/180
D247,832	S *	5/1978	Glasgow et al.	.....	D2/952
D341,022	S *	11/1993	Zona	.....	D2/961
D396,550	S	8/1998	Feldman et al.		
D397,238	S *	8/1998	Lozano et al.	.....	D2/961
D496,526	S *	9/2004	Grisoni et al.	.....	D2/961
D531,790	S *	11/2006	Wurzburg	.....	D2/961

\* cited by examiner

*Primary Examiner*—Stella M Reid

*Assistant Examiner*—Rashida C McCoy

(74) *Attorney, Agent, or Firm*—Dickinson Wright, PLLC;  
John M. Naber

(57) **CLAIM**

The ornamental design for a pair of foot pads, as shown and described.

**DESCRIPTION**

FIG. 1 is a top plan view of a pair of left and right foot pads, showing the new design;

FIG. 2 is a bottom plan view thereof of the left foot pad, the bottom plan view of the right foot pad being a mirror image thereof;

FIG. 3 is a rear view of the left foot pad, the rear view of the right foot pad being a mirror image thereof;

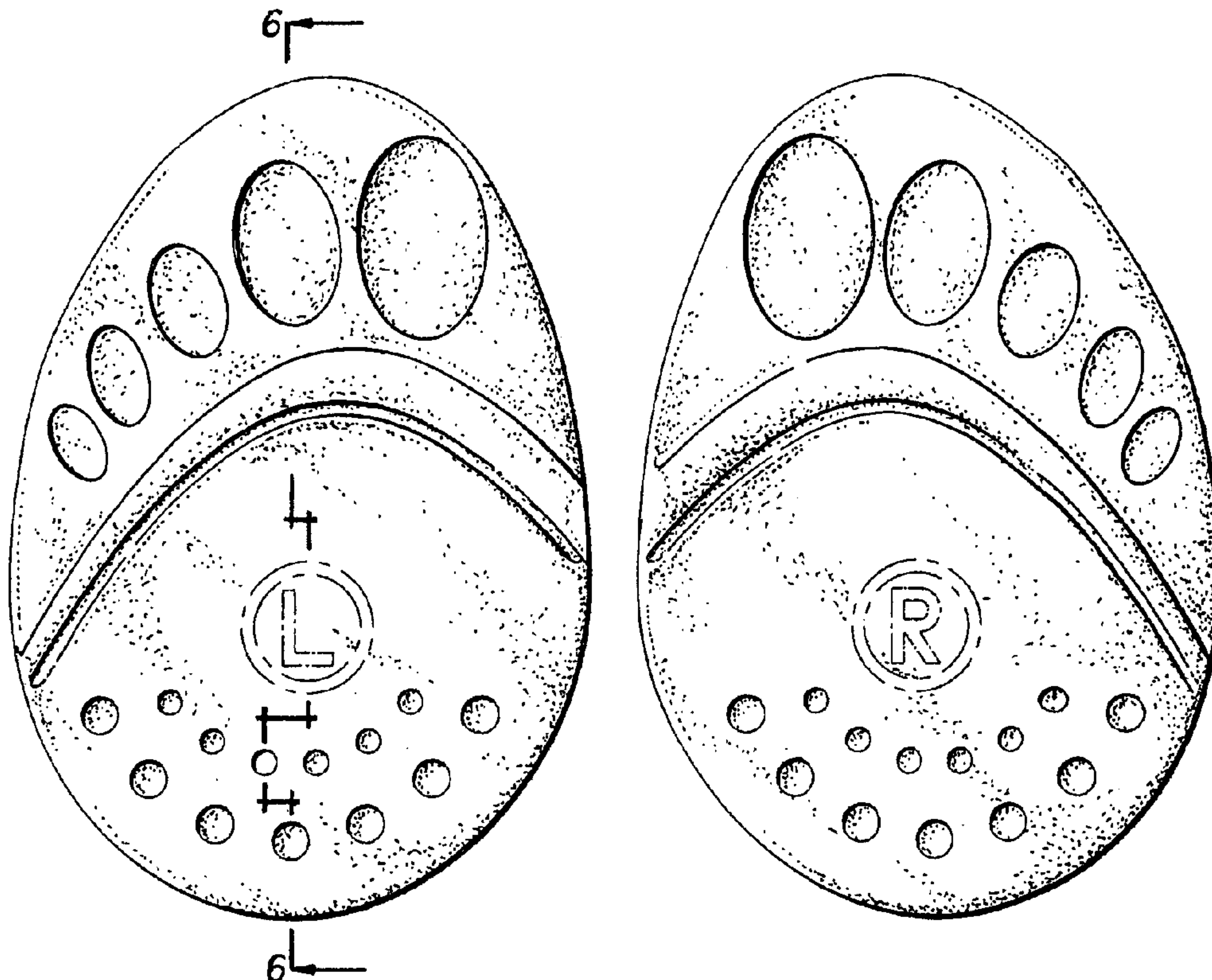
FIG. 4 is a front view of the left foot pad; the front view of the right foot pad being a mirror image thereof;

FIG. 5 is a side view of the left foot pad; the side view of the right foot pad being a mirror image thereof; and,

FIG. 6 is an enlarged cross section taken along line 6—6 of FIG. 1 of the left foot pad; this view of the right foot pad being a mirror image thereof.

In the drawings, the dotted lines form no part of the ornamental design.

**1 Claim, 2 Drawing Sheets**



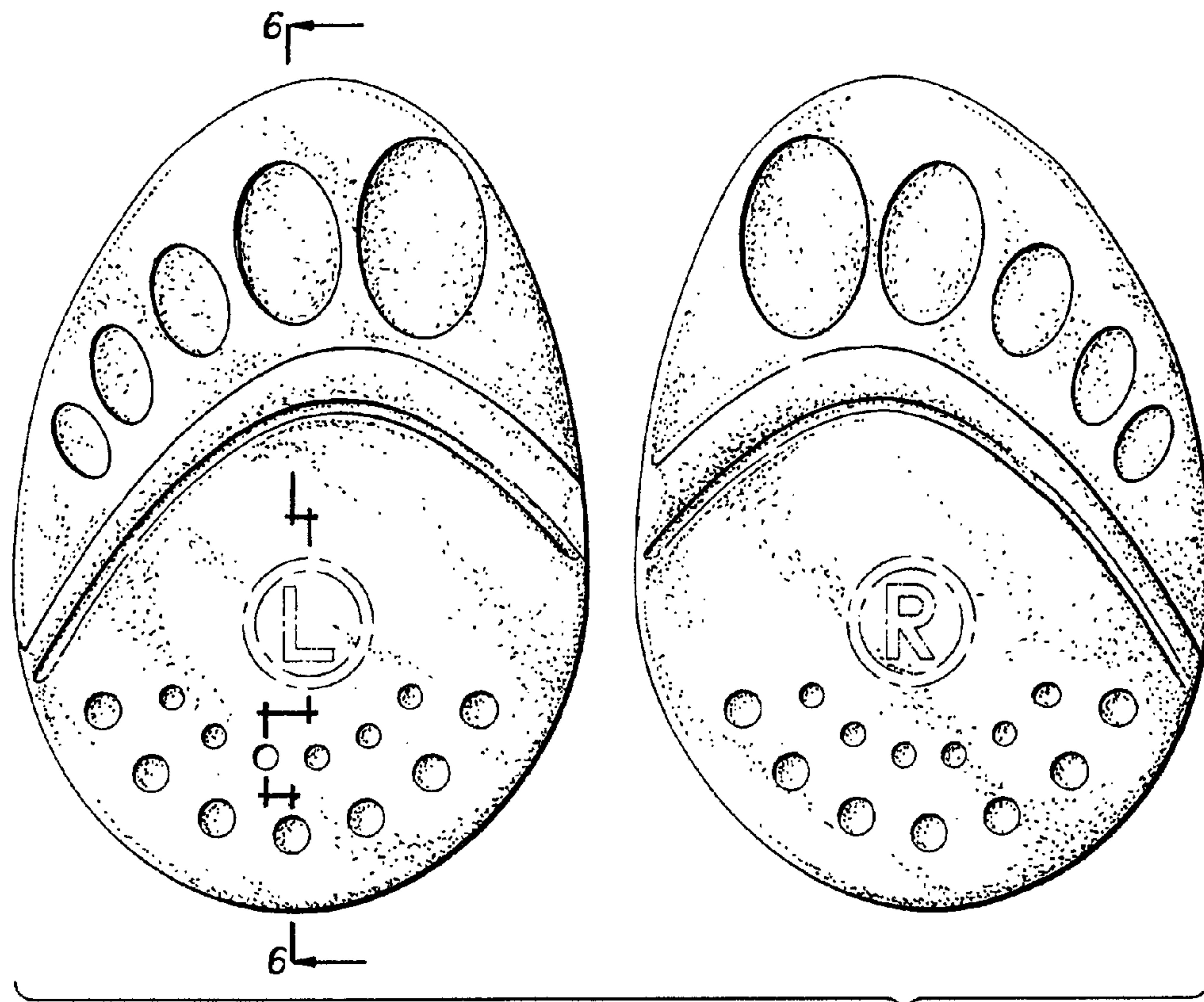


FIG. 1

FIG. 2

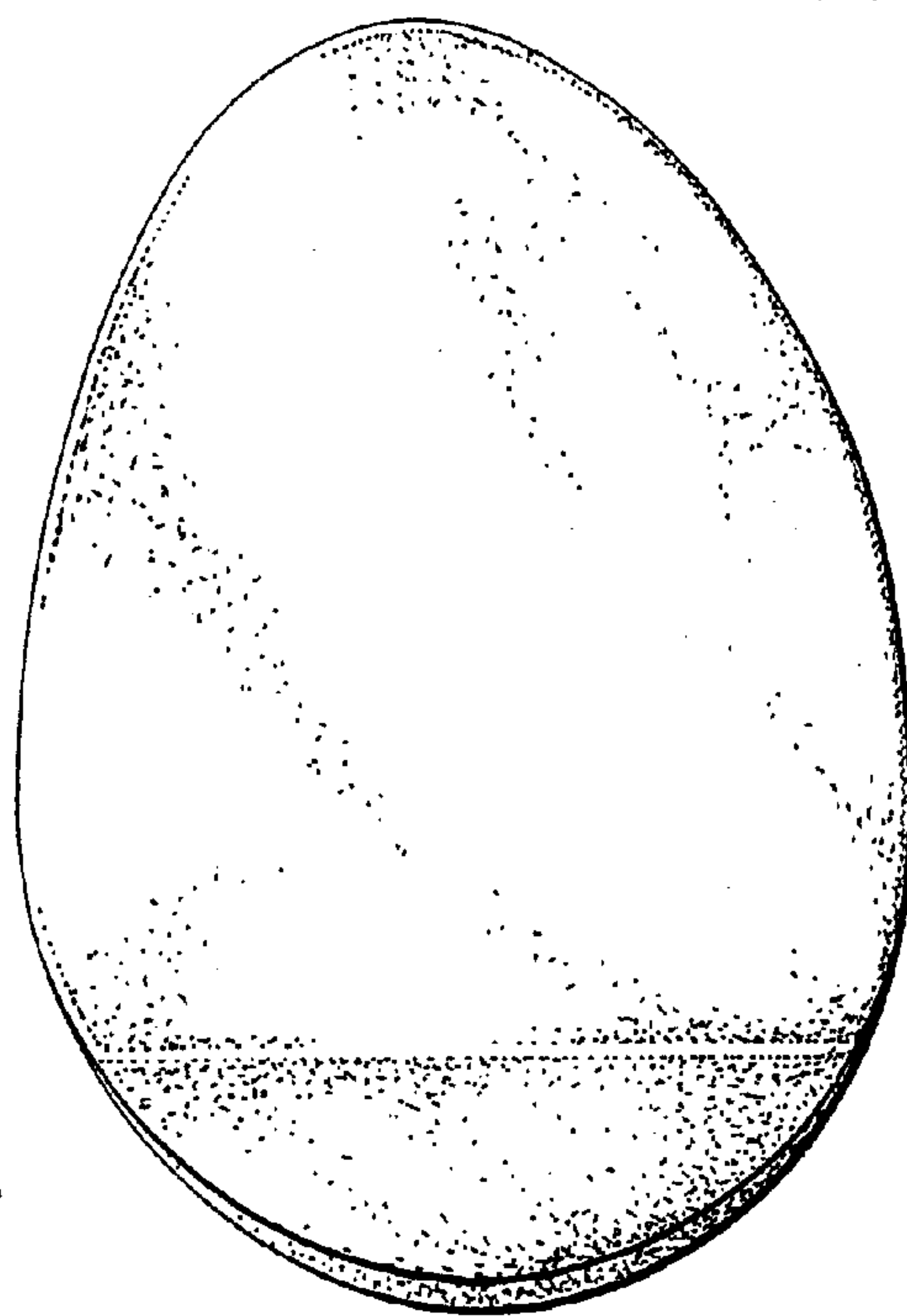




FIG. 3



FIG. 4



FIG. 5



FIG. 6