



US00D586542S

(12) **United States Design Patent**  
**McClaskie**

(10) **Patent No.:** **US D586,542 S**

(45) **Date of Patent:** **\*\* Feb. 17, 2009**

(54) **OUTSOLE FOR A SHOE**

3,407,518 A 10/1968 MacQuaid et al. .... 36/72

(75) Inventor: **Thomas E. McClaskie**, Bethlehem, PA  
(US)

(Continued)

(73) Assignee: **Columbia Insurance Company**,  
Omaha, NE (US)

**OTHER PUBLICATIONS**

Hand drawn profile—copyright 2004—WWW.RAVINIA.ORG.\*  
Zulu headdress black & white drawing—http://www.  
magicalkingdom.co.uk copyright 2000-2008.\*

(\*\*) Term: **14 Years**

*Primary Examiner*—Celia A Murphy

(21) Appl. No.: **29/299,772**

(74) *Attorney, Agent, or Firm*—St. Onge Steward Johnston &  
Reens LLC

(22) Filed: **Jan. 4, 2008**

(57) **CLAIM**

(51) **LOC (9) Cl.** ..... **02-04**

The ornamental design for outsole for a shoe, as shown and  
described.

(52) **U.S. Cl.** ..... **D2/952; D2/951; D2/954;**  
D2/957

(58) **Field of Classification Search** ..... D2/902,  
D2/947, 951, 952, 953, 954, 956, 957, 958,  
D2/960; 36/103, 22 R, 25 R, 32 R  
See application file for complete search history.

**DESCRIPTION**

FIG. 1 is a bottom perspective view of an outsole for a shoe  
showing my new design;

(56) **References Cited**

**U.S. PATENT DOCUMENTS**

D85,862 S *	12/1931	Crossman et al. ....	D2/952
1,974,543 A	9/1934	Reymond .....	12/142
2,046,217 A	6/1936	Strauss .....	36/72
2,079,237 A	5/1937	Allard .....	36/2
2,160,768 A	5/1939	Wasser .....	36/72
2,344,069 A	3/1944	Wasser .....	36/72
3,091,871 A	6/1963	Tronche .....	36/72
3,175,310 A	3/1965	MacQuaid .....	36/72
3,175,311 A	3/1965	MacQuaid .....	36/72
3,191,321 A	6/1965	Brutting .....	36/2.5
3,213,551 A	10/1965	Krauss .....	36/2.5

FIG. 2 is a bottom view thereof;

FIG. 3 is a left side view thereof;

FIG. 4 is a right side view thereof;

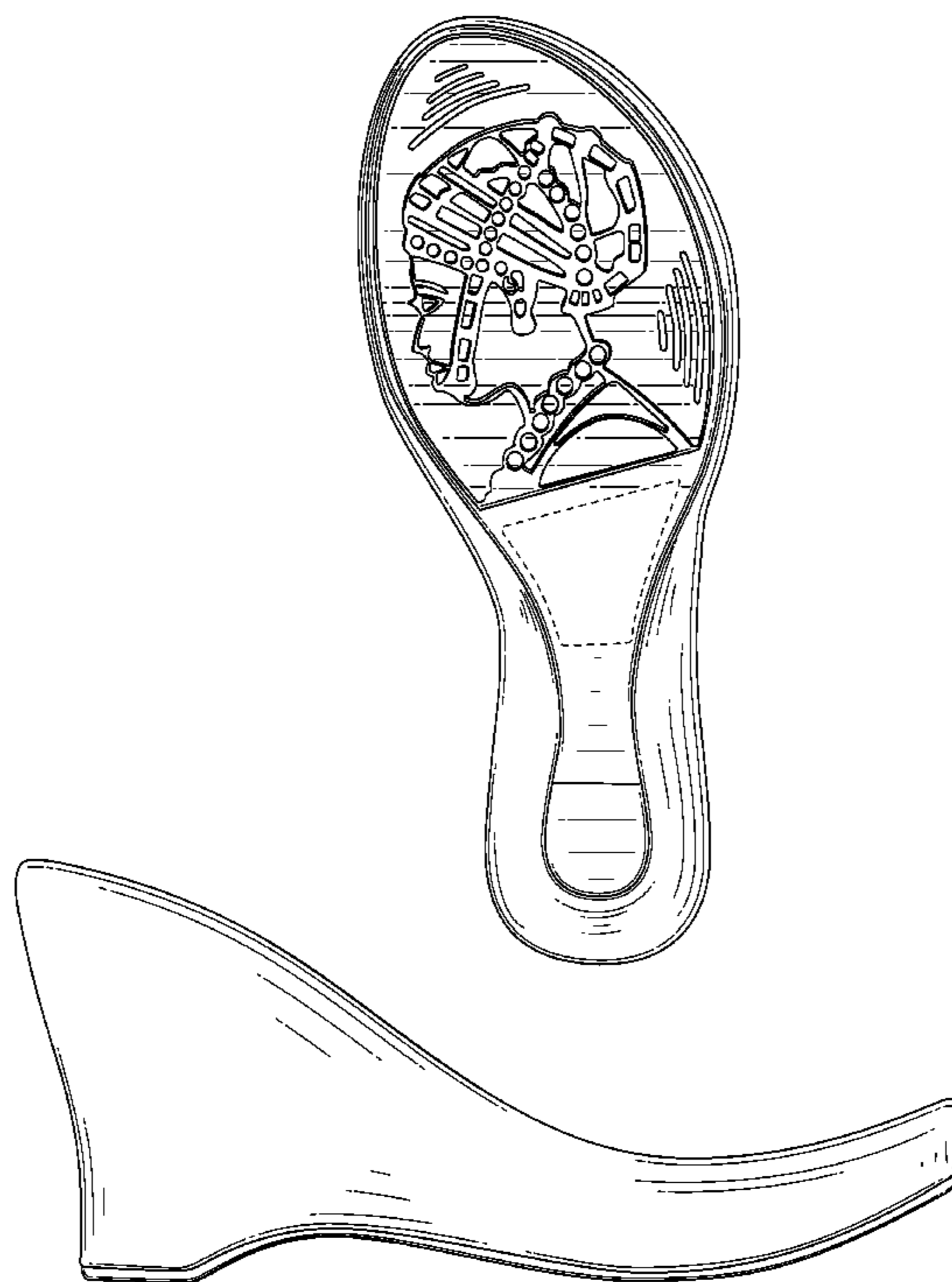
FIG. 5 is a front view thereof;

FIG. 6 is a rear view thereof; and,

FIG. 7 is an enlarged perspective view of the area "7" shown  
in FIG. 1.

The broken lines shown in the arch area of FIGS. 1–2 repre-  
sent boundaries of the design with the lines themselves and  
the areas within them forming no part of the claim.

**1 Claim, 6 Drawing Sheets**



# US D586,542 S

Page 2

## U.S. PATENT DOCUMENTS

3,525,165 A	8/1970	Randall, Jr. ....	36/2.5	D381,494 S	7/1997	Anderson .....	D2/959
3,561,142 A	2/1971	Streit, Sr. et al. ....	36/72	D384,798 S	10/1997	Gray .....	D2/964
D256,518 S	8/1980	Moesle .....	D2/320	5,738,937 A	4/1998	Baychar .....	428/316.6
4,231,170 A	11/1980	Griswold .....	36/72	D402,449 S	12/1998	Robinson et al. ....	D2/951
4,366,629 A	1/1983	Scherz .....	36/4	D430,968 S	9/2000	Carroll .....	D2/962
4,562,652 A	1/1986	Hensler .....	36/102	6,161,315 A	12/2000	Dalton .....	36/134
4,908,963 A	3/1990	Krajcir et al. ....	36/77	D468,083 S	1/2003	Morais .....	D2/960
4,995,174 A	2/1991	Hong et al. ....	36/72	D483,555 S	12/2003	Robinson, Jr. et al. ....	D2/954
5,048,203 A	9/1991	Kling .....	36/32	D501,707 S	2/2005	Nakano .....	D2/959
5,185,944 A	2/1993	Okajima .....	36/45	D536,163 S *	2/2007	McClaskie .....	D2/957
D335,953 S	6/1993	Tyng .....	D2/320	D538,519 S *	3/2007	McClaskie .....	D2/957
D345,453 S	3/1994	Carpenter .....	D2/955	D546,530 S *	7/2007	McClaskie .....	D2/952
5,499,459 A	3/1996	Tomaro .....	36/10	D560,052 S *	1/2008	McClaskie .....	D2/952
5,526,584 A	6/1996	Bleimhofer et al. ....	36/10	D572,445 S *	7/2008	Matis .....	D2/952
				2007/0193064 A1 *	8/2007	Xu .....	36/25 R

\* cited by examiner

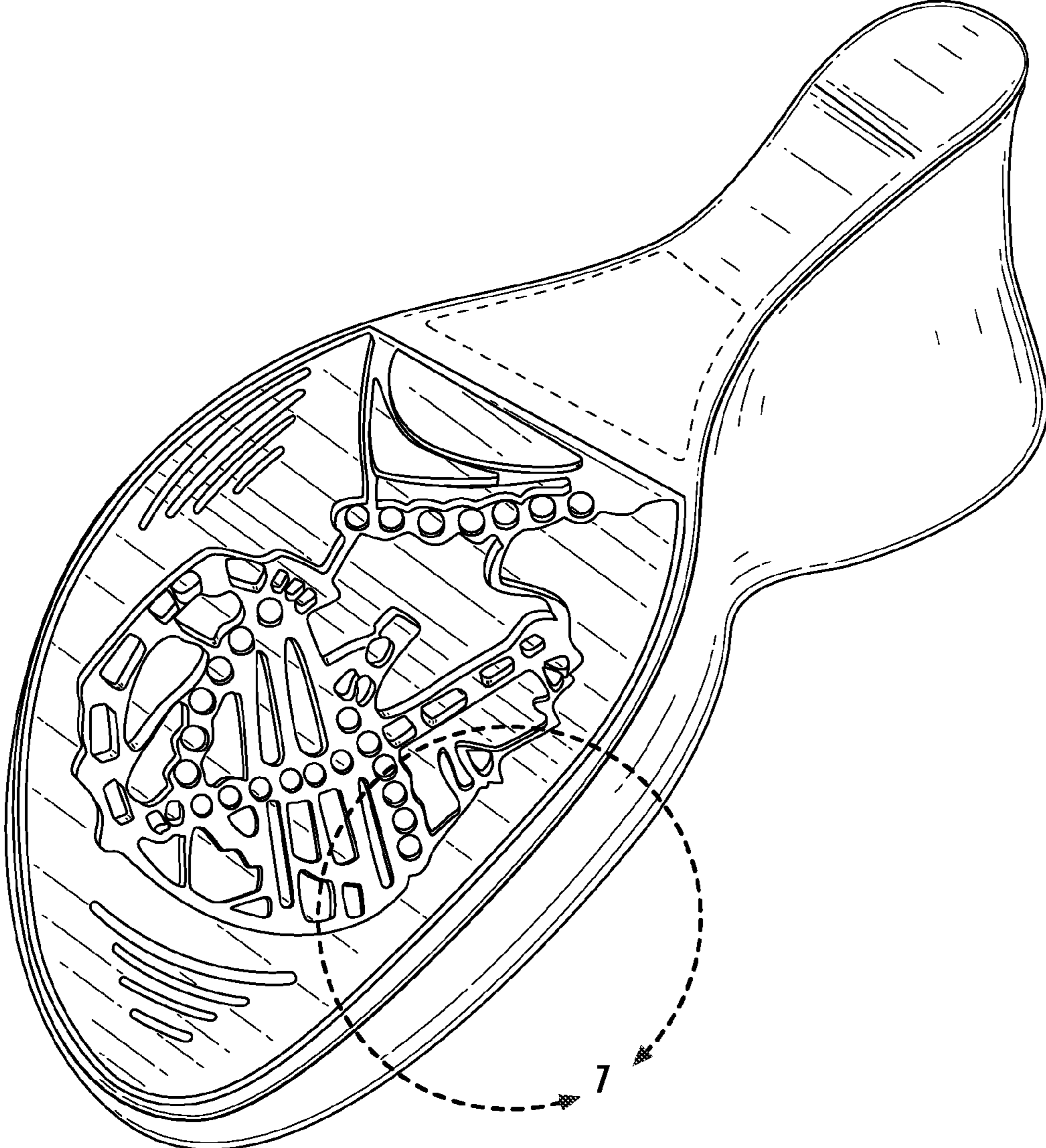


FIG. 1

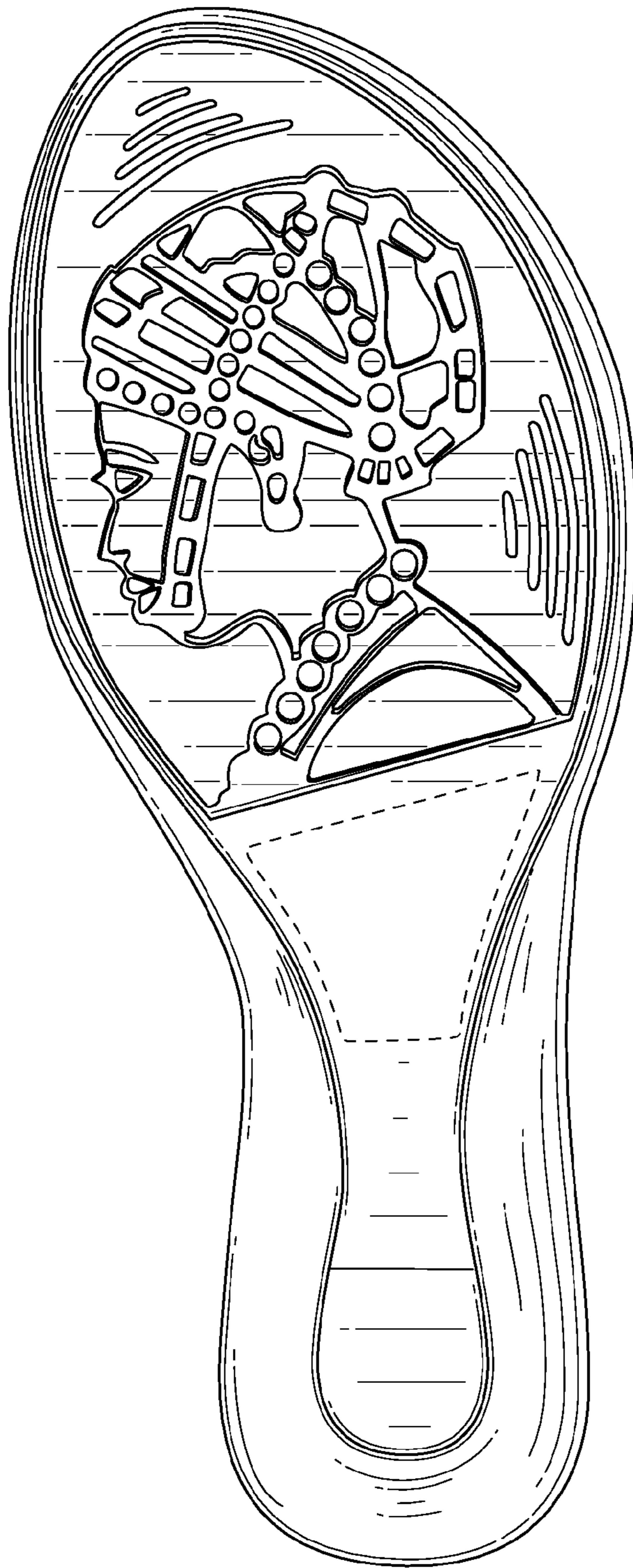


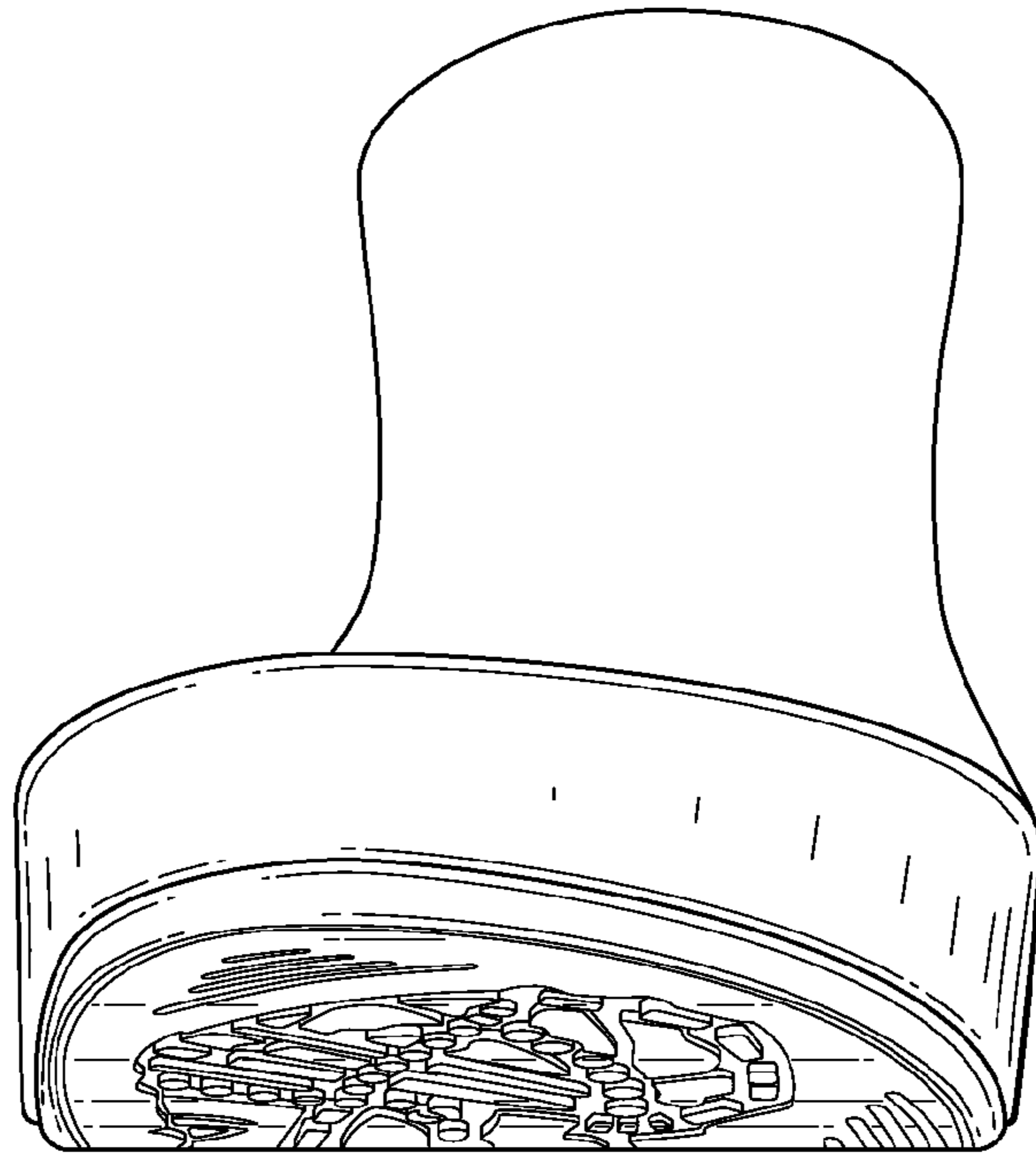
FIG. 2



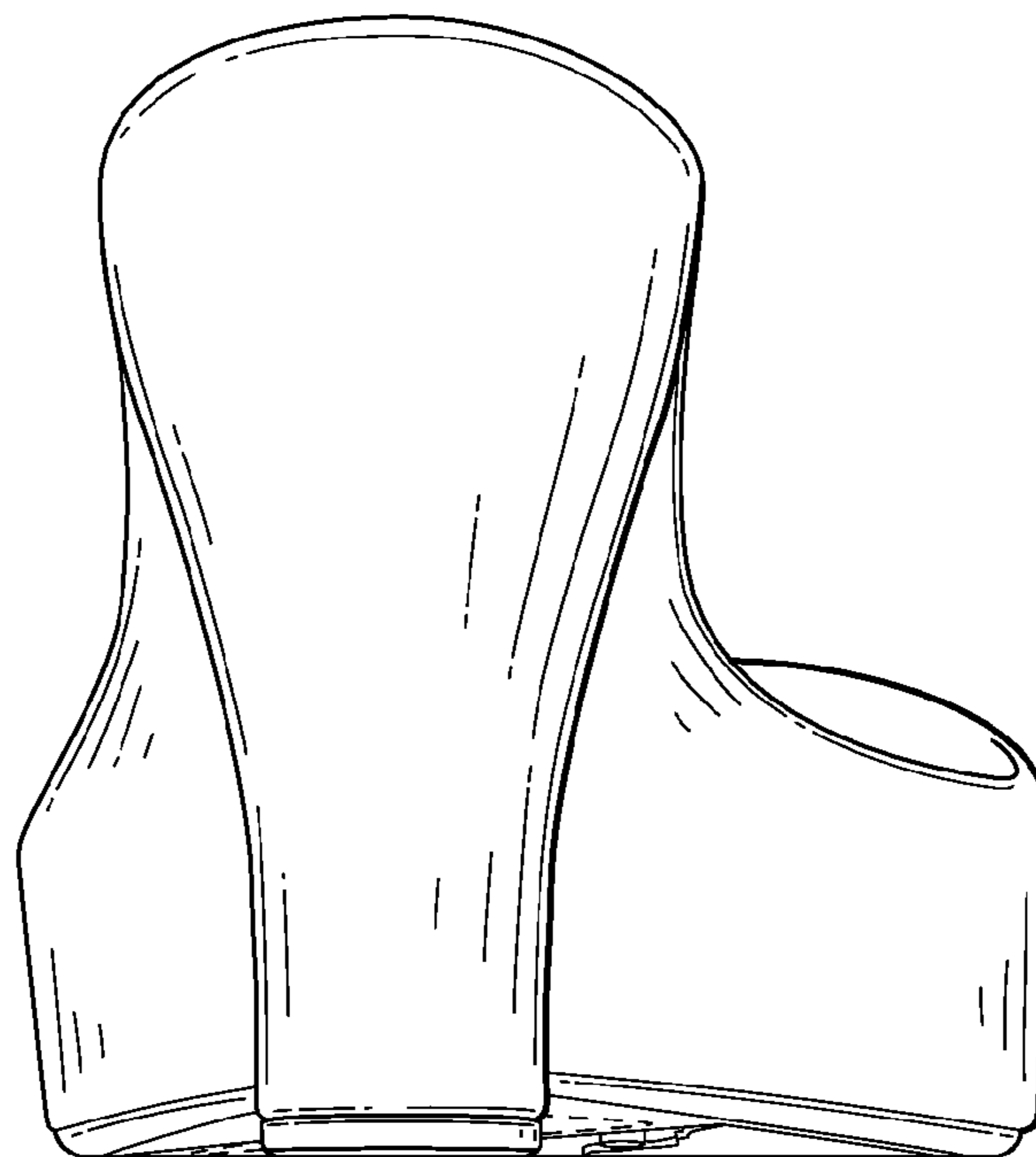
FIG. 3




FIG. 4



**FIG. 5**



**FIG. 6**



**FIG. 7**